

SEASON BY SEASON



**XAVIER JOHNSON**  
GUARD

## 1901-02

### 1901-02 (3-1) Coach: None

J 10	State Prep School	W	34-10
J 17	State Prep School	L	9-10
F 2	at Denver Turn Verein	W	49-13
F 10	at Denver Wheel	W	27-11

### 1902-03 (2-4) Coach: None

J 29	at Denver	W	54-17
F 5	Nebraska	L	12-28
M 17	at Latter Day Saints (SLC)	L	9-11
M 28	Brigham Young College	L	15-23
A 1	at Latter Day Saints (SLC)	L	13-18
A 2	BYU	W	16-10

### 1903-04 (4-3) Coach: None

J 7	at Cheyenne	L	19-25
J 9	H.W.C.	L	15-23
J 16	at Titch	W	35-18
F 4	at All-Stars	W	33-25
F 6	Denver	L	11-16
F 11	Colorado College	W	29-25
F 27	at Colorado College	W	21-20

### 1904-05 (3-2) Coach: None

N 25	Victors	L	19-38
J 14	H.W.C.	L	19-24
J 21	at Greeley High	W	41-17
F 4	at Cheyenne Business	W	37-24
F 10	at Cheyenne Business	W	16-10

### 1905-06 (6-5) Coach: None

D 9	at Denver	W	46-34
J 20	Highland Wheel	L	24-27
J 25	Cheyenne Business	W	30-23
J 26	Longmont YMCA	L	11-12
F 3	Chicago Meteors	L	28-31
F 10	at Victors	W	30-23
F 17	at Colorado Mines	W	43-26
M 2	Colorado State	W	42-23
M 7	at Red Men	L	21-25
M 9	Colorado Mines	L	23-62
M 13	Sioux City YMCA	W	64-26

### 1906-07 (6-4) Coach: Frank Castleman

J 11	at Colorado State	W	34-15
J 19	at Denver	W	32-17
J 25	Denver	W	26-21
J 29	Evanston University	L	21-36
J 30	Evanston University	W	28-27
F 1	at Colorado State	L	21-31
F 8	Colorado State	L	18-32
F 23	Victors	L	18-38
F 24	Victors	W	42-33
M 8	at Colorado Mines	W	41-29

### 1907-08 (6-6) Coach: Frank Castleman

D 31	at Colorado State	L	21-29
J 6	at Company F	W	36-14
J 9	Arctics (Alaska)	L	39-55
J 14	Wyoming	W	57-23
J 17	Longmont A.C.	W	29-28
J 24	at Greeley Arrows	W	36-31
F 1	Muscatine (Iowa)	L	30-49
F 7	at Colorado State	W	43-27
F 19	Denver	W	26-9
F 25	at Denver	L	22-30
F 28	at Colorado Mines	L	29-50
M 6	Colorado Mines	L	16-39

## SEASON-BY-SEASON RESULTS

### 1908-09 (4-3) Coach: Frank Castleman

J 29	Denver YMCA	W	26-24
F 12	at Colorado Mines	L	16-39
F 25	at Westminster	W	61-38
F 26	Colorado Mines	W	39-35
F 27	at Denver YMCA	L	23-44
M 4	Westminster	W	71-11
M 5	at Greeley Pioneers	L	34-45

### 1909-10 (7-5, 3-1) Coach: Frank Castleman

D 17	at Greeley Arrows	L	35-45
D 27	at Leadville H.S.	W	76-10
D 28	at Grand Junction YMCA	W	71-12
D 29	at Lehi (Utah)	L	29-52
J 1	at Salt Lake YMCA	L	15-58
J 2	at Salt Lake YMCA	W	50-29
J 3	at Weber State A.C.	W	45-24
J 28	Greeley Arrows	L	35-45
F 5	*at Colorado State	W	34-31
F 11	*Colorado Mines	W	42-38
F 19	*Colorado State	W	41-30
F 22	*at Colorado Mines	L	21-36

\*Rocky Mountain Conference

### 1910-11 (4-2, 2-2) Coach: Frank Castleman

J 20	*at Colorado Mines	L	23-26
F 3	*Colorado State	W	35-20
F 10	*at Colorado State	W	33-17
F 11	at Wyoming	W	27-26
F 17	*Colorado Mines	L	23-38
F 25	Wyoming	W	65-12

\*Rocky Mountain Conference

### 1911-12 (5-2, 2-2) Coach: Frank Castleman

J 27	*Colorado Mines	L	26-32
F 2	*at Colorado State	W	23-21
F 3	at Wyoming	W	34-20
F 13	*Colorado State	W	32-26
F 16	at Colorado Mines	W	27-26
F 22	Wyoming	W	52-17
F 28	*at Colorado Mines	L	24-26

\*Rocky Mountain Conference

### 1912-13 (7-4, 5-1) Coach: John McFadden

J 27	at Wyoming	W	32-17
F 1	*at Colorado Mines	W	28-23
F 7	*at Colorado State	W	42-32
F 11	*at Denver	W	24-9
F 15	Wyoming	W	45-17
F 22	*Colorado State	W	22-17
F 25	*Denver	W	26-12
F 28	*Colorado Mines	L	20-21
M 13	Utah	L	10-39
M 14	Utah	L	23-34
M 15	Utah	L	16-39

\*Rocky Mountain Conference

### 1913-14 (3-5, 3-3) Coach: John McFadden

J 31	*at Colorado Mines	W	38-22
F 6	*Denver	W	48-24
F 14	*at Colorado State	L	34-43
F 21	*at Denver	W	29-19
F 28	*Colorado State	L	23-26
M 7	*Colorado Mines	L	23-24
M 12	Utah	L	18-43
M 13	Utah	L	11-30

\*Rocky Mountain Conference

<b>1901-02: 3-1</b> Home: 1-1 Road: 2-0	<b>1904-05: 3-2</b> Home: 0-2 Road: 3-0	<b>1907-08: 6-6</b> Home: 3-3 Road: 3-3	<b>1910-11: 4-2</b> Home: 2-1 Road: 2-1	<b>1913-14: 5-3</b> Home: 2-3 Road: 3-0	<b>1916-17: 6-2</b> Home: 3-1 Road: 3-1	<b>1919-20: 6-4</b> Home: 5-2 Road: 1-2
<b>1902-03: 2-4</b> Home: 1-2 Road: 1-2	<b>1905-06: 6-5</b> Home: 3-4 Road: 3-1	<b>1908-09: 4-3</b> Home: 3-0 Road: 1-3	<b>1911-12: 5-2</b> Home: 2-1 Road: 3-1	<b>1914-15: 4-6</b> Home: 2-3 Road: 2-3	<b>1917-18: 9-2</b> Home: 8-1 Road: 1-1	<b>1920-21: 8-0</b> Home: 3-0 Road: 5-0
<b>1903-04: 4-3</b> Home: 1-2 Road: 3-1	<b>1906-07: 6-4</b> Home: 3-3 Road: 3-1	<b>1909-10: 7-5</b> Home: 2-1 Road: 5-4	<b>1912-13: 7-4</b> Home: 3-4 Road: 4-0	<b>1915-16: 6-2</b> Home: 4-1 Road: 2-1	<b>1918-19: 8-1</b> Home: 3-0 Road: 5-1	<b>1921-22: 3-5</b> Home: 1-3 Road: 2-2

### 1914-15 (4-6, 3-5) Coach: James Ashmore

J 16	at Wyoming	L	31-32
J 23	*Colorado State	W	30-26
J 30	*at Colorado College	W	37-23
F 3	*Denver	L	26-31
F 10	*at Colorado State	L	21-39
F 13	Wyoming	W	35-27
F 16	*at Colorado Mines	W	28-18
F 19	*at Denver	L	14-22
F 26	*Colorado College	L	21-30
M 3	*Colorado Mines	L	21-41

\*Rocky Mountain Conference

### 1915-16 (6-2, 6-2) Coach: James Ashmore

F 8	*Colorado State	W	37-23
F 10	*Colorado Mines	W	32-30
F 18	*Denver	L	12-18
F 21	*Colorado Mines	W	37-10
F 26	*at Colorado College	W	24-22
M 3	*Colorado College	W	26-20
M 9	*at Denver	L	18-19
M 11	*at Colorado State	W	27-20

\*Rocky Mountain Conference

### 1916-17 (6-2, 6-2) Coach: James Ashmore

J 26	*at Colorado Mines	W	37-14
F 6	Colorado State	W	33-24
F 10	*Colorado Mines	W	32-11
F 13	*at Colorado State	W	35-21
F 17	*Colorado College	L	22-27
F 24	*at Denver	W	22-20
M 5	*at Colorado College	L	21-26
M 9	*Denver	W	31-9

\*Rocky Mountain Conference

### 1917-18 (9-2, 5-1) Coach: M.C. Evans

J 18	Wyoming	W	35-14
J 25	Northern Colorado	W	35-20
F 5	*Colorado State	W	33-24
F 8	*Denver	W	25-18
F 15	*Colorado Mines	W	27-21
F 16	*Colorado State	W	35-21
M 1	*at Denver	L	11-19
M 6	*at Colorado Mines	W	50-19
M 21	Utah State	L	19-31
M 22	Utah State	W	24-15
M 23	at Utah State	W	29-25 OT

\*Rocky Mountain Conference

### 1918-19 (8-1, 7-1) Coach: Joe Mills

F 1	at Northern Colorado	W	26-17
F 11	*at Colorado Mines	W	30-19
F 14	*Denver	W	24-13
F 21	*at Colorado State	W	37-20
F 29	*at Colorado College	L	27-30
M 7	*at Denver	W	30-23
M 14	*at Colorado Mines	W	48-30
M 21	*Colorado State	W	48-31
M 29	*Colorado College	W	32-18

\*Rocky Mountain Conference

### 1919-20 (6-4, 5-2) Coach: Joe Mills

J 16	Nebraska	L	16-27
J 17	Nebraska	L	17-24
J 24	Colorado State	W	28-21
J 31	*at Colorado Mines	L	20-30
F 28	*Colorado State	W	36-18
M 1	*Denver	W	24-8
M 10	*Colorado College	W	34-10
M 13	*at Denver	W	27-10
M 19	*Colorado Mines	W	27-19
M 20	*at Colorado College	L	20-22

\*Rocky Mountain Conference

### 1920-21 (8-0, 6-0) Coach: Joe Mills

J 27	at Colorado State	W	37-21
F 2	at Colorado Mines	W	30-28
F 5	*Colorado College	W	32-36
F 11	*at Denver	W	25-14
F 12	*at Colorado College	W	39-30
F 22	*Colorado Mines	W	33-23
F 26	*Colorado State	W	40-22
M 5	*at Denver	W	26-14

\*Rocky Mountain Conference

### 1921-22 (3-5, 3-5) Coach: Joe Mills

J 10	*Colorado State	W	24-20
J 14	*at Denver	W	32-19
J 17	*Colorado Mines	L	31-32
J 20	*Denver	L	19-23
J 23	*at Colorado College	L	33-36
J 27	*at Colorado Mines	L	26-50
F 3	*at Colorado State	W	22-8
F 7	*Colorado College	L	25-42

\*Rocky Mountain Conference



Frank R. Castleman  
1907-12



John McFadden  
1913-14



James N. Ashmore  
1915-17



Melbourne C. Evans  
1918



Joe Mills  
1919-24



Henry P. Iba  
1934



Earl "Dutch" Clark  
1935

SEASON-BY-SEASON

## 1922-1938

### 1922-23 (1-7, 1-5) Coach: Joe Mills

J 20 Northern Colorado	L 25-27
J 26 at Northern Colorado	L 24-30
F 9 *Denver	L 25-27
F 10 *at Denver	W 24-17
F 16 *Colorado College	L 22-31
F 20 *Colorado Mines	L 21-39
F 22 *at Colorado Mines	L 9-43
M 2 *at Colorado College	L 22-30

### 1923-24 (4-7, 3-5) Coach: Joe Mills

J 11 Northern Colorado	L 20-21
J 19 at Northern Colorado	L 15-19
J 25 *at Colorado State	L 14-22
F 1 *Colorado Mines	W 49-24
F 8 *Denver	L 19-20
F 9 *at Denver	W 28-25
F 13 Montana State	W 25-19
F 15 *at Colorado College	L 34-42
F 20 *at Colorado Mines	L 27-29
F 22 *at Colorado State	L 28-30
F 29 *Colorado College	W 39-28

### 1924-25 (9-5, 7-4) Coach: Howard Beresford

J 22 Utah	W 26-22
J 23 Utah	W 33-29
J 29 *Wyoming	W 30-26
J 31 *at Northern Colorado	L 25-27
F 4 *at Colorado State	W 30-19
F 6 *at Northern Colorado	W 36-28
F 10 *at Colorado Mines	W 26-24
F 18 *at Denver	W 38-37
F 20 *Colorado College	L 29-30
F 25 *Colorado Mines	W 42-30
F 26 Western State	L 33-40
F 28 *Denver	L 23-25
M 3 *at Colorado State	W 19-16
M 7 *at Colorado College	L 19-36

### 1925-26 (8-5, 7-5) Coach: Howard Beresford

J 22 *at Wyoming	W 43-35
J 23 *at Wyoming	L 19-28
J 27 New Mexico	W 37-17
F 3 *Colorado State	W 56-20
F 6 *Northern Colorado	L 22-23
F 10 *Colorado Mines	W 26-12
F 16 *at Northern Colorado	L 18-20
F 19 *at Colorado College	W 27-26
F 22 *Denver	W 28-26
F 24 *at Colorado Mines	L 24-29
F 27 *at Denver	W 44-37
M 3 *at Colorado State	W 25-18
M 5 *Colorado College	L 22-23

### 1926-27 (7-5, 7-5) Coach: Howard Beresford

J 21 *at Western State	W 39-14
J 22 *at Western State	W 63-19
J 28 *at Colorado State	L 31-32
J 29 *Northern Colorado	W 24-19
F 4 *Colorado College	W 19-15
F 5 *at Northern Colorado	L 14-20
F 11 *Colorado State	W 22-16
F 12 *at Denver	L 24-26
F 16 *at Colorado Mines	W 28-19
F 21 *Colorado Mines	L 23-24

F 26 *Denver	W 28-19
M 5 *at Colorado College	L 15-23

### 1927-28 (5-7, 5-7) Coach: Howard Beresford

J 14 *Colorado Mines	W 27-25
J 21 *at Denver	L 22-37
J 25 *at Northern Colorado	W 27-25
J 28 *Colorado State	W 28-27
F 4 *at Colorado College	L 22-31
F 10 *Denver	L 27-37
F 15 *at Colorado Mines	L 28-40
F 17 *Western State	L 32-40
F 18 *Western State	W 54-31
F 25 *Northern Colorado	L 28-34
F 28 *at Colorado State	W 45-37
M 3 *Colorado College	L 28-45

### 1928-29 (10-2, 10-2) Coach: Howard Beresford

J 22 *at Wyoming	L 22-30
J 26 *Wyoming	W 25-22
J 30 *at Northern Colorado	L 28-35
F 2 *Colorado College	W 43-32
F 5 *at Colorado Mines	W 31-26
F 7 *at Denver	W 36-34
F 11 *Denver	W 30-20
F 15 *at Colorado State	W 31-21
F 16 *Colorado State	W 37-32
F 21 *Northern Colorado	W 29-27
F 23 *Colorado Mines	W 34-19
M 2 *at Colorado College	W 35-27

### 1929-30 (11-6, 11-3) Coach: Howard Beresford

J 17 *Western State	W 28-27
J 18 *Western State	W 42-21
J 22 *at Colorado Mines	W 46-9
J 25 *Wyoming	W 33-22
J 28 *at Wyoming	L 34-35
F 1 *Colorado Mines	W 59-9
F 7 *Northern Colorado	W 32-28
F 11 *Denver	W 37-22
F 14 *Colorado State	W 29-28
F 15 *at Colorado State	L 23-36
F 18 *at Denver	W 24-20*
F 25 at Northern Colorado	W 24-17*
F 28 Colorado College	W 27-24*
M 1 at Colorado College	L 36-39*
M 10 at Montana State	L 21-65
M 11 at Montana State	L 33-62
M 12 at Montana State	L 47-53

### 1930-31 (8-7, 8-4) Coach: Howard Beresford

J 2 vs. Kansas (Kansas City)	L 25-34
J 3 vs. Kansas (Kansas City)	L 29-36
J 5 at Kansas	L 19-25
J 9 Colorado Mines	W 33-9
J 20 *at Wyoming	L 29-34
J 24 *Wyoming	L 26-36
J 27 *at Colorado Mines	W 31-15
J 30 *at Colorado State	W 35-22
J 31 *Colorado State	W 26-23
F 6 *at Northern Colorado	W 32-22
F 11 *Denver	L 22-24
F 14 *Northern Colorado	W 31-28
F 20 *at Denver	L 28-34
F 27 *at Colorado College	W 30-20

F 28 *Colorado College	W 37-35
------------------------	---------

### 1931-32 (10-7, 9-5) Coach: Howard Beresford

J 3 vs. Kansas (Kansas City)	W 25-22
J 4 vs. Kansas (Kansas City)	L 22-41
J 5 at Kansas	L 25-34
J 15 *at Western State	W 38-20
J 16 *at Western State	W 39-19
J 19 *at Colorado Mines	W 19-17
J 22 *Wyoming	L 22-32
J 26 *at Northern Colorado	L 21-35
J 30 *Colorado State	W 26-20
F 1 *at Colorado State	W 21-20
F 5 *Northern Colorado	L 21-36
F 13 *Colorado Mines	W 23-21
F 16 *at Wyoming	L 21-26
F 20 *at Denver	W 40-21
F 22 *Denver	W 36-23
F 26 *Colorado College	W 33-31
F 27 *at Colorado College	L 19-25

### 1932-33 (8-8, 7-7) Coach: Howard Beresford

D 27 Stanford	L 21-25
D 28 at Stanford	W 29-24
J 13 *Western State	W 33-28
J 14 *Western State	L 22-25
J 20 *Northern Colorado	L 31-39
J 24 *at Wyoming	L 24-26
J 27 *at Denver	W 28-11
J 31 *at Colorado Mines	W 22-12
F 3 *Wyoming	W 37-28
F 7 *at Northern Colorado	L 23-24
F 10 *Colorado State	W 25-20
F 13 *at Colorado State	L 25-33
F 21 *Denver	L 17-18
F 24 *Colorado College	L 22-23
F 25 *at Colorado College	W 25-24
M 3 *Colorado Mines	W 35-23

### 1933-34 (9-8, 7-7) Coach: Henry Iba

J 5 *Colorado Mines	W 18-17
J 8 *at Colorado Mines	W 22-16
J 19 *at Northern Colorado	W 25-18
J 27 *Wyoming	L 13-18
J 30 *at Wyoming	L 17-35
F 6 *at Denver	W 25-24
F 9 *Colorado State	W 22-19
F 13 *at Colorado State	L 16-21
F 19 *Northern Colorado	W 26-25
F 21 *Colorado College	W 29-18
F 24 *at Colorado College	L 18-22
M 2 *Denver	L 21-22
M 3 at Kansas State	L 22-24
M 6 at St. Benedict's	W 28-12
M 7 at Maryville Teachers	L 12-17
M 8 at Kansas Teachers	L 15-22
M 9 at Kansas Teachers	W 27-21

### 1934-35 (3-9, 3-9) Coach: Earl "Dutch" Clark

J 8 *at Colorado Mines	L 17-24
J 11 *Denver	W 27-26
J 18 *Northern Colorado	L 17-20
J 25 *Wyoming	W 16-14
J 30 *at Wyoming	L 25-33
F 8 *at Colorado State	L 19-27

F 9 *Colorado Mines	W 28-19
F 11 *Colorado State	L 27-32
F 19 *at Northern Colorado	L 15-34
F 21 *Colorado College	L 24-32
F 23 *at Colorado College	L 25-38
M 2 *at Denver	L 26-45

### 1935-36 (6-8, 6-8) Coach: Forrest B. Cox

J 7 *at Colorado Mines	W 32-19
J 10 *at Denver	W 31-29
J 17 *Northern Colorado	L 27-41
J 24 *at Wyoming	L 29-41
J 29 *Wyoming	L 20-37
F 7 *Colorado State	W 31-21
F 8 *Colorado Mines	W 45-18
F 11 *at Colorado State	L 28-31
F 14 *Western State	W 46-41
F 15 *Western State	L 28-33
F 18 *at Northern Colorado	L 23-25
F 21 *at Colorado College	W 25-18
F 22 *Colorado College	L 27-40
F 28 *Denver	L 30-32

### 1936-37 (10-5, 10-2) Coach: Forrest B. Cox

D 22 vs. Missouri (Denver)	L 32-37 (ot)
D 23 vs. Utah (Denver)	L 30-32
J 5 *at Colorado Mines	W 51-14
J 8 *Denver	W 43-38
J 15 *Northern Colorado	W 46-21
J 22 *Wyoming	W 39-36
J 26 *at Wyoming	W 36-29
F 5 *Colorado Mines	W 56-11
F 6 *Colorado State	W 50-22
F 9 *at Colorado State	L 32-35
F 16 *at Northern Colorado	W 41-35
F 19 *Colorado College	W 39-31
F 20 *at Colorado College	W 35-32
F 26 *at Denver	L 33-39
M 2 at Denver	L 30-52

### 1937-38 (15-6, 10-2) Coach: Forrest B. Cox

D 2 Colorado Mines	W 33-19
D 3 Colorado Mines	W 61-16
D 31 Nevada	W 51-23
J 1 Nevada	W 61-23
J 7 at Missouri	L 33-35
J 8 at Missouri	L 29-33
J 10 at Nebraska	L 18-29
J 14 *UTAH	W 54-43
J 15 *Brigham Young	W 54-37
J 21 *Denver	W 48-34
J 22 *at Colorado State	W 49-32
J 28 *at Wyoming	L 39-44
J 29 *at Brigham Young	W 55-49
F 4 *Wyoming	W 37-35
F 5 *Utah State	W 59-35
F 11 *at Utah State	L 58-59
F 12 *at Utah	W 43-41
F 19 *at Denver	W 58-38
F 25 *Colorado State	W 72-37
M 14 #vs. New York University	W 48-47
M 16 #vs. Temple	L 34-60

<b>1922-23: 1-7</b> Home: 0-4 Road: 1-3 Neutral: 0-0	<b>1924-25: 9-5</b> Home: 4-3 Road: 5-2 Neutral: 0-0	<b>1926-27: 7-5</b> Home: 4-1 Road: 3-4 Neutral: 0-0	<b>1928-29: 10-2</b> Home: 6-0 Road: 4-2 Neutral: 0-0	<b>1930-31: 8-7</b> Home: 4-2 Road: 4-5 Neutral: 0-0	<b>1932-33: 8-8</b> Home: 4-5 Road: 4-3 Neutral: 0-0	<b>1934-35: 3-9</b> Home: 3-3 Road: 0-6 Neutral: 0-0	<b>1936-37: 10-5</b> Home: 6-0 Road: 4-3 Neutral: 0-2
<b>1923-24: 4-7</b> Home: 3-2 Road: 1-5 Neutral: 0-0	<b>1925-26: 8-5</b> Home: 4-2 Road: 4-3 Neutral: 0-0	<b>1927-28: 5-7</b> Home: 3-4 Road: 2-3 Neutral: 0-0	<b>1929-30: 11-6</b> Home: 8-0 Road: 3-6 Neutral: 0-0	<b>1931-32: 10-7</b> Home: 4-2 Road: 6-5 Neutral: 0-0	<b>1933-34: 9-8</b> Home: 4-2 Road: 5-6 Neutral: 0-0	<b>1935-36: 6-8</b> Home: 3-5 Road: 3-3 Neutral: 0-0	<b>1937-38: 15-6</b> Home: 10-0 Road: 4-5 Neutral: 1-1

SEASON-BY-SEASON

## 1938-1952

### 1938-39 (14-4, 10-2) Coach: Forrest B. Cox

D 2	COLORADO MINNESOTA	W 68-32
D 16	OKLAHOMA	W 52-40
D 17	OKLAHOMA	L 29-33
D 26	at St. Joseph's (Pa.)	W 44-39
D 30	at St. John's	L 37-39
J 2	at Penn State	W 29-26
J 7	*at Colorado State	W 42-21
J 13	*BRIGHAM YOUNG	W 44-33
J 14	*at Denver	W 52-31
J 20	*UTAH STATE	W 46-18
J 27	*WYOMING	W 47-22
F 3	*at Utah State	W 56-43
F 4	*at Brigham Young	L 34-35
F 10	*DENVER	W 55-24
F 11	*COLORADO STATE	W 64-15
F 17	*UTAH	W 38-26
F 24	*at Utah	W 48-46
M 4	*at Wyoming	L 33-40

\*Mountain States Conference game

### 1939-40 (17-4, 11-1) Coach: Forrest B. Cox

D 15	COLORADO MINNESOTA	W 59-38
D 16	COLORADO MINNESOTA	W 51-28
D 27	at St. Joseph's (Pa.)	W 49-25
D 30	at St. John's	W 54-39
J 2	at Duquesne	L 45-47 (ot)
J 6	*at Wyoming	W 44-26
J 12	at Utah State	L 29-31
J 13	*at Brigham Young	W 75-47
J 19	*DENVER	W 66-25
J 20	COLORADO STATE	W 47-41 *
J 26	UTAH	W 42-38
F 3	*at Utah	W 45-38
F 9	*WYOMING	W 50-34
F 17	*at Colorado State	W 52-34
F 23	*UTAH STATE	W 44-38
M 1	*BRIGHAM YOUNG	W 64-45
M 2	*at Denver	W 52-37
M 13	#DePaul	W 52-37
M 15	#Duquesne	W 51-40
M 22	%Southern California (K.C.)	L 32-38
M 23	%Rice (Kansas City)	L 56-60 (ot)

\*Mountain States Conference game

#NIT game (New York City)

%NCAA Tournament game (Kansas City, Mo.)

### 1940-41 (10-6, 7-5) Coach: Forrest B. Cox

D 16	OREGON STATE	W 38-29
D 17	OREGON STATE	W 42-41
D 28	at St. Joseph's (Pa.)	L 45-49
D 30	at St. John's	W 47-42
J 10	*at Colorado State	L 39-41
J 17	*at Denver	L 33-52
J 18	*BRIGHAM YOUNG	W 34-31
J 24	*UTAH STATE	W 41-34
J 31	*at Wyoming	L 32-49
F 7	*at Utah State	W 43-32
F 8	*at Brigham Young	W 50-45
F 14	*DENVER	W 43-35
F 15	*COLORADO STATE	W 37-35
F 21	*UTAH	W 35-32
M 1	*at Utah	L 29-37
M 8	*WYOMING	L 31-44

\*Mountain States Conference game

### 1941-42 (16-2, 11-1) Coach: Forrest B. Cox

D 27	at St. Joseph's (Pa.)	W 45-29
D 30	at St. John's	W 39-33
J 1	at St. Bonaventure	W 52-28
J 3	at Loyola-Chicago	W 57-43
J 9	*UTAH	W 49-39
J 10	*at Denver	W 54-36
J 16	*UTAH STATE	W 49-31
J 17	*at Colorado State	W 79-28
J 24	*WYOMING	W 59-53
F 7	*COLORADO STATE	W 63-27
F 13	*at Utah	W 49-48

F 14	*at Brigham Young	W 52-49
F 21	*DENVER	W 59-28
F 28	*BRIGHAM YOUNG	W 52-35
M 3	*at Wyoming	L 39-40
M 7	*at Utah State	W 57-46
M 20	*%Kansas (Kansas City)	W 46-44
M 22	%Stanford (Kansas City)	L 35-46

\*Mountain States Conference game

%NCAA Tournament game (Kansas City, Mo.)

### 1942-43 (no games)

### 1943-44 (no games)

### 1944-45 (13-3) Coach: Forrest B. Cox

D 15	PEPPERDINE	L 36-42
D 22	vs. Missouri (Kansas City)	W 64-43
D 30	COLORADO COLLEGE	W 47-30
J 5	at Colorado College	W 57-33
J 12	at Colorado State	W 51-35
J 19	at Denver	W 48-28
J 20	BRIGHAM YOUNG	W 55-36
J 26	UTAH STATE	W 62-32
J 27	at Wyoming	W 43-41 (ot)
F 6	COLORADO STATE	W 67-34
F 8	at Utah State	W 50-46
F 13	at Brigham Young	L 58-60
F 15	AMBROSE LEGION	W 46-40
M 6	DENVER	W 77-36
M 10	WYOMING	W 43-37
M 12	at Ambrose Legion	L 32-47

\*Mountain States Conference game

### 1945-46 (12-6, 9-3) Coach: Forrest B. Cox

D 15	BUCKLEY FIELD	W 52-37
D 20	BUCKLEY FIELD	L 45-47
D 29	at Canisius	W 35-34
J 1	at New York University	W 52-66
J 9	*at Denver	W 66-30
J 11	*UTAH	W 47-40
J 18	*UTAH STATE	W 59-39
J 19	*at Colorado State	L 46-50
F 1	*WYOMING	L 46-56
F 2	*DENVER	W 70-59
F 9	*COLORADO STATE	W 49-35
F 15	*at Utah	W 48-42
F 16	*at Brigham Young	W 60-53
M 4	*BRIGHAM YOUNG	W 60-42
M 8	*at Wyoming	L 46-50
M 9	*at Utah State	W 42-33
M 22	%California	L 44-50
M 23	%Baylor	W 59-44

\*Mountain States Conference game

%NCAA Tournament game (Kansas City, Mo.)

### 1946-47 (7-11, 5-7) Coach: Forrest B. Cox

D 16	SAN FRANCISCO	L 30-34
D 21	at Temple	L 40-47
D 26	at New York University	L 59-70
J 2	at Kansas	W 52-50 (ot)
J 4	*at Denver	W 54-50
J 10	*UTAH STATE	W 56-45
J 17	*BRIGHAM YOUNG	W 56-44
J 20	KANSAS	W 59-54 (ot)
J 25	*at Utah State	L 34-40
J 28	*DENVER	L 47-51
J 31	*UTAH	L 35-49
F 7	*at Wyoming	L 41-42
F 15	*at Colorado State	W 48-45

F 21	*at Brigham Young	L 36-47
F 22	*at Utah	L 38-57
F 25	*COLORADO STATE	W 60-37
M 7	*WYOMING	L 36-46
M 14	at Kansas	L 39-51

\*Mountain States Conference game

### 1947-48 (7-14, 4-8) Coach: Forrest B. Cox

D 4	COLORADO STATE	W 60-40
D 8	at Colorado State	W 60-40
D 18	††Kansas	L 39-49
D 19	††Oklahoma	L 56-61
D 20	††Iowa State	L 40-49
J 1	at New York University	L 46-59
J 3	at Temple	W 50-45
J 10	*at Kansas	L 44-57
J 12	*at Kansas State	L 51-65
J 17	*NEBRASKA	L 55-59
J 26	*at Oklahoma	L 35-44
J 31	*IOWA STATE	L 38-39
F 2	*KANSAS STATE	L 44-50
F 7	*at Iowa State	W 33-32
F 11	OKLAHOMA STATE	L 30-32 (ot)
F 16	*OKLAHOMA	W 56-54
F 23	*MISSOURI	W 56-48
F 25	*at Nebraska	L 53-58
M 1	*at Missouri	L 35-47
M 8	*KANSAS	W 77-60
M 13	at Oklahoma State	L 47-57

\*Big Seven Conference game

††Big Seven Christmas Tournament (Kansas City, Mo.)

### 1948-49 (6-12, 4-8) Coach: Forrest B. Cox

D 17	MICHIGAN	L 37-48
D 22	at Temple	L 50-51
D 23	at New York University	W 68-65
D 28	††Oklahoma	L 45-56
D 29	††Harvard	W 81-48
D 30	††Missouri	L 44-48
J 10	*OKLAHOMA	L 40-43
J 15	*at Kansas State	L 43-48 J
J 17	*at Kansas	W 42-30
J 24	*at Iowa State	L 31-40
J 29	*KANSAS STATE	W 48-41
F 5	*at Nebraska	L 43-45
F 11	*IOWA STATE	W 63-48
F 19	*MISSOURI	L 48-49
F 26	*NEBRASKA	L 45-56
F 28	*KANSAS	W 50-43
M 5	*at Missouri	L 34-49
M 12	*at Oklahoma	L 44-55

\*Big Seven Conference game

††Big Seven Christmas Tournament (Kansas City, Mo.)

### 1949-50 (14-8, 6-6) Coach: Forrest B. Cox

D 5	EMPORIA STATE (Kan.)	W 55-45
D 6	EMPORIA STATE (Kan.)	W 64-42
D 10	at Northwestern	W 67-63
D 17	SOUTHERN METHODIST	W 71-48
D 19	SOUTHERN METHODIST	W 56-50
D 21	RICE	W 83-52
D 22	RICE	W 64-51
D 28	††Nebraska	W 67-57
D 29	††Missouri	L 51-62
D 30	††Kansas State	L 46-59
J 7	*at Iowa State	L 40-50
J 16	*NEBRASKA	W 72-59
J 21	*at Oklahoma	W 46-43

J 28	*KANSAS STATE	L 45-75
F 4	*MISSOURI	W 41-39
F 6	*KANSAS	W 50-48 (ot)
F 10	*IOWA STATE	W 66-46
F 18	*at Nebraska	L 49-59
F 25	*at Kansas	L 60-76
F 27	*at Kansas State	L 49-74
M 6	*OKLAHOMA	W 58-49
M 11	*MISSOURI	L 49-53

\*Big Seven Conference game

††Big Seven Christmas Tournament (Kansas City, Mo.)

### 1950-51 (4-20, 2-10) Coach: H.B. Lee

D 1	at Utah State	L 43-46
D 2	at Utah	L 60-63
D 8	at Colorado State	W 51-41
D 9	COLORADO STATE	L 48-52
D 14	WYOMING	L 51-64
D 15	at Wyoming	L 51-63
D 18	at Stanford	L 60-62
D 19	at Santa Clara	W 52-50 (ot)
D 21	at San Jose State	L 47-49
D 27	††Minnesota	L 68-74
D 29	††Iowa State	L 54-58 (ot)
D 30	††Missouri	L 54-62
J 8	OKLAHOMA	L 44-61
J 13	at Kansas	L 48-54
J 15	*NEBRASKA	W 51-45
J 20	*at Iowa State	W 47-42 (ot)
J 27	*at Kansas State	L 42-63
F 3	*KANSAS STATE	L 45-60
F 10	*IOWA STATE	L 59-64
F 17	*MISSOURI	L 36-41
F 24	*at Nebraska	L 45-58
F 26	*KANSAS	L 56-58
M 5	*at Missouri	L 46-50
M 7	*at Oklahoma	L 49-58

\*Big Seven Conference game

††Big Seven Christmas Tournament (Kansas City, Mo.)

### 1951-52 (8-16, 4-8) Coach: H.B. Lee

D 1	WICHITA STATE	W 62-55
D 7	COLORADO STATE	L 58-65 (3ot)
D 8	at Colorado State	L 51-62
D 14	BAYLOR	W 47-46
D 15	BAYLOR	L 50-54
D 20	at Bradley	L 58-66
D 22	at Michigan	L 55-58
D 26	††Kansas	L 56-76
D 28	††Nebraska	W 68-63
D 29	††Stanford	L 69-75
J 3	*at Oklahoma	L 52-61
J 5	*at Nebraska	L 61-63
J 12	*IOWA STATE	W 67-52
J 19	*at Missouri	L 41-44
F 2	*at Kansas State	L 40-92
F 4	*at Kansas	L 68-73
F 11	*NEBRASKA	W 67-65
F 18	*MISSOURI	L 55-72
F 23	*KANSAS STATE	W 67-57
F 25	*OKLAHOMA	W 50-45
F 29	at Wyoming	L 39-69
M 3	WYOMING	W 59-44
M 8	*at Iowa State	L 62-69
M 10	*KANSAS	L 55-72

\*Big Seven Conference game

††Big Seven Christmas Tournament (Kansas City, Mo.)

<b>1938-39: 14-4</b> Home: 8-1 Road: 6-3 Neutral: 0-0	<b>1940-41: 10-6</b> Home: 7-1 Road: 3-5 Neutral: 0-0	<b>1942-43:</b> no games	<b>1945-46: 12-6</b> Home: 6-2 Road: 5-3 Neutral: 1-1	<b>1947-48: 7-14</b> Home: 4-4 Road: 3-7 Neutral: 0-3	<b>1949-50: 14-8</b> Home: 11-2 Road: 2-4 Neutral: 1-2	<b>1951-52: 8-16</b> Home: 7-4 Road: 0-10 Neutral: 1-2
<b>1939-40: 17-4</b> Home: 8-0 Road: 7-2 Neutral: 2-2	<b>1941-42: 16-2</b> Home: 6-0 Road: 9-1 Neutral: 1-1	<b>1944-45: 13-3</b> Home: 7-1 Road: 6-2 Neutral: 0-0	<b>1946-47: 7-11</b> Home: 4-4 Road: 3-7 Neutral: 0-0	<b>1948-49: 6-12</b> Home: 3-4 Road: 2-6 Neutral: 1-2	<b>1950-51: 4-20</b> Home: 1-7 Road: 3-10 Neutral: 0-3	

## 1952-53

M	D	Year	Opponent	Score	FG	FGA	Pct.	FT	FTA	Pct.	OR	PF	Pts	Min.
12	6	1952	Utah State	W 81-64	27	77	.351	27	37	.730	42	21	81	200
12	8	1952	Utah State	W 70-66	24	76	.316	22	32	.688	60	18	70	200
12	15	1952	Washington State	W 76-46	21	51	.412	34	55	.618	56	11	76	200
12	20	1952	vs. Oklahoma State (Tulsa)	W 56-55	13	37	.351	30	51	.588	24	32	56	200
12	22	1952	at Oklahoma State	L 67-81	20	62	.323	27	48	.563	45	34	67	200
12	27	1952	# Yale	L 54-56	19	70	.271	16	23	.696	34	15	54	200
12	29	1952	# Oklahoma	W 76-61	27	85	.318	22	40	.550	66	19	76	200
12	30	1952	# Nebraska	W 67-53	23	57	.404	21	33	.636	32	24	67	200
1	5	1953	* Nebraska	L 65-80	22	79	.278	21	28	.750	26	31	65	200
1	12	1953	* at Oklahoma	L 63-72	15	96	.156	33	51	.647	53	33	63	200
1	17	1953	* Missouri	L 72-79	24	81	.296	24	32	.750	30	29	72	200
1	20	1953	* Kansas	W 72-68	21	51	.412	30	40	.750	41	17	72	200
2	2	1953	at Colorado State	W 62-50	17	55	.309	28	42	.667	38	16	62	200
2	7	1953	* at Iowa State	W 75-67	27	57	.474	21	36	.583	47	17	75	200
2	9	1953	* at Nebraska	W 86-78	27	61	.443	32	44	.727	34	26	86	200
2	14	1953	* at Missouri	L 67-83	20	61	.328	27	41	.659	46	24	67	200
2	21	1953	* Kansas State	L 56-81	13	59	.220	30	47	.638	39	22	56	200
2	23	1953	* Oklahoma	L 81-83	26	77	.338	29	40	.725	33	36	81	200
2	28	1953	* at Kansas State	L 69-88	23	75	.307	23	35	.657	43	27	69	200
3	2	1953	* at Kansas	L 55-78	15	67	.224	25	37	.676	26	28	55	200
3	7	1953	* Iowa State	L 48-69	16	82	.195	16	31	.516	51	21	48	200

#Big Seven Christmas Tournament - Kansas City; \*Big Seven Conference

Player	GP	FG	FGA	Pct	FT	FTA	Pct	TR	RPG	PF	TP	PPG	Blk	Stl	Min
Bunte, Art	21	142	367	.387	118	166	.710	178	8.5	83	402	19.1	27	62	905
Haldorson, Burdette	21	77	201	.383	68	100	.680	152	7.2	57	222	10.6	32	23	730
Gompert, Frank	21	61	226	.270	97	138	.700	151	7.2	50	219	10.4	5	38	797
Jeangerard, Bob	20	43	147	.293	66	100	.660	102	5.1	48	152	7.6	14	31	505
Harrold, Tom	21	31	115	.270	47	80	.590	68	3.2	65	109	5.2	26	12	578
Mock, Charlie	21	26	103	.252	40	57	.700	54	2.6	54	92	4.4	5	17	550
Stewart, Bob	19	16	47	.340	32	56	.570	33	1.7	35	64	3.4	6	32	402
Bulkeley, Jim	17	13	56	.232	23	41	.560	65	3.8	18	49	2.9	3	6	298
Munns, Ken	15	11	56	.196	17	26	.650	26	1.7	29	39	2.6	25	5	394
Armatas, Jim	19	8	46	.174	14	31	.450	18	0.9	23	30	1.6	17	8	336
Walter, Wilbert	13	1	8	.125	9	13	.692	5	0.4	7	11	0.9	5	6	107
Lawson, Bob	16	4	17	.235	4	6	.667	6	0.4	5	12	0.8	4	0	112
Branby, Don	10	4	12	.333	2	5	.400	7	0.7	14	10	1.0	0	0	28
Barber, Dennis	4	2	5	.400	1	2	.500	0	0.0	0	5	1.3	4	2	79
Klaas, Bruce	8	1	10	.100	0	2	.000	1	0.1	10	2	0.3	1	9	182
Grant, Jim	5	0	0	.000	0	0	.000	0	0.0	2	0	0.0	0	2	15
TEAM														1	7
<b>Totals</b>	<b>21</b>	<b>440</b>	<b>1419</b>	<b>31.1</b>	<b>538</b>	<b>823</b>	<b>65.4</b>	<b>866</b>	<b>41.2</b>	<b>501</b>	<b>1418</b>	<b>67.5</b>	<b>174</b>	<b>254</b>	<b>6025</b>

### 10-11 (3-9 Big Seven) Head Coach: H.B. Lee Assistant: Russell Walseth

#	Name	Class	Pos.	Ht.	Wt.	Hometown
	Alderson, Cliff	So.	F	6-2	190	Lafayette, Colo.
4	Armatas, James	Sr.	G	5-9	145	Denver, Colo.
23	Barber, Dennis	So.	G	6-1	170	Tuscola, Ill.
25	Branby, Don	Sr.	G	6-1	190	Glenwood, Minn.
21	Bulkeley, James	So.	C	6-6	195	Abingdon, Ill.
30	Bunte, Arthur	So.	F	6-4	210	Denver, Colo.
15	Gompert, Frank	Sr.	F	6-4	175	Winnetka, Ill.
3	Grant, James	So.	G	5-10	160	Denver, Colo.
	Greene, Jerry	Sr.	G	5-11	160	Denver, Colo.
22	Haldorson, Burdette	So.	C	6-8	200	Austin, Minn.
11	Harrold, Thomas	So.	G	5-11	160	Muncie, Ind.
12	Jeangerard, Robert	So.	F	6-3	170	Wilmette, Ill.
	Klaas, Bruce	So.	G	5-11	165	Lombard, Ill.
14	Lawson, Robert	Sr.	F	6-3	175	Longmont, Colo.
5	Mock, Charles	So.	G	6-0	165	Muncie, Ind.
10	Munns, Kenneth	Jr.	F	6-1	175	Greeley, Colo.
20	Stewart, Robert	Sr.	G	6-3	190	Aberdeen, S.D.
24	Wilbert, Walter	So.	F	6-3	190	Lingle, Wyo.

Home: 4-5 Road: 4-5 Neutral: 2-1



**H.B. Lee**  
1952-53 – 1955-56

### SEASON NOTES

- Art Bunte claimed All Big-Seven first team honors leading the team in points and rebounds per game.
- Bunte averaged 22 points per game in Big Seven Conference games.
- The 1952-53 team had only five letterwinners return from a year ago after losing five seniors the previous season.
- Bob Jeangerard's tip-in at the buzzer defeated Oklahoma State (Dec. 20).
- One of CU's three conference wins came against eventual Big Seven champion and national runner-up Kansas.
- Mel Coffman came to CU after spending three years in the Marine Corps.
- Charlie Mock is a member of the Indiana High School Basketball Hall of Fame.
- Tommy Harold was Mr. Basketball in Indiana (1951) where both played on the state championship team at Muncie Central, coached by Art Beckner, father of later CU basketballer Joe Beckner.

## 1953-54

M	D	Year	Opponent	Score	FG	FGA	Pct.	FT	FTA	Pct.	TR	PF	Pts	Min.
12	7	1953	Colorado State	L 42-54	12	54	.222	20	33	.606	28	18	44	200
12	12	1953	Oklahoma State	L 55-58	18	53	.340	19	30	.633	22	26	55	200
12	14	1953	Oklahoma State	L 57-70	14	56	.250	29	45	.644	22	27	57	200
12	19	1953	at Minnesota	L 46-74	16	72	.222	14	32	.438	30	23	46	200
12	21	1953	at Iowa	L 72-78	29	69	.420	14	30	.467	33	33	72	200
12	26	1953	# vs. Kansas	L 62-79	21	64	.328	20	43	.465	27	32	62	200
12	29	1953	# vs. Iowa State	L 63-70	18	64	.281	27	37	.730	38	29	63	200
12	30	1953	# vs. Washington	W 81-60	25	63	.397	31	41	.756	35	14	81	200
1	4	1954	* at Missouri	W 66-62	23	58	.397	20	28	.714	34	19	66	200
1	9	1954	* at Kansas State	L 60-66	19	62	.306	22	35	.629	37	21	60	200
1	11	1954	* Oklahoma	W 80-68	27	66	.409	26	32	.813	32	21	80	200
1	16	1954	* Missouri	W 80-69	27	67	.403	26	41	.634	43	27	80	200
2	2	1954	* Kansas	W 70-62	24	54	.444	22	29	.759	33	18	70	200
2	6	1954	* at Iowa State	W 67-65	22	72	.306	23	38	.605	27	26	67	200
2	8	1954	* at Nebraska	W 75-67	30	69	.435	15	25	.600	24	29	75	200
2	15	1954	* Iowa State	W 70-50	21	72	.292	28	45	.622	54	22	70	200
2	20	1954	* Nebraska	W 83-58	30	69	.435	23	33	.697	41	25	83	200
2	27	1954	* at Oklahoma	W 71-66	22	68	.324	27	32	.844	38	23	71	200
3	1	1954	* at Kansas State	L 62-83	15	62	.242	32	45	.711	37	22	62	200
3	6	1954	* Kansas State	W 79-76	27	61	.443	25	46	.543	32	26	79	200
3	11	1954	§ vs. Bradley	L 64-76	19	82	.232	26	39	.667	39	34	64	200
3	12	1954	§ vs. Rice	L 55-78	20	58	.345	15	20	.750	34	16	55	200

#Big Seven Christmas Tournament - Kansas City; \*-Big Seven Conference; §-NCAA Tournament - Stillwater, Okla.


Player	GP	FG	FGA	Pct	FT	FTA	Pct	TR	RPG	PF	TP	PPG
Haldorson, Burdette	22	144	314	.459	79	123	.642	199	9.0	90	367	16.7
Jeangerard, Bob	22	80	272	.294	121	161	.752	134	6.1	61	281	12.8
Mock, Charlie	22	66	174	.379	74	110	.673	64	2.9	69	206	9.4
Harrold, Tom	22	57	189	.302	60	103	.583	63	2.9	67	174	7.9
Ranglos, Jim	22	38	132	.288	54	83	.651	80	3.6	64	130	5.9
Coffman, Mel	22	45	148	.304	36	46	.783	88	4.0	62	126	5.7
Hannah, George	20	27	75	.360	28	49	.571	60	3.0	48	82	4.1
Morrison, Sam	12	6	32	.188	12	28	.429	7	0.6	20	24	2.0
Walter, Wilbert	19	8	31	.258	17	24	.708	19	1.0	22	33	1.7
Abrames, Merle	9	3	11	.273	5	10	.500	1	0.1	3	11	1.2
Peterson, Bill	15	4	15	.267	9	13	.692	8	0.5	8	17	1.1
Munns, Ken	9	1	12	.083	6	16	.375	7	0.8	9	8	0.9
Grant, Jim	11	0	7	.000	2	8	.250	2	0.2	6	2	0.2
Owsley, Jim	7	0	3	.000	1	1	1.000	6	0.9	0	1	0.1
Bennett, Byron	5	0	0	.000	0	4	.000	1	0.2	1	0	0.0
<b>Total</b>	<b>22</b>	<b>479</b>	<b>1415</b>	<b>.339</b>	<b>504</b>	<b>779</b>	<b>.647</b>	<b>739</b>	<b>33.6</b>	<b>530</b>	<b>1462</b>	<b>66.5</b>

SEASON-BY-SEASON

**11-11 (10-2 Big Seven) Head Coach: H.B. Lee**  
**Assistant: Bob Sneddon**

#	Name	Class	Pos.	Ht.	Wt.	Hometown
4	Abrames, Merle	So.	G	5-10	160	Brighton, Colo.
21	Coffman, Melvin	So.	F	6-3	185	Ponca City, Okla.
10	Grant, James	Jr.	G	5-10	165	Denver, Colo.
22	Haldorson, Burdette	Jr.	C	6-7	207	Austin, Minn.
30	Hannah, George	So.	C	6-7	200	Lake Forest, Ill.
11	Harrold, Thomas	Jr.	G	5-11	165	Muncie, Ind.
20	Jeangerard, Robert	Jr.	F	6-3	190	Wilmette, Ill.
5	Mock, Charles	Jr.	G	5-11	167	Muncie, Ind.
3	Morrison, Samuel	So.	G	5-8	150	Yorktown, Ind.
23	Munns, Kenneth	Sr.	F	6-1	184	Greeley, Colo.
14	Owsley, James	So.	F	6-3	180	Alamosa, Colo.
12	Peterson, William	So.	G	6-0	167	Crystal Lake, Ill.
25	Ranglos, James	So.	F	6-3	190	La Jolla, Calif.
24	Walter, Wilbert	Jr.	F	6-2	192	Lingle, Wyo.

Home: 6-3 Road: 4-4 Neutral: 1-4



**Burdette Haldorson**

### SEASON NOTES

- The Buffs were the Big Seven co-champions, earning their first major [Big Seven] league title.
- CU received a NCAA Tournament Western Regional berth on a draw from a hat.
- Started the season with a seven-game losing streak, the first time a Buff team would begin a season with that many consecutive losses.
- On Feb. 2, CU established itself as a serious championship contender by defeating defending conference champion Kansas, 70-62, to move into a first-place tie.
- An eight-game conference win streak was highlighted by road wins at Iowa State, at Nebraska and at Oklahoma.
- In the game at Ames, CU trailed at the half by 12 points and by two points with seconds to play. Wilbert Walter made a free throw, then Jim Ranglos tipped-in Walter's second free throw at the buzzer.
- Burdette Haldorson led the Big Seven in conference scoring at 21.3 ppg. • During CU's eight-game winning steal, Haldorson averaged 21.9 per game, including 33 points at Oklahoma.

## 1954-55

M	D	Year	Opponent	Score	FG	FGA	Pct.	FT	FTA	Pct.	TR	PF	Pts	Min.
12	4	1954	Brigham Young	W 88-66	21	64	.328	46	62	.742	54	28	88	200
12	6	1954	Brigham Young	W 65-46	22	51	.431	21	35	.600	45	12	65	200
12	11	1954	Colorado State	W 66-47	27	79	.342	12	22	.545	60	12	66	200
12	17	1954	at California	L 44-57	14	60	.233	16	26	.615	43	15	44	200
12	18	1954	at California	L 46-59	15	54	.278	16	24	.667	39	13	46	200
12	21	1954	at UCLA	L 62-65	22	52	.423	18	25	.720	43	20	62	200
12	27	1954	# vs. Oklahoma	L 71-73 (ot)	23	70	.329	25	34	.735	55	22	71	225
12	29	1954	# vs. Nebraska	W 89-47	31	83	.373	27	42	.643	69	18	89	200
12	30	1954	# vs. California	W 69-60	18	59	.305	33	46	.717	46	17	69	200
1	8	1955	* at Oklahoma	W 61-55	20	81	.247	21	32	.656	53	19	61	200
1	10	1955	* at Kansas	W 65-54	23	69	.333	19	23	.826	52	15	65	200
1	17	1955	* Oklahoma	W 91-82	33	96	.344	25	37	.676	61	27	91	200
1	22	1955	* Iowa State	W 78-71	23	66	.348	32	45	.711	61	26	78	200
2	5	1955	* at Iowa State	W 86-70	31	68	.456	24	34	.706	48	25	86	200
2	7	1955	* at Nebraska	L 77-84	26	77	.338	25	33	.758	51	25	77	200
2	12	1955	* Missouri	W 80-71	24	62	.387	32	37	.865	48	17	80	200
2	19	1955	* Kansas State	W 61-53	22	62	.355	17	24	.708	44	12	61	200
2	22	1955	* Kansas	W 80-69	31	67	.463	18	25	.720	47	14	80	200
2	26	1955	* at Kansas State	W 63-60	20	69	.290	23	32	.719	50	12	63	200
2	28	1955	* at Missouri	W 66-60	18	42	.429	30	39	.769	34	14	66	200
3	5	1955	* Nebraska	W 77-66	25	68	.368	27	40	.675	49	20	77	200
3	10	1955	\$ vs. Tulsa	W 69-59	24	58	.414	21	31	.677	45	16	69	200
3	12	1955	\$ vs. Bradley	W 93-81	30	65	.462	33	47	.702	47	13	93	200
3	19	1955	\$ vs. San Francisco	L 50-62	14	49	.286	22	30	.733	33	17	50	200
3	21	1955	\$ vs. Iowa	W 75-54	23	59	.390	29	40	.725	54	17	75	200

#-Big Seven Christmas Tournament - Kansas City; \*-Big Seven Conference; \$-NCAA Tournament - Kansas City

Player	GP	FG	FGA	Pct	FT	FTA	Pct	TR	RPG	PF	FO	TP	PPG
Haldorson, Burdette	25	182	423	.430	160	211	.758	346	13.8	81	3	524	21.0
Jeangerard, Bob	25	140	375	.373	119	151	.788	170	6.8	54	1	399	16.0
Mack, Charlie	25	58	150	.387	80	112	.714	88	3.5	58	2	196	7.8
Harrold, Tom	24	48	181	.265	75	115	.652	100	4.2	55	0	171	7.1
Coffman, Mel	24	53	168	.315	32	46	.696	114	4.8	56	1	138	5.8
Yardley, Bob	21	19	85	.224	37	61	.607	67	3.2	33	1	75	3.6
Ranglos, Jim	24	27	67	.403	29	39	.744	82	3.4	37	0	83	3.5
Hannah, George	22	17	65	.262	23	38	.605	62	2.8	18	0	57	2.6
Mowbray, Dave	15	13	30	.433	13	24	.542	24	1.6	15	0	39	2.6
Peterson, Bill	11	5	21	.238	11	12	.917	9	0.8	4	0	21	1.9
Mansfield, Mick	23	10	32	.313	21	35	.600	16	0.7	12	0	41	1.8
Grant, Jim	8	4	12	.333	4	5	.800	3	0.4	9	0	12	1.5
Morrison, Sam	7	1	4	.250	7	11	.636	5	0.7	7	0	9	1.3
Walter, Wilbert	6	2	6	.333	0	2	.000	4	0.7	3	0	4	0.7
Helzer, Bob	7	1	11	.091	1	3	.333	7	1.0	4	0	3	0.4
TEAM								134					
	<b>25</b>	<b>580</b>	<b>1630</b>	<b>.356</b>	<b>612</b>	<b>865</b>	<b>.708</b>	<b>1231</b>	<b>49.2</b>	<b>446</b>	<b>8</b>	<b>1772</b>	<b>70.9</b>

### 19-6 (11-1 Big Seven) Head Coach: H.B. Lee Assistant: Bill Tom

#	Name	Class	Pos.	Ht.	Wt.	Hometown
21	Coffman, Melvin	Jr.	F	6-3	185	Ponca City, Okla.
10	Grant, James	Sr.	G	5-10	165	Denver, Colo.
22	Haldorson, Burdette	Sr.	C	6-7	207	Austin, Minn.
30	Hannah, George	Jr.	C	6-7	205	Lake Forest, Ill.
11	Harrold, Thomas	Sr.	G	5-11	165	Muncie, Ind.
23	Helzer, Bob	So.	F	6-2	190	Denver, Colo.
20	Jeangerard, Robert	Sr.	F	6-3	195	Wilmette, Ill.
15	Mansfield, Mick	So.	G	6-4	193	Sycamore, Ill.
5	Mack, Charles	Sr.	G	6-0	163	Muncie, Ind.
3	Morrison, Samuel	Jr.	G	5-8	150	Yorktown, Ind.
4	Mowbray, Dave	So.	G	6-1	165	Aurora, Ill.
12	Peterson, William	Jr.	G	6-0	168	Crystal Lake, Ill.
25	Ranglos, James	Jr.	F	6-4	190	La Jolla, Calif.
24	Walter, Wilbert	Sr.	F	6-2	192	Lingle, Wyo.
14	Yardley, Bob	Sr.	F	6-3	170	Newport Beach, Calif.

Home: 9-0 Road: 5-4 Neutral: 5-2



**Burdette Haldorson**

### SEASON NOTES

- CU won a school-record 19 games and its first undisputed Big Seven basketball championship with an 11-1 record (fourth time CU had won 11 conference games in a season).
- Bob Jeangerard and Burdette Haldorson earned All-Big Seven honors on both AP and UPI teams (a school-first that two CU players on the same teams together).
- Jeangerard was named outstanding player at the NCAA Regional Tournament, while Jim Ranglos was named to the Big Seven All-Tournament team.
- Haldorson became the first CU player to average a double-double for a season (21.0 ppg, 13.8 rpg.).
- On Feb. 26, CU completed one of the most improbable comebacks in Big Seven history, overcoming a 23 point first-half deficit to edge Kansas State 63-60.
- On March 21, CU defeated Big Ten champs Iowa, 75-74, to finish with a No. 15 (AP)/No. 11 (UPI) national ranking.
- Burdette Haldorson set school records in points (524), conference points (287), rebounds (346), free throws (160). He also led the conference in scoring (23.9 ppg.).
- CU set school marks for most points scored in a season (1772), conference season (885), points scored in a game (93).
- Buffs also scored over 90 points in a game, twice. CU would not net a pair of 90+ scoring games in the same season until 1960-61 (twice).

## 1955-56

M	D	Year	Opponent	Score	FG	FGA	Pct.	FT	FTA	Pct	TR	PF	Pts	Min.
12	3	1955	at Oregon State	W 63-53	18	52	.346	27	41	.659	37	8	63	200
12	5	1955	at Oregon	W 68-49	23	57	.404	22	28	.786	35	15	68	200
12	12	1955	Iowa	W 60-57	24	61	.393	12	30	.400	53	19	60	200
12	16	1955	at Brigham Young	L 53-70	20	74	.270	13	22	.591	37	10	53	200
12	17	1955	at Brigham Young	L 53-84	17	78	.218	19	33	.576	40	19	53	200
12	22	1955	at Colorado State	L 58-60	23	63	.365	12	18	.667	51	13	58	200
12	27	1955	# vs. Oklahoma	W 88-69	27	67	.403	34	46	.739	44	19	88	200
12	29	1955	# vs. Iowa State	L 52-55	19	61	.311	14	21	.667	45	15	52	200
12	30	1955	# vs. Missouri	L 79-82	24	70	.343	31	47	.660	48	23	79	200
1	7	1956	* Nebraska	W 78-63	25	66	.379	28	37	.757	48	19	78	200
1	14	1956	* Missouri	W 79-72	26	65	.400	27	39	.692	48	26	79	200
1	21	1956	* at Nebraska	W 77-50	32	73	.438	13	21	.619	49	21	77	200
1	23	1956	* at Iowa State	L 68-70	26	55	.473	16	24	.667	40	14	68	200
2	4	1956	* at Kansas State	L 51-82	18	63	.286	15	26	.577	37	17	51	200
2	11	1956	* Kansas State	W 71-53	25	68	.368	21	27	.778	54	10	71	200
2	18	1956	* at Missouri	L 61-86	24	71	.338	13	18	.722	46	27	61	200
2	20	1956	* at Oklahoma	W 61-53	20	56	.357	21	29	.724	41	22	61	200
2	27	1956	* Iowa State	L 62-79	21	71	.296	20	27	.741	41	18	62	200
3	2	1956	* at Kansas	L 44-54	18	60	.300	8	20	.400	44	17	44	200
3	5	1956	* Oklahoma	W 67-66	19	61	.311	29	36	.806	45	13	67	200
3	10	1956	* Kansas	W 75-67	30	78	.385	15	20	.750	52	18	75	200

#-Big Seven Christmas Tournament - Kansas City; \*-Big Seven Conference

Player	GP	FG	FGA	Pct	FT	FTA	Pct	TR	RPG	PF	FO	TP	PPG
Ranglos, Jim	21	105	275	.382	101	138	.732	189	9.0	49	1	311	14.8
Hannah, George	21	70	209	.335	74	127	.583	207	9.9	65	2	214	10.2
Peterson, Bill	21	77	220	.350	56	72	.778	78	3.7	31	0	210	10.0
Coffman, Mel	21	70	225	.311	36	52	.692	108	5.1	45	0	176	8.4
Helzer, Bob	21	51	140	.364	74	109	.679	111	5.3	60	1	176	8.4
Mowbray, Dave	21	54	133	.406	25	43	.581	62	3.0	33	1	133	6.3
Norman, Ken	4	6	19	.316	2	3	.667	8	2.0	1	0	14	3.5
Cadle, Jim	16	20	48	.417	11	16	.688	32	2.0	23	1	51	3.2
Nicholson, Dick	18	7	34	.206	13	16	.813	19	1.1	17	0	27	1.5
Gingrich, Joe	7	2	4	.500	4	6	.667	3	0.4	5	0	8	1.1
Jochems, Jim	17	6	23	.261	5	11	.455	20	1.2	14	0	17	1.0
Mansfield, Mick	12	3	18	.167	5	8	.625	14	1.2	9	0	11	0.9
Johnson, Gordon	13	3	12	.250	4	6	.667	6	0.5	3	0	10	0.8
Redhair, George	13	5	10	.500	0	3	.000	5	0.4	8	0	10	0.8
TEAM								73					
	<b>21</b>	<b>479</b>	<b>1370</b>	<b>.350</b>	<b>410</b>	<b>610</b>	<b>.672</b>	<b>935</b>	<b>44.5</b>	<b>363</b>	<b>6</b>	<b>1368</b>	<b>65.1</b>

SEASON-BY-SEASON

### 11-10 (7-5 Big Seven) Head Coach: H.B. Lee Assistant: Bruce Conway

#	Name	Class	Pos.	Ht.	Wt.	Hometown
20	Cadle, Jim	Jr.	F	6-4	180	Newton, Kan.
21	Coffman, Melvin	Sr.	F	6-3	190	Ponca City, Okla.
14	Gingrich, Joe	So.	F	6-1	180	Wakefield, Kan.
30	Hannah, George	Sr.	C	6-7	205	Lake Forest, Ill.
23	Helzer, Bob	Jr.	F	6-2	185	Denver, Colo.
22	Jochems, Jim	So.	C	6-7	190	Denver, Colo.
5	Johnson, Gordon	Jr.	G	6-1	175	Norfolk, Neb.
15	Mansfield, Mick	Jr.	G	6-4	190	Sycamore, Ill.
4	Mowbray, Dave	Jr.	G	6-1	165	Aurora, Ill.
11	Nicholson, Dick	Sr.	F	6-3	180	Boulder, Colo.
10	Norman, Ken	So.	G	6-2	180	Decatur, Ill.
12	Peterson, William	So.	G	6-0	170	Crystal Lake, Ill.
25	Ranglos, James	Sr.	F	6-4	190	La Jolla, Calif.
3	Redhair, George	Jr.	G	6-2	170	Denver, Colo.
24	Wilcox, Frank	So.	C	7-0	185	Denver, Colo.

Home: 6-1 Road: 4-7 Neutral: 1-2



Jim Ranglos

### SEASON NOTES

- Jim Ranglos was the lone Buffalo to earn All-Big Seven honors after a season in which he finished ninth in league scoring (14.8 points per game).
- On Feb. 11, CU beat Kansas State for the Buffs 19th straight home victory.
- In the final game for both coaches, CU's H.B. "Bebe" Lee and the Buffs, defeated Dr. Forrest C. "Phog" Allen's Kansas squad, 75-67, to bring an end to two illustrious coaching careers.
- Lee resigned as head coach to become the athletic director at Kansas State College. He coached CU for six years with 63 victories, which ranks eighth entering the 2013-2014 season. His teams generated a pair of eight-game winning streaks in 1953-54 and 1954-55.



## 1956-57

M	D	Year	Opponent	Score	FG	FGA	Pct.	FT	FTA	Pct	TR	PF	Pts	Min.
12	3	1956	Oregon State	W 67-58	20	65	.308	27	40	.675	56	19	67	200
12	8	1956	at Colorado State	W 65-53	25	67	.373	15	23	.652	67	21	65	200
12	10	1956	Colorado State	W 70-49	21	61	.344	28	36	.778	51	25	70	200
12	15	1956	USC	W 79-76	27	58	.466	25	41	.610	43	25	79	200
12	17	1956	Idaho	W 71-52	22	56	.393	27	33	.818	42	19	71	200
12	21	1956	at Washington	W 65-53	24	57	.421	17	24	.708	38	10	65	200
12	22	1956	at Washington	L 55-69	22	61	.361	11	19	.579	37	22	55	200
12	27	1956	# vs. Missouri	W 64-55	23	55	.418	18	26	.692	36	16	64	200
12	28	1956	# vs. Michigan State	W 90-87	24	59	.407	42	49	.857	38	21	90	200
12	29	1956	# vs. Kansas	L 54-80	21	58	.362	12	14	.857	28	22	54	200
1	3	1957	at Miami	W 73-66	26	59	.441	21	34	.618	42	18	73	200
1	7	1957	* at Nebraska	L 52-74	16	53	.302	20	32	.625	34	22	52	200
1	12	1957	* Nebraska	W 60-56	19	50	.380	22	32	.688	38	20	60	200
1	19	1957	* Kansas State	L 49-61	16	67	.239	17	23	.739	45	20	49	200
2	2	1957	* at Kansas State	L 60-73	19	63	.302	22	36	.611	52	25	60	200
2	4	1957	* at Iowa State	L 71-72	25	55	.455	21	33	.636	41	25	71	200
2	9	1957	* Missouri	W 75-70	23	51	.451	29	40	.725	37	25	75	200
2	11	1957	* Iowa State	W 59-52	18	45	.400	23	35	.657	36	12	59	200
2	16	1957	* Oklahoma	W 75-69	18	38	.474	39	54	.722	45	22	75	200
2	23	1957	* at Missouri	L 62-72	20	63	.317	22	29	.759	35	20	62	200
3	2	1957	* Kansas	L 57-68	20	50	.400	17	26	.654	38	25	57	200
3	9	1957	* at Kansas	L 63-78	19	61	.311	25	34	.735	38	19	63	200
3	11	1957	* at Oklahoma	W 62-61	18	43	.419	26	34	.765	27	18	62	200

#Big Seven Christmas Tournament - Kansas City; \*-Big Seven Conference

Player	GP	FG	FGA	Pct	FT	FTA	Pct	TR	RPG	PF	FO	TP	PPG
Helzer, Bob	11	57	117	.487	53	73	.726	68	6.2	34	1	167	15.2
Mowbray, Dave	23	95	247	.385	83	113	.735	89	3.9	79	4	273	11.9
Cadle, Jim	23	76	197	.386	102	135	.756	122	5.3	78	5	254	11.0
Walker, Don	19	58	149	.389	53	87	.609	137	7.2	60	6	169	8.9
Schroeder, Gerry	23	69	202	.342	50	71	.704	92	4.0	51	1	188	8.2
Nicholson, Dick	22	49	150	.327	77	108	.713	112	5.1	65	5	175	8.0
Jochems, Jim	10	21	47	.447	33	44	.750	72	7.2	19	2	75	7.5
Hayward, Leo	23	45	118	.381	58	87	.667	146	6.3	48	1	148	6.4
Bradley, Walt	16	6	19	.316	4	6	.667	20	1.3	11	0	16	1.0
Michaelsen, Dave	18	4	13	.308	7	12	.583	21	1.2	9	0	15	0.8
Johnson, Gordon	15	4	18	.222	2	3	.667	7	0.5	7	0	10	0.7
Bennett, Bob	7	1	4	.250	1	2	.500	4	0.6	2	0	3	0.4
Redhair, George	18	1	14	.071	3	6	.500	8	0.4	7	0	5	0.3
Team								39					
<b>23</b>	<b>486</b>	<b>1295</b>	<b>.375</b>	<b>526</b>	<b>747</b>	<b>.704</b>	<b>944</b>	<b>41.0</b>	<b>470</b>	<b>25</b>	<b>1498</b>	<b>65.1</b>	

### 14-9 (5-7 Big Seven) Head Coach: Sox Walseth Assistant: Bruce Conway

#	Name	Class	Pos.	Ht.	Wt.	Hometown
24	Baskin, Matt	So.	C	6-7	180	Minneapolis, Minn.
12	Bennett, Bob	So.	G	6-1	195	Evanston, Ill.
15	Bradley, Walt	So.	F	6-5	200	Brighton, Colo.
20	Cadle, Jim	Sr.	F	6-4	185	Newton, Kan.
21	Hayward, Leo	Jr.	F	6-5	205	Las Animas, Colo.
23	Helzer, Bob	Sr.	G	6-2	185	Denver, Colo.
22	Jochems, Jim	Jr.	C	6-8	200	Denver, Colo.
5	Johnson, Gordon	Sr.	G	6-1	180	Norfolk, Neb.
14	Michaelson, Dave	So.	F	6-2	185	Minneapolis, Minn.
4	Mowbray, Dave	Sr.	G	6-1	165	Aurora, Ill.
11	Nicholson, Dick	Jr.	F	6-3	185	Boulder, Colo.
3	Redhair, George	Sr.	G	6-2	170	Helena, Mont.
25	Schroeder, Gerry	So.	G	6-1	185	Westminster, Colo.
30	Walker, Don	So.	C	6-6	207	Beverly Hills, Calif.

Home: 8-2 Road: 4-6 Neutral: 2-1



Bob Helzer

### SEASON NOTES

- The CU head-coaching job was taken over by 30-year-old Russell "Sox" Walseth, who replaced H.B. Lee.
- In his first season, Walseth was named Big Seven Coach of the Year.
- On Dec. 3, the Buffs stunned highly regarded Oregon State, 67-58, in Sox Walseth's coaching debut. Jim Jochems scored 18 points, Bob Helzer and Dave Mowbray each added 14. Jochems would be plagued by a knee injury the rest of the season, played in only 10 games.
- After upsetting Missouri, the Buffs set a Big Seven Christmas Tournament record shooting 42-of-49 from the free throw line in a 90-87 victory over Michigan State. This marked the first time a CU team reached the finals of the tournament. CU lost the title game to Kansas, who was led by Wilt Chamberlain's 45 points.
- CU guard Dave Mowbray was selected to the All-Big Seven All-Tournament second team. Mowbray led the Buffs in scoring with 273 points, an average of 11.9 points per game.
- After pre-season predictions labeled CU for not much success (five top scorers from a year ago did not return), the Buffs finished 14-9 and tied for fourth in the conference. Only six other CU teams: 1937-38 (15), 1938-39 (14), 1939-40 (17), 1941-42 (16), 1949-50 (14), 1954-55 (19)—had won more than 14 games.



Sox Walseth  
1956-57 – 1975-76

## 1957-58

M	D	Year	Opponent	Score	FG	FGA	Pct.	FT	FTA	Pct	TR	PF	Pts	Min.
12	2	1957	Colorado State	L 55-64	19	59	.322	17	28	.607	31	23	55	200
12	7	1957	at Montana	W 77-60	30	61	.492	17	28	.607	58	24	77	200
12	14	1957	at Michigan State	L 44-84	14	51	.275	16	27	.593	26	24	44	200
12	16	1957	at Illinois	L 46-64	17	71	.239	12	24	.500	39	14	46	200
12	19	1957	Drake	L 68-71	23	66	.348	22	29	.759	35	26	68	200
12	23	1957	Stanford	W 61-58	18	54	.333	25	37	.676	34	18	61	200
12	26	1957	# vs. Iowa State	L 43-81	13	59	.220	17	34	.500	39	27	43	200
12	28	1957	# vs. Oklahoma	L 52-53	18	47	.383	16	26	.615	37	20	52	200
12	30	1957	# vs. Princeton	W 80-64	31	74	.419	18	31	.581	58	23	80	200
1	4	1958	Wyoming	W 66-51	23	64	.359	20	33	.606	53	16	66	200
1	11	1958	* Oklahoma	L 41-51	14	59	.237	13	26	.500	35	17	41	200
1	13	1958	* at Kansas	L 46-67	19	58	.328	8	11	.727	35	22	46	200
1	20	1958	* Iowa State	W 45-36	13	39	.333	19	24	.792	36	19	45	200
2	1	1958	* at Kansas State	L 54-83	19	65	.292	16	23	.696	39	17	54	200
2	3	1958	* at Oklahoma	L 53-68	19	60	.317	15	30	.500	47	23	53	200
2	8	1958	* Missouri	L 51-55 (ot)	17	48	.354	17	25	.680	28	20	51	225
2	10	1958	* Kansas	L 51-60	15	30	.500	21	27	.778	18	17	51	200
2	15	1958	* Kansas State	L 62-68	24	52	.462	14	24	.583	29	20	62	200
2	17	1958	* at Nebraska	L 41-50	14	56	.250	13	22	.591	33	21	41	200
2	22	1958	Air Force	W 54-50	18	41	.439	18	25	.720	32	10	54	200
3	1	1958	* at Iowa State	L 44-71	15	48	.313	14	31	.452	27	29	44	200
3	3	1958	* at Missouri	W 59-45	15	40	.375	29	38	.763	36	25	59	200
3	8	1958	* Nebraska	W 54-52	21	54	.389	12	21	.571	32	15	54	200

#Big Seven Christmas Tournament - Kansas City; \*Big Seven Conference

Player	GP	FG	FGA	Pct	FT	FTA	Pct	TR	RPG	PF	FO	TP	PPG
Schroeder, Gerry	23	103	266	.387	98	134	.731	84	3.7	61	1	304	13.2
Pitts, Larry	21	58	162	.358	56	81	.691	35	1.7	48	1	172	8.2
Hayward, Leo	23	77	188	.410	29	63	.460	123	5.3	46	1	183	8.0
Musciano, John	14	29	85	.341	30	34	.882	29	2.1	27	0	88	6.3
Walker, Don	23	47	165	.285	51	82	.622	151	6.6	75	4	145	6.3
Baskin, Matt	19	25	85	.294	26	44	.591	79	4.2	47	3	76	4.0
Jochems, Jim	21	22	70	.314	24	35	.686	80	3.8	37	2	68	3.2
Bradley, Walt	21	20	54	.370	13	29	.448	57	2.7	26	0	53	2.5
Lewis, Billy	22	20	93	.215	12	41	.293	66	3.0	28	1	52	2.4
Javernick, Frank	16	7	22	.318	22	33	.667	36	2.3	32	2	36	2.3
Barnes, Jim	1	1	1	1.000	0	0	.000	1	1.0	0	0	2	2.0
Bennett, Bob	1	0	1	.000	2	2	1.000	0	0.0	1	0	2	2.0
Bolen, Darrell	10	4	14	.286	6	13	.462	9	0.9	14	0	14	1.4
Lind, Russ	13	7	15	.467	4	7	.571	5	0.4	8	0	18	1.4
Anderson, Larry	17	5	17	.294	10	15	.667	5	0.3	11	0	20	1.2
Michaelson, Dave	13	4	18	.222	6	11	.545	16	1.2	9	0	14	1.1
TEAM								61					
	23	429	1256	.342	389	624	.623	837	36.4	470	15	1247	54.2

SEASON-BY-SEASON

### 8-15 (3-9 Big Seven) Head Coach: Sox Walseth Assistant: Bruce Conway

#	Name	Class	Pos.	Ht.	Wt.	Hometown
0	Anderson, Larry	So.	G	5-8	140	Greeley, Colo.
60	Barnes, Jim	So.	G	5-10	145	Huron, S.D.
54	Baskin, Matt	So.	C	6-7	180	Minneapolis, Minn.
12	Bennett, Bob	Jr.	G	6-1	175	Evanston, Ill.
4	Bolen, Darrell	So.	G	5-11	155	Quinter, Kan.
44	Bradley, Walt	Jr.	F	6-5	200	Brighton, Colo.
34	Hayward, Leo	Sr.	F	6-5	207	Las Animas, Colo.
42	Javernick, Frank	So.	F	6-6	198	Canon City, Colo.
52	Jochems, Jim	Sr.	C	6-8	200	Denver, Colo.
20	Lewis, Billy	So.	G/F	6-3	165	Denver, Colo.
24	Lind, Russ	So.	G	6-2	174	Galesburg, Ill.
30	Michaelson, Dave	Jr.	F	6-2	175	Minneapolis, Minn.
22	Musciano, John	Jr.	F	6-2	180	Camden, N.J.
50	Olson, Jerry	So.	F	6-6	225	Austin, Minn.
10	Pitts, Larry	So.	G	6-1	180	Vincennes, Ind.
32	Pitts, Tom	So.	G/F	6-3	170	Vincennes, Ind.
14	Schroeder, Gerry	Jr.	G	6-1	185	Westminster, Colo.
40	Walker, Don	Jr.	F/C	6-6	205	Beverly Hills, Calif.



Gerry Schroeder

### SEASON NOTES

- On Dec. 7, the Buffs shot 57.7 percent from the field to beat Montana and former CU coach Frosty Cox, 77-60.
- On Jan. 20, CU upset conference leader Iowa State to earn Colorado's first victory in Big Eight Conference play.
- On March 8, CU's Gerry Schroeder tipped in a shot at the final buzzer to beat Nebraska, 54-52, for a thrilling finish to the basketball season.
- Schroeder was the lone CU player to average over 10 points a game (13.2 ppg.). His 304 points was the most scored ever by a CU guard.
- On Feb. 10 against Kansas, the Buffaloes "held" Wilt Chamberlain to his lowest point total in his high school, college, and professional career of six points. Chamberlain deliberately held onto the ball choosing to pass the ball to his teammates opposed to shooting.
- Gerry Schroeder (8-of-14) and Larry Pitts (7-of-12) combined for all of CU's 15 made field goals (the rest of the team went 0-for-14) in CU's 59-45 victory at Missouri (Mar. 3). The only two players to score all of CU's points from the field, is believed to be a school record for fewest players to score a basket.

Home: 5-6 Road: 2-7 Neutral: 1-2

M	D	Year	Opponent	Score	FG	FGA	Pct.	FT	FTA	Pct	TR	PF	Pts	Min.
12	1	1958	at Iowa	L 46-67	18	70	.257	10	19	.526	36	17	46	200
12	5	1958	Washington	W 70-63 (ot)	25	77	.325	20	28	.714	38	16	70	225
12	6	1958	Washington	W 69-51	20	65	.308	29	46	.630	47	19	69	200
12	8	1958	Montana	W 86-55	33	87	.379	20	33	.606	56	19	86	200
12	13	1958	at Air Force	W 52-44	17	39	.436	18	22	.818	41	21	52	200
12	19	1958	at UCLA	L 48-58	15	59	.254	18	25	.720	50	23	48	200
12	20	1958	at UCLA	L 54-56	20	65	.308	14	26	.538	52	16	54	200
12	28	1958	# vs. Kansas	W 63-52	24	55	.436	15	26	.577	45	16	63	200
12	29	1958	# vs. Nebraska	W 54-50	21	56	.375	12	16	.750	44	18	54	200
12	30	1958	# vs. Kansas State	L 66-67	23	44	.523	20	25	.800	29	22	66	200
1	5	1959	* Nebraska	W 57-50	19	53	.358	19	26	.731	31	14	57	200
1	10	1959	* at Kansas State	L 58-89	18	63	.286	22	31	.710	36	24	58	200
1	12	1959	* Oklahoma State	W 65-52	23	55	.418	19	26	.731	28	17	65	200
1	19	1959	* Iowa State	W 73-64	24	65	.369	25	43	.581	37	24	73	200
1	31	1959	* at Kansas	W 66-64	24	66	.364	18	31	.581	46	21	66	200
2	3	1959	* at Missouri	W 65-59	24	60	.400	17	25	.680	47	25	65	200
2	7	1959	* Kansas State	L 59-70	23	68	.338	13	20	.650	53	22	59	200
2	14	1959	* Missouri	L 80-85	23	71	.324	34	49	.694	49	30	80	200
2	16	1959	* Kansas	W 65-53	23	65	.354	19	29	.655	48	20	65	200
2	21	1959	* at Iowa State	W 75-63	26	49	.531	23	29	.793	48	21	75	200
2	23	1959	* at Nebraska	L 61-62	23	54	.426	15	30	.500	40	18	61	200
2	28	1959	* Oklahoma	W 73-56	23	42	.548	27	35	.771	46	18	73	200
3	7	1959	* at Oklahoma State	L 51-66	16	44	.364	19	29	.655	25	23	51	200
3	9	1959	* at Oklahoma	L 60-63	20	54	.370	20	23	.870	32	13	60	200


#-Big Eight Christmas Tournament - Kansas City; \*-Big Eight Conference

Player	GP	FG	FGA	Pct	FT	FTA	Pct	TR	RPG	PF	FO	TP	PPG
Schroeder, Gerry	24	115	286	.402	91	119	.765	104	4.3	68	3	321	13.4
Walker, Don	24	110	293	.375	95	159	.597	204	8.5	81	4	315	13.1
Lind, Russ	24	86	223	.386	71	85	.835	71	3.0	32	1	243	10.1
Musciano, John	20	48	117	.410	65	80	.813	49	2.5	45	1	161	8.1
Lewis, Billy	23	52	156	.333	31	57	.544	93	4.0	59	0	135	5.9
Olson, Jerry	24	36	107	.336	38	69	.551	164	6.8	75	4	110	4.6
Mansfield, Mick	24	36	101	.356	25	48	.521	83	3.5	40	0	97	4.0
Javernick, Frank	22	12	50	.240	21	31	.677	65	3.0	39	0	45	2.0
Anderson, Larry	19	12	31	.387	13	17	.765	7	0.4	7	0	37	1.9
Piper, Glen	18	9	24	.375	8	12	.667	13	0.7	11	0	26	1.4
Baskin, Matt	19	7	31	.226	8	14	.571	25	1.3	15	0	22	1.2
Beckner, Joe	12	2	7	.286	0	1	.000	2	0.2	5	0	4	0.3
TEAM								124					
	24	525	1426	.368	466	692	.673	1004	41.8	477	13	1516	63.2

### 14-10 (8-6 Big Eight) Head Coach: Sox Walseth Assistant: Frank Gompert

#	Name	Class	Pos.	Ht.	Wt.	Hometown
0	Anderson, Larry	Jr.	G	5-8	135	Greeley, Colo.
54	Baskin, Matt	Jr.	C	6-7	185	Minneapolis, Minn.
4	Beckner, Joe	So.	G	5-9	160	Richmond, Ind.
44	Bradley, Walt	Sr.	F	6-5	200	Brighton, Colo.
30	Holland, Bob	So.	F	6-3	190	Kiowa, Colo.
42	Javernick, Frank	Jr.	F	6-6	198	Canon City, Colo.
20	Lewis, Billy	Jr.	F	6-3	175	Denver, Colo.
10	Lind, Russ	Jr.	G	6-2	174	Galesburg, Ill.
32	Mansfield, Mick	Sr.	G	6-4	193	Sycamore, Ill.
22	Musciano, John	Sr.	F	6-2	180	Camden, N.J.
50	Olson, Jerry	So.	F	6-6	220	Austin, Minn.
24	Piper, Glen	So.	F	6-3	170	Dodge City, Kan.
14	Schroeder, Gerry	Sr.	G	6-1	180	Westminster, Colo.
40	Walker, Don	Sr.	C	6-6	205	Beverly Hills, Calif.
12	Whissen, Gil	So.	G	6-2	170	Denver, Colo.

Home: 8-2 Road: 4-7 Neutral: 2-1



Don Walker

### SEASON NOTES

- On Dec. 5, the Buffs shocked highly favored Washington, 70-63, in an overtime thriller.
- On Dec. 8, former CU coach Frosty Cox's return to Boulder was spoiled by an 86-55 drubbing by the Buffs.
- On Jan. 19, in one of the most accurate shooting performances in CU history, Russ Lind scored 25 points, shooting 10-of-11 from the field and 5-of-5 from the free throw line in a 73-64 victory over Iowa State.
- On Jan. 31, CU upset Kansas, 66-64, in the Buffaloes' first nationally televised appearance.
- CU guard Gerry Schroeder was named to both the AP and UPI All-Big Eight teams. Schroeder finished a brilliant three-year career with a total of 813 points, the third highest career total for a Buff, only topped by and Burdette Haldorson (1125) and Bob Jeangerard (842).
- Schroeder set a school-record for points scored in a season by a guard (321 points).
- Schroeder (13.4 ppg.) and Don Walker (13.1 ppg.) finished ninth and 10th, respectively in Big Eight scoring (all games).
- CU's 8-6 conference mark tied for third, the best placing in the Big Eight over the last four seasons.

## 1959-60

M	D	Year	Opponent	Score	FG	FGA	Pct.	FT	FTA	Pct	TR	PF	Pts	Min.
12	4	1959	at Colorado State	W 66-55	22	50	.440	22	35	.629	47	18	66	200
12	5	1959	Texas Tech	W 69-66	27	66	.409	25	42	.595	65	19	79	200
12	7	1959	New Mexico	W 82-60	34	80	.425	14	24	.583	70	23	82	200
12	9	1959	New Mexico State	L 69-77	25	60	.417	19	32	.594	42	19	69	200
12	14	1959	Iowa	W 76-68 (2ot)	26	61	.426	24	38	.632	49	19	76	250
12	18	1959	at California	L 47-51	17	40	.425	13	18	.722	33	13	47	200
12	19	1959	at California	L 46-79	12	38	.316	22	30	.733	34	23	46	200
12	26	1959	# vs. Nebraska	W 64-55	23	54	.426	18	30	.600	56	20	64	200
12	29	1959	# vs. Iowa State	L 41-55	15	63	.238	11	22	.500	54	15	41	200
12	30	1959	# vs. Oklahoma	W 61-57	18	40	.450	25	42	.595	39	18	61	200
1	4	1960	* at Kansas State	L 37-69	13	50	.260	11	20	.550	42	16	37	200
1	8	1960	* Oklahoma	L 62-64 (2ot)	15	46	.326	32	48	.667	37	23	62	250
1	11	1960	* Kansas	W 65-61	28	66	.424	9	15	.600	43	16	65	200
1	16	1960	* Nebraska	W 62-57 (ot)	24	62	.387	14	23	.609	49	20	62	225
1	30	1960	* at Nebraska	W 58-54	22	66	.333	14	24	.583	52	14	58	200
2	1	1960	* at Iowa State	W 70-55	22	48	.458	26	31	.839	38	17	70	200
2	6	1960	* Kansas State	W 65-50	18	43	.419	29	37	.784	46	10	65	200
2	8	1960	* Oklahoma State	W 48-40	16	40	.400	16	28	.571	44	13	48	200
2	15	1960	* Missouri	W 63-62	26	70	.371	11	23	.478	53	18	63	200
2	20	1960	* at Kansas	L 67-75	26	68	.382	15	21	.714	45	21	67	200
2	22	1960	* at Missouri	L 73-82	23	64	.359	27	38	.711	55	24	73	200
2	27	1960	* Iowa State	L 80-83 (5ot)	30	88	.341	20	36	.556	68	19	80	325
3	3	1960	* at Oklahoma	L 61-63	17	42	.405	27	37	.730	33	18	61	200
3	5	1960	* at Oklahoma State	W 41-39	16	44	.364	9	15	.600	27	11	41	200

#-Big Eight Christmas Tournament - Kansas City; \*-Big Eight Conference

Player	GP	FG	FGA	Pct	FT	FTA	Pct	TR	RPG	PF	FO	TP	PPG
Gilmore, Wilky	24	100	267	.375	134	188	.713	254	10.6	66	1	334	13.9
Lind, Russ	24	100	239	.418	83	102	.814	107	4.5	51	3	283	11.8
Williams, Stan	23	80	199	.402	71	118	.602	99	4.3	54	2	231	10.0
Javernick, Frank	24	81	183	.443	59	103	.573	135	5.6	77	5	221	9.2
Voss, Roger	16	44	108	.407	42	71	.592	101	6.3	46	2	130	8.1
Millies, Wayne	24	52	159	.327	23	41	.561	136	5.7	35	1	127	5.3
Lewis, Billy	22	24	81	.296	9	22	.409	38	1.7	27	1	57	2.6
Zyzda, Gene	22	19	53	.358	6	19	.316	45	2.0	32	0	44	2.0
Piper, Glen	11	3	13	.231	15	18	.833	12	1.1	10	0	21	1.9
Gilkey, Grayal	6	3	7	.429	1	2	.500	6	1.0	3	0	7	1.2
Butler, Don	15	6	15	.400	5	7	.714	15	1.0	9	0	17	1.1
Beckner, Joe	19	2	14	.143	4	15	.267	19	1.0	15	0	8	0.4
Gunsauls, Don	8	1	8	.125	1	2	.500	2	0.3	2	0	3	0.4
Whissen, Gil	3	0	1	.000	0	0	.000	0	0.0	0	0	0	0.0
TEAM								152					
	24	515	1347	.382	453	708	.640	1121	46.7	427	15	1483	61.8

### 14-10 (9-7 Big Eight) Head Coach: Sox Walseth Assistant: Frank Gompert

#	Name	Class	Pos.	Ht.	Wt.	Hometown
3	Beckner, Joe	Jr.	G	5-9	157	Richmond, Ind.
21	Butler, Don	So.	F	6-5	178	Pueblo, Colo.
15	Gilkey, Grayal	So.	F	6-4	171	Aurora, Ill.
22	Gilmore, Maurice	So.	F	6-5	206	New Canaan, Conn.
4	Gunsauls, Don	So.	G	6-2	185	Denver, Colo.
30	Jackson, Dave	Jr.	C	6-8	180	Pueblo, Colo.
23	Javernick, Frank	Sr.	F	6-6	198	Canon City, Colo.
14	Lewis, Billy	Sr.	F	6-3	174	Denver, Colo.
10	Lind, Russ	Sr.	G	6-1	187	Galesburg, Ill.
20	Millies, Wayne	So.	F	6-4	214	Elmhurst, Ill.
12	Piper, Glen	Jr.	F	6-3	160	Dodge City, Kan.
24	Voss, Roger	So.	C	6-7	212	Austin, Minn.
11	Whissen, Gil	So.	G	6-2	178	Denver, Colo.
5	Williams, Stan	So.	G	6-2	186	Denver, Colo.
25	Zyzda, Gene	So.	C	6-8	189	Chicago, Ill.

Home: 8-3 Road: 4-6 Neutral: 1-2



Wilky Gilmore

### SEASON NOTES

- Wilky Gilmore earned UPI All-Big Eight first team honors. He led CU in scoring (13.9 ppg.) and rebounding (10.6 rpg.). It's just the second time a Buff player averaged a double-double for a season (Burdette Halderson (21.0 ppg, 13.8 rpg., 1954-55).
- On Feb. 6, CU, without two starters, managed to down Kansas State, 65-50, to snap the Wildcats 19-game conference winning streak.
- On Feb. 27, the Buffs lost to Iowa State, 83-80, in five overtimes, which was the longest game ever played in the Big Eight.
- On March 5, Wilky Gilmore ended the Buffs season on a winning note by tipping in a missed Russ Lind shot with two seconds remaining to give CU a 41-39 victory over Oklahoma State.
- Gilmore scored the most points (334) and rebounds (254) by a first-year player.
- Gilmore (13.9 ppg.), Russ Lind (11.8) and Stan Williams (10.0) ranked the top-15 in Big Eight scoring. Gilmore was seventh, Lind was ninth, Williams 14th.
- The 1959-60 team also marked the first time four players eclipsed the 200-point plateau in a single season.
- CU also played four overtime games (going 2-2), it's the most overtime games in any season entering the 2013-2014 campaign.

M	D	Year	Opponent	Score	FG	FGA	Pct.	FT	FTA	Pct	TR	PF	Pts	Min.
12	2	1960	at Arizona	W 82-72	22	61	.361	38	56	.679	48	18	82	200
12	3	1960	at Arizona	W 83-60	26	51	.510	31	38	.816	62	20	83	200
12	5	1960	at New Mexico	W 74-65	29	55	.527	16	27	.593	56	14	74	200
12	10	1960	Oregon	W 71-57	24	51	.471	23	41	.561	57	18	71	200
12	12	1960	Illinois	W 90-81	34	65	.523	22	31	.710	57	12	90	200
12	14	1960	New Mexico State	W 89-87 (2ot)	33	58	.569	23	31	.742	37	14	89	250
12	17	1960	Creighton	W 76-63	29	63	.460	18	36	.500	62	19	76	200
12	21	1960	at Wichita State	L 54-64	20	52	.385	14	18	.778	42	19	54	200
12	26	1960	# vs. Oklahoma	L 60-64	21	64	.328	18	27	.667	44	18	60	200
12	28	1960	# vs. Oklahoma State	L 60-63	25	67	.373	10	19	.526	50	20	60	200
12	29	1960	#% vs. Missouri	W 99-79	35	73	.479	29	43	.674	51	24	99	200
1	7	1961	*% at Iowa State	W 61-60	22	68	.324	17	26	.654	53	13	61	200
1	9	1961	* at Nebraska	L 61-65	27	78	.346	7	16	.438	55	12	61	200
1	14	1961	*% Nebraska	W 66-51	26	69	.377	14	22	.636	49	8	66	200
1	16	1961	* Oklahoma	L 47-56	16	57	.281	15	21	.714	45	20	47	200
1	28	1961	*% Iowa State	W 67-65 (ot)	26	63	.413	15	27	.556	48	25	67	225
2	4	1961	* at Missouri	L 72-90	23	70	.329	26	42	.619	67	24	72	200
2	6	1961	* at Kansas	L 65-88	25	63	.397	15	29	.517	45	22	65	200
2	13	1961	*% Kansas State	W 81-80	26	60	.433	29	38	.763	45	20	81	200
2	18	1961	* Kansas	L 62-90	27	80	.338	8	20	.400	57	24	62	200
2	20	1961	*% Oklahoma State	W 63-51	22	41	.537	19	23	.826	34	13	63	200
2	27	1961	*% Missouri	W 70-67	27	62	.435	16	36	.444	61	26	70	200
3	4	1961	* at Oklahoma State	L 48-71	19	38	.500	10	22	.455	23	26	48	200
3	6	1961	*% at Oklahoma	W 52-45	22	63	.349	8	15	.533	51	13	52	200
3	11	1961	* at Kansas State	L 65-82	21	54	.389	23	36	.639	47	22	65	200

#Big Eight Christmas Tournament - Kansas City; \*Big Eight Conference


Player	GP	FG	FGA	Pct	FT	FTA	Pct	TR	RPG	PF	FO	TP	PPG
Voss, Roger	25	161	366	.440	119	174	.684	252	10.1	78	4	441	17.6
Gilmore, Wilky	21	129	267	.483	104	156	.667	174	8.3	57	1	362	17.2
Charlton, Ken	25	126	313	.403	88	114	.772	219	8.8	59	1	340	13.6
Millies, Wayne	25	42	131	.321	27	54	.500	112	4.5	44	2	111	4.4
Gunsauls, Don	13	22	58	.379	9	13	.692	13	1.0	10	0	53	4.1
Whissen, Gil	12	19	46	.413	10	25	.400	28	2.3	19	0	48	4.0
Lee, Eric	24	31	73	.425	30	51	.588	47	2.0	33	0	92	3.8
Beckner, Joe	24	27	74	.365	30	45	.667	53	2.2	57	2	84	3.5
Carlson, Ozzie	23	26	81	.321	12	34	.353	56	2.4	39	1	64	2.8
Mueller, Milt	23	26	75	.347	10	23	.435	69	3.0	31	0	62	2.7
Butler, Don	10	5	14	.357	6	12	.500	14	1.4	6	0	16	1.6
Gilkey, Grayal	9	3	3	1.000	5	8	.625	6	0.7	2	0	11	1.2
Zyzda, Gene	17	4	17	.235	11	22	.500	23	1.4	15	1	19	1.1
Woodward, Terry	14	5	7	.714	2	7	.286	7	0.5	12	0	12	0.9
Hunter, Doug	4	1	1	1.000	0	0	.000	0	0.0	0	0	2	0.5
Morris, Larry	2	0	0	.000	1	2	.500	0	0.0	1	0	1	0.5
Owen, Bob	4	0	0	.000	0	0	.000	0	0.0	1	0	0	0.0
TEAM								173					
	<b>25</b>	<b>627</b>	<b>1526</b>	<b>.411</b>	<b>464</b>	<b>740</b>	<b>.627</b>	<b>1246</b>	<b>49.8</b>	<b>464</b>	<b>12</b>	<b>1718</b>	<b>68.7</b>

%In a special ruling by the Big Eight Conference faculty representatives in September, Colorado was forced to forfeit seven victories during the 1960-61 season, six in conference play and the Buffs' lone victory in the pre-season tournament the previous December. The ruling came as a result of CU's Wilky Gilmore's playing in an organized summer league during 1960. At that time, such play was prohibited by conference rules, since rescinded. The ruling revised Colorado's record from 15-10 to 8-17, and the conference finish from a fourthplace tie to last.

### 15-10% (7-7 Big Eight) Head Coach: Sox Walseth Assistant: Don Walker

#	Name	Class	Pos.	Ht.	Wt.	Hometown
3	Beckner, Joe	Sr.	G	5-9	160	Richmond, Ind.
21	Butler, Don	Jr.	F	6-5	184	Pueblo, Colo.
10	Carlson, Ozzie	Jr.	G	6-1	175	Valley City, N.D.
23	Charlton, Ken	So.	F	6-6	188	Denver, Colo.
20	Gilkey, Grayal	Jr.	F	6-5	185	Aurora, Ill.
12	Gilmore, Wilky	Jr.	F	6-5	204	New Canaan, Conn.
5	Gunsauls, Don	Jr.	G	6-2	178	Denver, Colo.
4	Lee, Eric	So.	G	5-10	155	Denver, Colo.
14	Millies, Wayne	Jr.	F	6-4	221	Elmhurst, Ill.
22	Mueller, Milt	So.	F	6-7	190	Cheyenne, Wyo.
25	Voss, Roger	Jr.	C	6-8	226	Austin, Minn.
11	Whissen, Gil	Jr.	G	6-2	175	Denver, Colo.
15	Woodward, Terry	So.	F	6-5	190	Pierre, S.D.
24	Zyzda, Gene	Jr.	C	6-8	200	Chicago, Ill.

Home: 9-2 Road: 5-6 Neutral: 1-2



**Roger Voss**

### SEASON NOTES

- On Dec. 5, former CU teammates Sox Walseth and Bob Sweeney pitted their teams against each other with favored Colorado rallying late to secure a 74-65 win over New Mexico.
- Head Coach Sox Walseth was named Big Eight Coach of the Year (his second).
- On Dec. 14, with the score tied at the end of the second overtime, Wilky Gilmore hit two free throws to give CU the win, and the free throws capped a CU season-high 35 points performance by Gilmore.
- On Dec. 19, the Buffs set a new school scoring record in a 99-79 victory over Missouri.
- Gilmore garnered NCAA All-District Five honors. District five was comprised of schools in Missouri, North Dakota, South Dakota, Kansas, Nebraska, Oklahoma, Iowa and parts of Illinois, Ohio, Colorado and Texas.
- The 1960-61 team marked the first time three players scored over 300 points in season. Juniors Roger Voss (441) and Wilky Gilmore (362), sophomore Ken Charlton (340). CU also broke a school record with 1,246 rebounds highlighted with another mark of three players averaging over eight rebounds a game.
- Voss would become just the third player in school history to average a double-double (17.6 ppg., 10.1 rpg.).

## 1961-62

M	D	Year	Opponent	Score	FG	FGA	Pct.	FT	FTA	Pct	TR	PF	Pts	Min.
12	4	1961	at Texas Tech	L 82-84 (2ot)	30	68	.441	22	31	.710	47	20	82	250
12	8	1961	Arizona	W 72-51	26	71	.366	20	26	.769	55	19	72	200
12	9	1961	Arizona	W 60-57	16	38	.421	28	34	.824	37	10	60	200
12	15	1961	California	W 63-47	24	48	.500	15	28	.536	45	10	63	200
12	16	1961	California	W 66-60	21	37	.568	24	33	.727	42	15	66	200
12	19	1961	at Northwestern	L 64-65	20	56	.357	24	38	.632	54	15	64	200
12	21	1961	at Cincinnati	L 67-84	22	53	.415	23	36	.639	44	19	67	200
12	28	1961	# vs. Iowa State	L 52-62	21	73	.288	10	16	.625	50	15	52	200
12	29	1961	# vs. Kansas	L 66-75	22	66	.333	22	34	.647	59	28	66	200
12	30	1961	# vs. Oklahoma State	W 76-67	28	65	.431	20	25	.800	49	22	76	200
1	6	1962	* Kansas State	W 75-61	25	55	.455	25	27	.926	41	18	75	200
1	13	1962	* at Nebraska	W 58-56	20	58	.345	18	25	.720	36	17	58	200
1	15	1962	* at Iowa State	W 58-55	23	61	.377	12	16	.750	55	10	58	200
1	27	1962	* Oklahoma State	W 64-61	25	48	.521	12	16	.750	55	10	58	200
2	3	1962	* at Oklahoma State	W 54-39	24	51	.471	14	24	.583	40	19	64	200
2	5	1962	* at Oklahoma	W 54-50	21	49	.429	6	12	.500	31	12	54	200
2	10	1962	* Nebraska	W 74-63	28	57	.491	12	24	.500	41	9	54	200
2	12	1962	* Oklahoma	W 64-56	18	48	.375	18	25	.720	44	18	74	200
2	17	1962	* at Kansas	W 65-61	22	48	.458	28	41	.683	47	16	64	200
2	24	1962	* Iowa State	W 74-69	28	58	.483	21	24	.875	42	19	65	200
2	26	1962	* Missouri	W 63-58	19	44	.432	25	38	.658	40	19	63	200
3	3	1962	* at Kansas State	L 48-60	21	54	.389	6	16	.375	48	18	48	200
3	5	1962	* at Missouri	W 73-64	22	45	.489	29	36	.806	39	14	73	200
3	10	1962	* Kansas	W 63-59	22	65	.338	19	29	.655	40	11	63	200
3	16	1962	S vs. Texas Tech	W 67-60	29	61	.475	9	19	.474	46	14	67	200
3	17	1962	S vs. Cincinnati	L 46-73	18	47	.383	10	18	.556	35	14	46	200

#-Big Eight Christmas Tournament - Kansas City; \*-Big Eight Conference; S-NCAA Tournament - Manhattan, Kan.

Player	GP	GFG	FGA	Pct	FT	FTA	Pct	TR	RPG	PF	FO	TP	PPG
Charlton, Ken	25	163	356	.458	172	221	.778	238	9.5	57	1	498	19.9
Gilmore, Wilky	25	117	258	.453	96	142	.676	163	6.5	53	0	330	13.2
Davis, Jim	26	105	209	.502	77	119	.647	216	8.3	84	7	287	11.0
Mueller, Milt	26	75	165	.455	56	80	.700	139	5.3	69	3	206	7.9
Whissen, Gil	22	40	120	.333	18	36	.500	67	3.0	31	0	98	4.5
Lee, Eric	26	41	138	.297	27	41	.659	63	2.4	41	1	109	4.2
Millies, Wayne	23	23	68	.338	13	22	.591	49	2.1	30	1	59	2.6
Sparks, Gene	23	13	52	.250	13	22	.591	29	1.3	25	1	39	1.7
Melton, Lonnie	12	9	16	.563	0	0	.000	3	0.3	3	0	18	1.5
Woodward, Terry	15	5	10	.500	2	5	.400	5	0.3	9	0	12	0.8
Zyzda, Gene	13	2	10	.200	3	7	.429	14	1.1	6	0	7	0.5
McCann, Tom	10	1	6	.167	1	2	.500	2	0.2	0	0	3	0.3
Price, Ed	11	1	15	.067	0	0	.000	3	0.3	5	0	2	0.2
TEAM								157					
	<b>26</b>	<b>595</b>	<b>1423</b>	<b>.418</b>	<b>478</b>	<b>697</b>	<b>.686</b>	<b>1148</b>	<b>44.2</b>	<b>413</b>	<b>14</b>	<b>1668</b>	<b>64.2</b>

### 19-7 (13-1 Big Eight) Head Coach: Sox Walseth Assistant: Don Walker

#	Name	Class	Pos.	Ht.	Wt.	Hometown (High School)
23	Charlton, Ken	Jr.	F	6-6	191	Denver, Colo. (South)
20	Davis, Jim	So.	C	6-8	201	Muncie, Ind. (Central)
12	Gilmore, Wilky	Sr.	F	6-5	216	New Canaan, Conn.
4	Lee, Eric	Jr.	G	5-10	154	Denver, Colo. (South)
3	Lewis, Duane	So.	G	5-9	153	Burlington, Colo.
22	McCann, Tom	So.	F	6-3	189	Denver, Colo. (East)
10	Melton, Lonnie	So.	G	6-2	160	Las Animas, Colo. (Bent)
14	Millies, Wayne	Sr.	F	6-5	215	Elmhurst, Ill. (York)
13	Mueller, Milt	Jr.	F	6-6	192	Cheyenne, Wyo. (Wells)
5	Price, Ed	So.	G	6-2	175	Wheat Ridge, Colo.
21	Sparks, Gene	So.	F	6-4	196	Cortez, Colo. (Montezuma Co.)
25	Sponholtz, Glenn	So.	C	6-10	227	Chicago, Ill. (W. Community)
11	Whissen, Gil	Sr.	G	6-2	183	Denver, Colo. (South)
15	Woodward, Terry	Jr.	F	6-4	190	Pierre, S.D.
24	Zyzda, Gene	Sr.	C	6-8	200	Chicago, Ill. (Weber)

Home: 11-0 Road: 6-4 Neutral: 2-3



Ken Charlton

### SEASON NOTES

- This was only the second team in CU history to win 19 games. The other was the 1955 team, which went 19-6.
- On March 10, CU rallied from 10 points down with 4:14 remaining to beat Kansas, 63-59 to win the Big Eight Conference title.
- On March 17, CU defeated Texas Tech, 67-60, in the first round of the NCAA playoffs. In the Midwest Regional Championship game, the Buffs were fell, 73-46, by defending national champs Cincinnati.
- Jim Davis' .502 FG% was the highest ever by a Buff, topping the old mark of .487 by Wilky Gilmore (1960-61).
- Ken Charlton set the single-game and single-season records in free throws for the Buffs, making 19 free throws against Missouri and converting 172 on the season. Charlton's mark of 498 points scored was the second highest single-season total in CU history.
- Wilky Gilmore became the second most prolific scorer in CU history (1,026 points in three years as a Buff).
- Gilmore and Charlton were both named to the All-Big Eight team, marking only the second time CU placed two men on the first team. Burdette Haldorson and Bob Jeangard were the first duo in 1954-55.
- Charlton was named to the All-Big Eight Tournament team. He finished second in conference-only scoring (19.3). Gilmore finished eighth in scoring (13.7).
- CU went unbeaten at home (11-0), the second time with a minimum of 10 games played at home (1937-38:10-0).

M	D	Year	Opponent	Score	FG	FGA	Pct.	FT	FTA	Pct	TR	PF	Pts	Min.
12	3	1962	Wichita State	W 79-69	22	49	.449	35	46	.761	56	20	79	200
12	7	1962	UCLA	W 82-60	29	57	.509	24	32	.750	52	14	82	200
12	8	1962	Northwestern	W 69-64	23	46	.500	23	32	.719	36	12	69	200
12	15	1962	Pepperdine	W 76-63	28	63	.444	20	29	.690	50	15	76	200
12	18	1962	Creighton	W 76-55	28	62	.452	20	32	.625	16	21	76	200
12	21	1962	at Arizona State	L 53-71	21	68	.309	11	22	.500	44	15	53	200
12	22	1962	at Arizona	L 52-60	15	41	.366	22	33	.667	40	14	52	200
12	26	1962	# vs. Kansas	L 64-70	27	64	.422	10	19	.526	49	13	64	200
12	28	1962	# vs. Nebraska	W 59-47	23	60	.383	13	23	.565	55	13	59	200
12	29	1962	# vs. Missouri	W 74-58	24	50	.480	26	39	.667	54	14	74	200
1	5	1963	* at Kansas	W 73-57	25	40	.625	23	32	.719	38	12	73	200
1	7	1963	* at Nebraska	W 75-47	25	58	.431	25	27	.926	45	15	75	200
1	12	1963	* Missouri	W 92-69	32	64	.500	28	35	.800	57	14	92	200
1	14	1963	* Kansas State	W 70-53	28	53	.528	14	18	.778	42	13	70	200
2	2	1963	* at Oklahoma	W 77-68	30	62	.484	17	22	.773	49	16	77	200
2	4	1963	* at Oklahoma State	L 49-52	16	35	.457	17	21	.810	21	17	49	200
2	9	1963	* Kansas	W 62-52	28	49	.571	6	13	.462	40	10	62	200
2	11	1963	* Oklahoma	W 71-60	31	67	.463	9	16	.563	54	9	71	200
2	16	1963	* at Iowa State	L 60-73	26	61	.426	8	11	.727	37	16	60	200
2	18	1963	* at Missouri	L 58-60	21	47	.447	16	21	.762	37	10	58	200
2	23	1963	* Oklahoma State	W 49-40	15	61	.246	19	24	.792	56	16	49	200
2	25	1963	* Iowa State	W 72-59	22	54	.407	28	39	.718	58	13	72	200
3	4	1963	* Nebraska	W 80-51	32	71	.451	16	25	.640	59	27	80	200
3	9	1963	* at Kansas State	W 69-56	29	53	.547	11	27	.407	48	11	69	200
3	15	1963	S vs. Oklahoma City	W 78-72	30	62	.484	18	32	.563	53	11	78	200
3	16	1963	S vs. Cincinnati	L 60-67	25	56	.446	10	21	.476	43	19	60	200


#-Big Eight Christmas Tournament - Kansas City; \*-Big Eight Conference; S-NCAA Tournament - Manhattan, Kan.

Player	GP	FG	FGA	Pct	FT	FTA	Pct	TR	RPG	PF	FO	TP	PPG
Charlton, Ken	26	160	337	.475	194	245	.792	214	8.2	51	2	514	19.8
Davis, Jim	26	145	294	.493	70	134	.522	329	12.7	74	0	360	13.8
Mueller, Milt	26	108	213	.507	72	98	.735	216	8.3	69	0	288	11.1
Parsons, George	26	73	183	.399	49	63	.778	79	3.0	46	0	195	7.5
Lee, Eric	26	69	191	.361	44	81	.543	75	2.9	37	1	182	7.0
Melton, Lonnie	25	39	81	.481	6	11	.545	19	0.8	17	0	84	3.4
Sparks, Gene	25	25	57	.439	15	29	.517	60	2.4	31	0	65	2.6
Joyce, Bob	22	14	28	.500	9	10	.900	14	0.6	12	0	37	1.7
Mohr, Adrian	2	1	1	1.000	1	2	.500	2	1.0	1	0	3	1.5
Sponholtz, Glenn	14	6	9	.667	3	5	.600	13	0.9	6	0	15	1.1
McCann, Tom	3	1	2	.500	0	0	.000	1	0.3	1	0	2	0.7
Pike, Allan	9	2	7	.286	2	3	.667	4	0.4	3	0	6	0.7
Saunders, Norm	14	4	16	.250	1	2	.500	15	1.1	9	0	9	0.6
Woodward, Terry	21	5	15	.333	2	4	.500	16	0.8	12	0	12	0.6
Price, Ed	11	2	8	.250	1	2	.500	3	0.3	1	0	5	0.5
Becker, Ralph	7	1	8	.125	0	1	.000	7	1.0	1	0	2	0.3
Casement, Russ	3	0	3	.000	0	1	.000	0	0.0	3	0	0	0.0
TEAM								157					
<b>26</b>	<b>655</b>	<b>1453</b>	<b>.451</b>	<b>469</b>	<b>691</b>	<b>.679</b>	<b>1224</b>	<b>47.1</b>	<b>374</b>	<b>3</b>	<b>1779</b>	<b>68.4</b>	

### 19-7 (11-3 Big Eight) Head Coach: Sox Walseth Assistant: Dick Nicholson

#	Name	Class	Pos.	Ht.	Wt.	Hometown (High School)
23	Charlton, Ken	Sr.	F	6-6	191	Denver, Colo. (South)
20	Davis, Jim	Jr.	C	6-8	201	Muncie, Ind. (Central)
14	Joyce, Bob	So.	F	6-2	195	Colorado Spgs. Colo.
4	Lee, Eric	Sr.	G	5-10	154	Denver, Colo. (South)
22	McCann, Tom	Jr.	F	6-3	189	Denver, Colo. (East)
10	Melton, Lonnie	Jr.	G	6-2	160	Los Animas, Colo. (Bent)
13	Mueller, Milt	Sr.	F	6-6	192	Cheyenne, Wyo. (Wells)
5	Parsons, George	Jr.	G	6-2	165	London, Ky.
11	Pike, Allan	So.	G	6-2	175	Cherry Creek, Colo.
12	Saunders, Norm	So.	F	6-5	180	Wheat Ridge, Colo.
21	Sparks, Gene	Jr.	F	6-4	196	Cortez, Colo.
25	Sponholtz, Glenn	So.	C	6-10	227	Chicago, Ill. (West)
15	Woodward, Terry	Sr.	F	6-4	190	Pierre, S.D.

Home: 12-0 Road: 4-5 Neutral: 3-2



Milt Mueller

### SEASON NOTES

- CU won 19 games for the second straight season, a school-first. The 38 overall wins and 24 conference triumphs are the best in school history over a two-year span.
- CU went unbeaten at home (12-0) for just the third time with a minimum of 10 home games (1937-38, 1961-62).
- Ken Charlton and Jim Davis became the third CU pair named to All-Big Eight Conference AP & UPI teams (Gilmore/Charlton, 1961-62; Haldorson/Jeanerard, 1954-55).
- Charlton scored 514 points, only the second CU player to reach the 500-point plateau in a single season. He would be named to the All-Big Eight All-Tournament team and lead the conference in scoring (19.2).
- Davis led the Big Eight in rebounding (32.9). He would become the fourth CU player to average a double-double in a season (13.8 ppg., 12.7 rpg.).
- On Dec. 3, CU beat Wichita State, 79-69, in double overtime for the 500th win in CU history.
- On March 9, CU's 69-56 victory over Kansas State in Manhattan gave CU a share of the Big Eight title with the Wildcats. The Buffs advanced to the NCAA playoffs because they had more wins.
- On March 16, CU defeated Oklahoma City in Lawrence, Kan., 72-82, to advance to the NCAA Midwest Regional championship for the second straight year. CU would lose to familiar foe Cincinnati, who had beaten the Buffs in the Midwest Regional championship the previous year.

## 1963-64

M	D	Year	Opponent	Score	FG	FGA	Pct.	FT	FTA	Pct	TR	PF	Pts	Min.
11	30	1963	at Creighton	L 72-85	29	64	.453	14	24	.583	38	19	72	200
12	2	1963	at Wichita State	L 61-71	20	51	.392	21	31	.677	35	30	61	200
12	6	1963	Arizona	W 75-60	25	68	.368	25	32	.781	49	20	75	200
12	7	1963	at Air Force	W 70-61	28	59	.475	14	24	.583	40	17	70	200
12	12	1963	Houston	W 72-61	27	64	.422	18	28	.643	60	20	72	200
12	16	1963	Arizona State	W 93-70	28	52	.538	37	53	.698	50	27	93	200
12	18	1963	Cincinnati	L 64-82	22	54	.407	20	24	.833	25	26	64	200
12	21	1963	at Wyoming	W 80-74	28	69	.406	24	30	.800	49	18	80	200
12	27	1963	# vs. Kansas	L 67-74	27	66	.409	13	23	.565	45	16	67	200
12	28	1963	# vs. Iowa State	L 65-73	28	64	.438	9	21	.429	33	24	65	200
12	30	1963	# vs. Nebraska	W 80-58	23	60	.383	34	44	.773	54	16	80	200
1	6	1964	* at Kansas State	W 60-59	24	65	.369	12	18	.667	38	11	60	200
1	11	1964	* Kansas	L 55-73	22	67	.328	11	28	.393	46	21	55	200
1	13	1964	* Missouri	W 90-77	32	58	.552	26	40	.650	53	22	90	200
2	1	1964	* at Oklahoma	W 90-77	35	70	.500	20	25	.800	49	24	90	200
2	3	1964	* at Oklahoma State	W 65-59	23	43	.535	19	23	.826	28	17	65	200
2	8	1964	* Kansas State	L 59-60	22	64	.344	15	21	.714	37	20	59	200
2	10	1964	* Oklahoma	W 86-65	36	83	.434	14	19	.737	53	26	86	200
2	15	1964	* at Nebraska	W 60-52	19	49	.388	22	31	.710	32	19	60	200
2	17	1964	* at Iowa State	L 58-60 (ot)	22	56	.393	14	21	.667	47	31	58	225
2	24	1964	* Oklahoma State	W 56-54	21	47	.447	14	19	.737	25	14	56	200
2	29	1964	* at Missouri	L 84-89	29	62	.468	26	36	.722	40	30	84	200
3	2	1964	* at Kansas	L 71-73 (ot)	24	49	.490	23	28	.821	30	20	71	225
3	7	1964	* Iowa State	W 90-70	33	73	.452	24	29	.828	51	16	90	200
3	9	1964	* Nebraska	W 89-73	33	73	.452	23	33	.697	62	22	89	200


#Big Eight Christmas Tournament - Kansas City; \*Big Eight Conference

Player	GP	GS	FG	FGA	Pct	FT	FTA	Pct	TR	RPG	PF	FO	TP	PPG
Davis, Jim	25		161	338	.476	141	204	.691	318	12.7	78	5	463	18.5
Frink, Mike	25		113	260	.435	76	95	.800	86	3.4	46	0	302	12.1
Joyce, Bob	25		118	240	.492	56	75	.747	60	2.4	56	1	292	11.7
Parsons, George	19		46	132	.348	40	59	.678	58	3.1	35	1	132	6.9
Baker, Lynn	25		47	113	.416	70	88	.795	48	1.9	64	4	164	6.6
Saunders, Norm	22		47	119	.395	17	26	.654	71	3.2	57	2	111	5.0
Sparks, Gene	24		41	118	.347	21	32	.656	91	3.8	68	4	103	4.3
Lintz, Jack	24		39	80	.488	19	36	.528	85	3.5	51	2	97	4.0
Gardner, Chuck	21		20	48	.417	22	46	.478	47	2.2	39	0	62	3.0
Thompson, Lew	19		14	41	.341	15	22	.682	15	0.8	15	0	43	2.3
Fuller, Ralph	15		8	15	.533	14	17	.824	12	0.8	9	0	30	2.0
Lewis, Duane	13		3	14	.214	1	2	.500	6	0.5	1	0	7	0.5
Sponholtz, Glenn	10		2	7	.286	0	1	.000	7	0.7	5	0	4	0.4
Yarlott, Mel	12		1	6	.167	0	2	.000	7	0.6	2	0	2	0.2
TEAM									166					
	25		660	1531	.431	492	705	.698	1077	43.1	526	19	1812	72.5

### 15-10 (9-5 Big Eight) Head Coach: Sox Walseth Assistant: Dick Nicholson

#	Name	Class	Pos.	Ht.	Wt.	Hometown (High School)
4	Baker, Lynn	So.	G	6-1	175	Aurora, Colo. (Central)
20	Davis, Jim	Sr.	C	6-8	202	Muncie, Ind. (Central)
15	Frink, Mike	Jr.	G	6-3	194	Wheat Ridge, Colo.
24	Fuller, Ralph	Jr.	C	6-8	197	Fort Morgan, Colo.
13	Gardner, Chuck	So.	C	6-7	194	Yardley, Pa. (Pennsbury)
14	Joyce, Bob	Jr.	G/F	6-2	203	Colorado Spgs. Colo.
3	Lewis, Duane	So.	G	5-10	157	Burlington, Colo.
23	Lintz, Jack	So.	F	6-8	220	Akron, Colo.
5	Parsons, George	Sr.	G	6-1	168	London, Ky.
12	Saunders, Norm	Jr.	F	6-6	198	Wheat Ridge, Colo.
21	Sparks, Gene	Sr.	F	6-5	204	Cortez, Colo.
25	Sponholtz, Glenn	Jr.	C	6-10	224	Chicago, Ill. (West)
11	Thompson, Lew	Jr.	F	6-3	165	Carbondale, Colo.
22	Yarlott, Mel	So.	G	6-3	193	Boulder, Colo.

Home: 8-3 Road: 6-5 Neutral: 1-2



Jim Davis

### SEASON NOTES

- CU finished the season with a 15-10 record, marking the Buffs' seventh winning season in eight years. The Buffs also recorded their first second-place Big Eight finish.
- On Dec. 16, the Buffs set a new fieldhouse single game high in points with a 93-70 win over Arizona State. The previous high was 92 against Missouri during the 1962-63 season.
- CU set two new team scoring records during the 1963-64 season: 1,812 total points (old mark 1,779 previous year) and 1,013 points in Big Eight play (old mark 947 previous year).
- Center Jim Davis finished his career as the Buffs' all-time rebound leader (836 boards). He left CU as the third highest scorer with 1,110 points (Ken Charlton: 1,352 and Burdette Halderson: 1,125).
- Jim Davis led the conference in rebounding (184, 13.1 rpg.) for the second consecutive year and was selected to the All-Big Eight Conference AP & UPI first team.
- Sox Walseth was named the Big Eight Conference Coach of the Year, his second coaching honor (1956-57, Big Seven).
- Jim Davis was fourth (19.3 ppg.) in conference-only scoring, while Bob Joyce (12.6) and Mike Frink (12.2) were ninth, and tenth, respectively.
- Davis is the only CU player to have a pair of 300-plus rebounding seasons in career (1962-63: 329; 1963-64: 318).
- Davis would average a double-double (18.5 ppg., 12.7 rpg.) for the second straight season. It's the fifth time a CU player has accomplished that feat.



M	D	Year	Opponent	Score	FG	FGA	Pct.	FT	FTA	Pct	TR	PF	Pts	Min.
12	1	1964	Denver	W 86-74	32	76	.421	22	34	.647	52	26	86	200
12	4	1964	vs. Denver	L 73-84	29	82	.354	15	28	.536	63	37	73	200
12	5	1964	vs. Air Force	W 67-59	25	51	.490	17	30	.567	49	20	67	200
12	10	1964	Drake	L 58-60	22	73	.301	14	21	.667	49	22	58	200
12	12	1964	at Northwestern	L 80-87	34	91	.374	12	19	.632	53	20	80	200
12	16	1964	Wyoming	W 68-63	19	46	.413	30	39	.769	41	26	68	200
12	19	1964	at Houston	L 61-70	24	61	.393	13	22	.591	36	20	61	200
12	21	1964	at Texas Tech	L 83-85	33	80	.413	17	19	.895	40	26	83	200
12	28	1964	# vs. Nebraska	W 70-52	23	49	.469	24	34	.706	39	24	70	200
12	29	1964	# vs. Missouri	W 65-61	25	48	.521	15	24	.625	34	21	65	200
12	30	1964	# vs. Kansas	L 51-53	18	49	.367	15	22	.682	33	15	51	200
1	4	1965	* at Missouri	L 58-63	21	50	.420	16	21	.762	48	17	58	200
1	9	1965	* Kansas State	W 80-77	21	38	.553	38	45	.844	38	21	80	200
1	11	1965	* Kansas	W 61-59	22	52	.423	17	22	.773	40	11	61	200
1	28	1965	* at Oklahoma State	L 55-59 (3ot)	18	48	.375	19	32	.594	41	18	55	275
1	30	1965	* at Oklahoma	W 71-70	25	60	.417	21	26	.808	48	15	71	200
2	6	1965	* Nebraska	W 62-52	18	57	.316	26	37	.703	59	17	62	200
2	8	1965	* Oklahoma	W 57-55	21	57	.368	15	28	.536	35	19	57	200
2	13	1965	* at Nebraska	L 59-66	21	54	.389	17	26	.654	44	28	59	200
2	15	1965	* at Iowa State	W 79-71	30	59	.508	19	30	.633	33	20	79	200
2	20	1965	* Oklahoma State	W 57-54	22	48	.458	13	20	.650	35	14	57	200
2	22	1965	* Missouri	L 75-80	33	68	.485	9	17	.529	35	19	75	200
2	27	1965	* at Kansas State	L 50-65	18	56	.321	14	27	.519	48	21	50	200
3	1	1965	* at Kansas	L 62-68	26	63	.413	10	13	.769	39	22	62	200
3	6	1965	* Iowa State	W 90-65	34	68	.500	22	32	.688	58	26	90	200

#Big Eight Christmas Tournament - Kansas City; \*Big Eight Conference

Player	GP	FG	FGA	Pct	FT	FTA	Pct	TR	RPG	PF	FO	TP	PPG
Frink, Pat	25	135	336	.402	106	142	.746	80	3.2	57	3	376	15.0
Gardner, Chuck	24	97	200	.485	83	122	.680	194	8.1	75	4	277	11.5
Frink, Mike	25	88	259	.340	58	88	.659	143	5.7	60	1	234	9.4
Saunders, Norm	25	91	205	.444	44	72	.611	150	6.0	64	2	226	9.0
Baker, Lynn	25	68	154	.442	73	98	.745	104	4.2	81	4	209	8.4
Joyce, Bob	24	57	131	.435	35	45	.778	60	2.5	49	1	149	6.2
Lintz, Jack	22	32	78	.410	25	45	.556	104	4.7	50	3	89	4.0
Bauers, Bob	25	35	80	.438	19	38	.500	60	2.4	46	1	89	3.6
Tait, Karl	13	4	14	.286	2	5	.400	5	0.4	4	0	10	0.8
Thompson, Lew	14	4	14	.286	0	1	.000	12	0.9	12	0	8	0.6
Rowe, Steve	15	2	9	.222	3	6	.500	17	1.1	16	0	7	0.5
Fuller, Ralph	11	1	2	.500	1	1	1.000	7	0.6	5	0	3	0.3
Branch, Milt	5	0	1	.000	1	4	.250	2	0.4	4	0	1	0.2
Hart, Phil	3	0	1	.000	0	0	.000	3	1.0	2	0	0	0.0
TEAM								187					
	<b>25</b>	<b>614</b>	<b>1484</b>	<b>.414</b>	<b>450</b>	<b>667</b>	<b>.675</b>	<b>1128</b>	<b>45.1</b>	<b>525</b>	<b>19</b>	<b>1678</b>	<b>67.1</b>

### 13-12 (8-6 Big Eight) Head Coach: Sox Walseth Assistant: Dick Nicholson

#	Name	Class	Pos.	Ht.	Wt.	Hometown (High School)
4	Baker, Lynn	Jr.	G	6-1	181	Aurora, Colo. (Central)
21	Bauers, Bob	So.	F	6-5	184	Kansas City, Mo. (Rockhurst)
20	Branch, Milt	So.	F	6-7	177	Denver, Colo. (Manual)
15	Frink, Mike	Sr.	F	6-3	204	Wheat Ridge, Colo.
5	Frink, Pat	So.	G	6-3	184	Wheat Ridge, Colo.
24	Fuller, Ralph	Sr.	C	6-8	210	Fort Morgan, Colo.
13	Gardner, Chuck	Jr.	C	6-7	198	Yardley, Pa. (Pennsbury)
10	Hart, Phil	So.	G	6-0	153	Denver, Colo. (East)
14	Joyce, Bob	Sr.	G	6-2	205	Colorado Spgs. Colo.
23	Lintz, Jack	Jr.	F/C	6-8	223	Akron, Colo.
25	Rowe, Steve	So.	F	6-7	202	Westminster, Colo.
12	Saunders, Norm	Sr.	F	6-6	204	Wheat Ridge, Colo.
3	Tait, Karl	So.	G	6-4	188	Colorado Spgs., Colo. (Wasson)
11	Thompson, Lew	Sr.	F	6-3	160	Carbondale, Colo.

Home: 8-2 Road: 2-8 Neutral: 3-2



Mike Frink

### SEASON NOTES

- Chuck Gardner (AP, UPI) and Pat Frink (UPI) were selected to the All-Big Eight first team. Frink was named the conference's Sophomore of the Year and to the Big Eight Tournament team.
- Gardner and Frink are the fourth CU pair to make first team honors (Charlton/Davis, 1962-63; Gilmore/Charlton, 1961-62; Haldorson/Jeangerard, 1954-55).
- On Jan. 9, four Buffs scored in double figures with Pat Frink (25) leading the way as the Buffs upset conference foe Kansas State, 80-77.
- On Jan. 11, Colorado beat Kansas and snapped the Jayhawks seven-game win streak to record CU's second straight upset in a three day span.
- On Feb. 20, the Buffs never trailed as they knocked off conference leader Oklahoma State, 57-54 to move within one game of the Cowboys for the conference lead.
- Gardner ranked fifth in conference-only scoring (16.4); Frink came in sixth (15.0)
- Gardner was named to the All-Big Eight Academic first team and was a scholastic All-American honorable mention.

# COLORADO BUFFALOES

## 1965-66

M	D	Year	Opponent	Score	FG	FGA	Pct.	FT	FTA	Pct	TR	PF	Pts	Min.
12	1	1965	Texas Tech	W 86-77	34	80	.425	18	29	.621	62	25	86	200
12	2	1965	Tulsa	W 79-72	30	53	.566	19	34	.559	40	23	79	200
12	6	1965	Northwestern	W 70-55	28	69	.406	14	25	.560	58	21	70	200
12	11	1965	at Wichita State	L 81-87	34	70	.486	13	20	.650	41	15	81	200
12	14	1965	Cincinnati	L 64-67	26	59	.441	12	23	.522	34	21	64	200
12	17	1965	vs. Seattle	L 69-86	23	78	.295	23	36	.639	39	36	69	200
12	18	1965	vs. Baylor	W 83-77	34	66	.515	15	29	.517	50	14	83	200
12	20	1965	at Arizona	W 77-73 (3ot)	28	54	.519	21	28	.750	45	13	77	275
12	28	1965	# vs. Iowa State	L 72-89	30	83	.361	12	23	.522	55	21	72	200
12	29	1965	# vs. Kansas State	L 67-87	22	62	.355	23	53	.434	69	24	67	200
12	30	1965	# vs. Oklahoma State	W 50-49	20	47	.426	10	18	.556	36	8	50	200
1	3	1966	* Kansas	L 55-69	21	51	.412	13	24	.542	36	23	55	200
1	8	1966	* at Oklahoma	L 58-64	25	55	.455	8	19	.421	45	23	58	200
1	10	1966	* at Oklahoma State	W 61-55	21	46	.457	19	32	.594	44	18	61	200
1	17	1966	* Iowa State	W 71-63	28	68	.412	15	27	.556	51	19	71	200
2	5	1966	* at Iowa State	L 65-74	24	71	.338	17	25	.680	37	22	65	200
2	7	1966	* at Missouri	W 65-60	21	48	.438	23	30	.767	40	17	65	200
2	12	1966	* Kansas State	L 55-65	18	49	.367	19	29	.655	34	19	55	200
2	14	1966	* Oklahoma State	W 63-52	24	40	.600	15	22	.682	34	14	63	200
2	19	1966	* at Kansas State	L 52-68	20	51	.392	12	17	.706	36	16	52	200
2	21	1966	* at Nebraska	L 63-70	24	61	.393	15	25	.600	39	21	63	200
2	26	1966	* Missouri	L 63-64	23	47	.489	17	30	.567	36	21	63	200
2	28	1966	* Oklahoma	W 92-77	36	66	.545	20	33	.606	53	18	92	200
3	5	1966	* Nebraska	W 95-88	35	65	.538	25	30	.833	38	15	95	200
3	7	1966	* at Kansas	L 65-85	23	61	.377	19	24	.792	43	22	65	200

#Big Eight Christmas Tournament - Kansas City; \*Big Eight Conference


Player	GP	FG	FGA	Pct	FT	FTA	Pct	TR	RPG	PF	FO	TP	PPG
Gardner, Chuck	25	176	336	.524	154	237	.650	245	9.8	81	3	506	20.2
Bauers, Bob	25	126	285	.442	42	74	.568	135	5.4	78	6	294	11.8
Williams, Chuck	25	93	195	.477	65	105	.619	106	4.2	47	2	251	10.0
Tait, Karl	25	81	220	.368	44	79	.557	106	4.2	52	0	206	8.2
Rebich, Mike	25	83	195	.426	36	55	.655	94	3.8	58	3	202	8.1
Baker, Lynn	1	1	9	.111	3	4	.750	3	3.0	3	0	5	5.0
Lintz, Jack	25	37	83	.446	31	51	.608	97	3.9	61	1	105	4.2
Erfert, Ted	25	24	85	.282	21	39	.538	100	4.0	52	3	69	2.8
Rowe, Steve	23	22	52	.423	10	24	.417	53	2.3	34	0	54	2.3
Greer, Charles	9	5	21	.238	5	6	.833	6	0.7	4	0	15	1.7
Seely, Fred	20	4	15	.267	6	9	.667	7	0.4	9	0	14	0.7
TEAM								156					
	<b>25</b>	<b>652</b>	<b>1496</b>	<b>.436</b>	<b>417</b>	<b>683</b>	<b>.611</b>	<b>1108</b>	<b>44.3</b>	<b>479</b>	<b>18</b>	<b>1721</b>	<b>68.8</b>

### 12-13 (6-8 Big Eight) Head Coach: Sox Walseth

Assistant: Dick Nicholson

#	Name	Class	Pos.	Ht.	Wt.	Hometown (High School)
4	Baker, Lynn	Sr.	G	6-1	186	Aurora, Colo. (Central)
21	Bauers, Bob	Jr.	F	6-5	198	Kansas City, Mo. (Rockhurst)
22	Erfert, Ted	So.	F/C	6-8	218	Longmont, Colo.
13	Gardner, Chuck	Sr.	C	6-7	207	Yardley, Pa. (Pennsbury)
23	Lintz, Jack	Sr.	F	6-8	242	Akron, Colo.
20	McMurry, Kermit	Jr.	F	6-7	211	Kansas City, Mo. (Central)
12	Rebich, Mike	So.	G	6-2	184	Denver, Colo. (Abraham Lincoln)
25	Rowe, Steve	Jr.	F	6-7	210	Westminster, Colo.
11	Seely, Fred	So.	G	6-1	177	LaFayette, Calif. (Acalanes)
14	Tait, Karl	Jr.	G	6-4	198	Colorado Spgs. Colo. (Wasson)
3	Williams, Chuck	So.	G	6-2	180	Denver, Colo. (East)

Home: 7-4 Road: 2-6 Neutral: 3-3



Chuck Williams

### SEASON NOTES

- Injuries plagued the 1965-66 season: Pat Frink did not play due to an injury that he suffered at practice in early November; Lynn Baker injured his knee in the season opener against Texas Tech and was forced to sit out the remainder of the season.
- Chuck Gardner earned All-Big Eight first team honors (AP & UPI). He led the conference in scoring, finished second in rebounding and field goal percentage and finished fourth in free throw percentage. This 1-2-2-4 finish was the best the Big Eight had on record.
- Gardner became the three player in school history to score over 500 points in a season. His 506 total ranks third all-time.
- On March 5, CU defeated ninth ranked Nebraska 95-88 to knock the Cornhuskers out of a Big Eight Championship tie. CU forward Chuck Gardner drove Nebraska's middle defense crazy scoring 42 points to set a new school scoring record.
- Gardner led the Big Eight (conference-only games) in scoring (20.3 ppg.).

## 1966-67

M	D	Year	Opponent	Score	FG	FGA	Pct.	FT	FTA	Pct	TR	PF	Pts	Min.
12	1	1966	at Texas Tech	L 67-72	24	67	.358	19	28	.679	41	24	67	200
12	3	1966	at Tulsa	W 80-75	30	54	.556	20	36	.556	42	16	80	200
12	5	1966	Utah	W 93-89	36	66	.545	21	32	.656	43	18	93	200
12	10	1966	Air Force	W 72-62	25	60	.417	22	33	.667	48	20	72	200
12	15	1966	Wichita State	W 85-83	38	74	.514	9	17	.529	34	13	85	200
12	17	1966	Arizona	W 91-74	36	83	.434	19	25	.760	46	16	91	200
12	19	1966	at Cincinnati	L 64-66	24	56	.429	16	21	.762	33	21	64	200
12	21	1966	at Drake	L 72-77	27	75	.360	18	26	.692	50	19	72	200
12	28	1966	# vs. Kansas	L 54-72	14	48	.292	26	35	.743	39	16	54	200
12	29	1966	# vs. Missouri	W 92-57	31	66	.470	30	38	.789	60	18	92	200
12	30	1966	# vs. Nebraska	W 73-66	25	50	.500	23	30	.767	35	11	73	200
1	7	1967	* Kansas State	W 71-68	25	42	.595	21	29	.724	24	16	71	200
1	12	1967	* at Iowa State	W 64-52	25	44	.568	14	22	.636	27	17	64	200
1	14	1967	* at Nebraska	L 80-84	29	55	.527	22	31	.710	33	21	80	200
1	17	1967	* Kansas	W 62-59	25	50	.500	12	24	.500	35	11	62	200
2	2	1967	* at Oklahoma State	W 49-42	19	40	.475	11	13	.846	22	13	49	200
2	4	1967	* at Oklahoma	L 66-71	30	53	.566	6	13	.462	32	16	66	200
2	11	1967	* Missouri	W 79-75 (ot)	30	64	.469	19	33	.576	48	16	79	225
2	13	1967	* Iowa State	W 67-55	25	51	.490	17	23	.739	37	18	67	200
2	18	1967	* at Kansas State	L 53-55 (ot)	20	49	.408	13	23	.565	49	19	53	225
2	20	1967	* Oklahoma	W 83-73	29	48	.604	25	31	.806	31	16	83	200
2	25	1967	* Oklahoma State	W 57-47	23	45	.511	11	16	.688	33	12	57	200
3	4	1967	* at Missouri	W 66-59	25	56	.446	16	28	.571	46	12	66	200
3	6	1967	* at Kansas	L 59-66	22	56	.393	15	23	.652	39	17	59	200
3	11	1967	* Nebraska	W 64-57	22	47	.468	20	28	.714	29	12	64	200

#Big Eight Christmas Tournament - Kansas City; \*Big Eight Conference

Player	GP	FG	FGA	Pct	FT	FTA	Pct	TR	RPG	PF	FO	TP	PPG
Frink, Pat	24	165	356	.463	110	158	.696	66	2.8	53	0	440	18.3
Bauers, Bob	25	134	276	.486	70	112	.625	184	7.4	61	1	338	13.5
Baker, Lynn	24	100	191	.524	107	134	.799	90	3.8	67	2	307	12.8
Erfert, Ted	3	11	24	.458	2	4	.500	24	8.0	7	0	24	8.0
Rebich, Mike	25	70	136	.515	21	31	.677	111	4.4	37	0	161	6.4
Tait, Karl	25	57	109	.523	32	63	.508	89	3.6	51	0	146	5.8
Williams, Chuck	18	37	101	.366	28	42	.667	61	3.4	15	0	102	5.7
McMurry, Kermit	21	47	90	.522	15	26	.577	83	4.0	54	1	109	5.2
Rowe, Steve	25	31	80	.388	43	62	.694	86	3.4	53	2	105	4.2
Knous, Bob	6	1	4	.250	6	9	.667	8	1.3	3	0	8	1.3
Bentley, Ed	8	2	4	.500	4	4	1.000	6	0.8	2	0	8	1.0
Seely, Fred	16	2	6	.333	2	3	.667	8	0.5	3	0	6	0.4
Bodam, C.D.	13	0	4	.000	4	4	1.000	2	0.2	0	0	4	0.3
Kern, Mickey	15	2	10	.200	1	6	.167	3	0.2	4	0	5	0.3
TEAM								136					
	<b>25</b>	<b>659</b>	<b>1391</b>	<b>.474</b>	<b>445</b>	<b>658</b>	<b>.676</b>	<b>957</b>	<b>38.3</b>	<b>410</b>	<b>6</b>	<b>1763</b>	<b>70.5</b>

### 17-8 (10-4 Big Eight) Head Coach: Sox Walseth Assistant: Dick Nicholson

#	Name	Class	Pos.	Ht.	Wt.	Hometown (High School)
4	Baker, Lynn	Sr.	G	6-1	186	Aurora, Colo. (Central)
21	Bauers, Bob	Sr.	F	6-5	198	Kansas City, Mo. (Rockhurst)
15	Bentley, Ed	So.	F	6-5	195	Lake George, N.Y. (Central)
13	Bodam, Carl	Jr.	G	6-0	160	Pueblo, Colo. (Central)
22	Erfert, Ted	Jr.	F/C	6-8	218	Longmont, Colo.
5	Frink, Pat	Jr.	G	6-4	196	Wheat Ridge, Colo.
10	Kern, Mickey	So.	G	5-10	160	Oklahoma City, Okla. (Harding)
23	Knous, Bob	So.	F/C	6-5	195	Denver, Colo. (Washington)
20	McMurry, Kermit	Jr.	F/C	6-7	211	Kansas City, Mo. (Central)
12	Rebich, Mike	Jr.	G/F	6-4	184	Denver, Colo. (Abraham Lincoln)
25	Rowe, Steve	Sr.	F/C	6-7	210	Westminster, Colo.
11	Seely, Fred	Jr.	G	6-1	177	LaFayette, Calif. (Acalanes)
14	Tait, Karl	Jr.	G/F	6-4	198	Colorado Spgs., Colo. (Wasson)
3	Williams, Chuck	Jr.	G	6-2	180	Denver, Colo. (East)

Home: 11-0 Road: 4-7 Neutral: 2-1



Bob Bauers

### SEASON NOTES

- CU won 17 games, the most in four years, in addition winning 10 games in conference play.
- Although the Buffs and the Huskers had identical 10-4 records tying for second place, CU was snubbed by the National Invitational Tournament, despite beating tournament-bound Nebraska in the final game of the season.
- On Dec. 30, the Buffs beat Nebraska 73-66 to win the Big Eight Christmas Tournament.
- Pat Frink and Lynn Baker were both selected to the All-Big Eight second team.
- Bob Bauer capped his collegiate career leading CU in rebounding (7.4) and finishing second in scoring (13.5). Both were career highs for a season average.
- On Dec. 5, Frink scored 36 points in a 93-89 victory over Utah. This was Frink's first season back after a year of inactivity due to a knee surgery.
- On Jan. 7, CU shot 59.9 percent from the field and stunned highly touted Kansas State 71-68.
- On Jan. 17, CU upset Kansas 62-59 at the CU Fieldhouse. The Jayhawks suffered their lone conference loss and would finish the season No. 3 (AP) and No. 4 UPI in the final polls.

# COLORADO BUFFALOES

## 1967-68

M	D	Year	Opponent	Score	FG	FGA	Pct.	FT	FTA	Pct	TR	PF	Pts	Min.
12	1	1967	Texas Tech	W 87-69	31	66	.470	25	36	.694	45	27	87	200
12	2	1967	at Air Force	W 79-70	32	63	.508	15	36	.417	33	21	79	200
12	4	1967	at Utah	L 84-95	33	79	.418	18	25	.720	46	23	84	200
12	11	1967	Texas	W 90-75	34	66	.515	22	29	.759	35	17	90	200
12	13	1967	Creighton	W 67-66 (ot)	25	63	.397	17	29	.586	42	15	67	225
12	16	1967	at Arizona State	L 79-83	27	64	.422	25	36	.694	36	30	79	200
12	18	1967	at Arizona	L 67-76	26	65	.400	15	24	.625	34	17	67	200
12	20	1967	Northwestern	W 73-68	27	54	.500	19	28	.679	25	15	73	200
12	27	1967	# vs. Iowa State	W 80-62	30	56	.536	20	22	.909	31	17	80	200
12	29	1967	# vs. Kansas State	L 69-74	26	69	.377	17	31	.548	38	26	69	200
12	30	1967	# vs. Oklahoma State	L 59-60	24	59	.407	11	20	.550	31	23	59	200
1	6	1968	* at Kansas	L 50-66	20	57	.351	10	17	.588	23	15	50	200
1	8	1968	* at Missouri	L 66-86	19	73	.260	28	32	.875	37	20	66	200
1	13	1968	* Oklahoma State	L 60-69	18	48	.375	23	28	.821	25	19	59	200
1	15	1968	* Kansas State	L 56-57 (ot)	20	53	.377	16	20	.800	24	14	56	225
2	1	1968	* at Nebraska	L 73-87	25	68	.368	23	41	.561	35	23	73	200
2	3	1968	* at Iowa State	L 66-84	26	64	.406	14	26	.538	41	32	66	200
2	10	1968	* Kansas	L 72-75	30	66	.455	12	26	.462	43	23	72	200
2	12	1968	* Missouri	W 79-76 (ot)	30	67	.448	19	32	.594	41	27	79	225
2	17	1968	* at Oklahoma State	L 68-70	24	65	.369	20	25	.800	32	25	68	200
2	19	1968	* at Oklahoma	L 68-71	25	60	.417	18	21	.857	27	14	68	200
2	24	1968	* Nebraska	W 75-73	25	51	.490	25	31	.806	27	22	75	200
2	28	1968	* Iowa State	W 91-76	31	67	.463	29	35	.829	35	22	91	200
3	2	1968	* at Kansas State	L 56-67	23	61	.377	10	17	.588	35	20	56	200
3	7	1968	* Oklahoma	L 78-84	32	83	.386	14	22	.636	27	15	78	200


#Big Eight Christmas Tournament - Kansas City; \*Big Eight Conference

Player	GP	FG	FGA	Pct	FT	FTA	Pct	TR	RPG	PF	FO	TP	PPG
Frink, Pat	25	185	444	.417	102	147	.694	105	4.2	83	2	472	18.9
Williams, Chuck	25	168	383	.439	113	151	.748	128	5.1	54	1	449	18.0
Rebich, Mike	25	78	200	.390	78	105	.743	153	6.1	72	4	234	9.4
Coleman, Mike	21	54	124	.435	39	74	.527	129	6.1	52	2	147	7.0
McMurry, Kermit	23	51	117	.436	45	68	.662	114	5.0	65	4	147	6.4
Tope, Gordon	25	55	131	.420	33	47	.702	33	1.3	60	3	143	5.7
Erfert, Ted	23	24	67	.358	14	23	.609	61	2.7	51	2	62	2.7
Seely, Fred	18	15	27	.556	8	12	.667	19	1.1	9	0	38	2.1
Bocker, Bud	1	1	1	1.000	0	1	.000	1	1.0	1	0	2	2.0
Swanson, Steve	2	0	0	.000	3	4	.750	0	0.0	0	0	3	1.5
Kern, Mickey	19	9	26	.346	8	16	.500	8	0.4	20	0	26	1.4
Kinkki, Mike	12	6	13	.462	2	5	.400	14	1.2	13	0	14	1.2
Hutchinson, Lloyd	17	5	16	.313	5	13	.385	21	1.2	12	0	15	0.9
Smith, Scoopy	11	4	9	.444	2	2	1.000	7	0.6	7	0	10	0.9
Hyink, Bruce	23	5	18	.278	9	13	.692	31	1.3	20	1	19	0.8
Bodam, C.D.	3	0	1	.000	2	3	.667	1	0.3	1	0	2	0.7
Richardson, Tim	12	3	11	.273	2	5	.400	6	0.5	3	0	8	0.7
TEAM								178					
<b>25</b>	<b>663</b>	<b>1588</b>	<b>.418</b>	<b>465</b>	<b>689</b>	<b>.675</b>	<b>1009</b>	<b>40.4</b>	<b>523</b>	<b>19</b>	<b>1791</b>	<b>71.6</b>	

9-16 (3-11 Big Eight) Head Coach: Sox Walseth  
Assistant: Dick Nicholson

#	Name	Class	Pos.	Ht.	Wt.	Hometown (High School)
21	Bocker, Bud	So.	F	6-5	198	Downers Grove, Ill.
13	Bodam, Carl	Sr.	G	5-10	157	Pueblo, Colo. (Central)
23	Coleman, Mike	So.	F	6-4	196	Grand Rapids, Mich.
22	Erfert, Ted	Jr.	C	6-8	228	Longmont, Colo.
5	Frink, Pat	Sr.	G	6-5	187	Wheat Ridge, Colo.
25	Hyink, Bruce	So.	C	6-10	210	Chicago, Ill. (Sandburg)
30	Hutchinson, Lloyd	Jr.	F	6-4	210	San Diego, Calif. (Hoover)
10	Kern, Mickey	Jr.	G	5-10	167	Oklahoma City, Okla. (Harding)
24	Kinkki, Mike	So.	F	6-9	227	San Diego, Calif. (Mission Bay)
20	McMurry, Kermit	Sr.	F/C	6-7	213	Kansas City, Mo. (Central)
12	Rebich, Mike	Sr.	G/F	6-4	185	Denver, Colo. (Abraham Lincoln)
14	Richardson, Tim	So.	F	6-5	185	Independence, Mo. (Chrisman)
11	Seely, Fred	Sr.	G	6-2	180	LaFayette, Calif. (Acalanes)
15	Smith, Greg	So.	G/F	6-3	180	Camden, N.J.
31	Swanson, Steve	Jr.	G	6-2	185	Wheat Ridge, Colo.
4	Tope, Gordon	So.	G	5-11	155	La Crescenta, Calif. (Valley)
3	Williams, Chuck	Sr.	G	6-2	185	Denver, Colo. (East)

Home: 7-4 Road: 1-10 Neutral: 1-2



Pat Frink

### SEASON NOTES

- Pat Frink was named to the All-Big Eight second team. Frink finished fourth in Big Eight scoring (all games) (18.9 ppg.).
- Chuck Williams capped his collegiate career finishing second in team scoring (18.0 ppg.) seventh in the conference.
- Frink (472) and Williams (449) would become the first and second players in school history to score almost 500 points in the same season.
- On Feb. 3, Frink scored 28 points against Iowa State to move into second place among the Buffs all-time scorers.
- On Feb. 12, Fred Seely came off the bench to score 16 points in the Buffs' first Big Eight win of the season, a 79-76 victory over Missouri.
- On Feb. 24, CU crippled Nebraska's Big Eight title hopes with a 75-73 victory at the CU Fieldhouse. The loss extended Nebraska's losing streak in Boulder to 15 games.

M	D	Year	Opponent	Score	FG	FGA	Pct.	FT	FTA	Pct	TR	PF	Pts	Min.
11	30	1968	at Air Force	W 83-78	32	68	.471	19	32	.594	36	14	83	200
12	2	1968	USC	W 74-54	27	64	.422	20	44	.455	56	27	74	200
12	5	1968	at Texas Tech	W 81-77	30	64	.469	21	39	.538	51	19	81	200
12	7	1968	at Texas	W 73-64	31	72	.431	11	16	.688	41	11	73	200
12	9	1968	at Northwestern	L 66-83	25	63	.397	16	25	.640	34	19	66	200
12	12	1968	Arizona State	W 112-81	44	82	.537	24	42	.571	46	21	112	200
12	14	1968	Fresno State	W 86-78	29	68	.426	28	47	.596	43	22	86	200
12	16	1968	New Mexico	W 79-72	28	58	.483	23	31	.742	31	17	79	200
12	19	1968	Arizona	W 70-69	24	66	.364	22	30	.733	46	11	70	200
12	26	1968	# vs. Oklahoma	W 63-56	24	58	.414	15	25	.600	36	10	63	200
12	29	1968	# vs. Kansas	L 55-60	21	52	.404	13	18	.722	25	19	55	200
12	30	1968	# vs. Kansas State	W 78-75	31	67	.463	16	27	.593	36	18	78	200
1	4	1969	* at Oklahoma	W 80-56	26	44	.591	26	38	.684	24	21	78	200
1	6	1969	* at Oklahoma State	W 78-68	26	44	.591	26	38	.684	24	21	78	200
1	11	1969	* Iowa State	W 68-67	28	79	.354	12	22	.546	41	17	68	200
1	13	1969	* Kansas State	W 73-69	28	68	.412	17	22	.773	38	15	73	200
2	1	1969	* at Kansas	L 70-80	24	77	.312	22	33	.667	41	18	70	200
2	3	1969	* at Missouri	W 80-79 (ot)	26	52	.500	28	36	.778	27	27	80	225
2	8	1969	* Nebraska	W 83-81	32	68	.471	19	33	.576	42	19	83	200
2	10	1969	* Oklahoma	W 92-69	38	81	.469	16	23	.696	43	15	92	200
2	15	1969	* at Kansas State	L 68-70	23	64	.359	22	33	.667	43	24	68	200
2	17	1969	* Oklahoma State	W 73-66	28	55	.509	17	28	.607	41	16	73	200
2	22	1969	* at Iowa State	L 76-80 (ot)	30	69	.435	16	24	.667	36	20	76	225
2	24	1969	* at Nebraska	L 65-79	27	65	.415	11	17	.647	32	20	65	200
3	1	1969	* Kansas	W 75-67	27	63	.429	21	25	.840	45	16	75	200
3	8	1969	* Missouri	W 92-73	30	68	.441	32	44	.727	49	21	92	200
3	13	1969	§ vs. Colorado State	L 56-64	21	70	.300	14	24	.583	40	24	56	200
3	15	1969	§ vs. Texas A&M	W 97-82	41	72	.569	15	26	.577	43	27	97	200

#-Big Eight Christmas Tournament - Kansas City; \*-Big Eight Conference; §-NCAA Tournament - Manhattan, Kan.


Player	GP	FG	FGA	Pct	FT	FTA	Pct	TR	RPG	PF	FO	TP	PPG
Meely, Cliff	28	271	590	.459	125	208	.601	337	12.0	79	1	667	23.8
Smith, Ron	17	75	161	.466	64	96	.667	131	7.7	44	2	214	12.6
Tope, Gordon	28	107	236	.453	133	158	.842	60	2.1	61	2	347	12.4
Coleman, Mike	27	111	125	.888	79	127	.622	219	8.1	81	1	301	11.1
Mitchell, Dudley	28	97	244	.398	11	23	.478	44	1.6	45	0	205	7.3
Wedgeworth, Tim	27	63	128	.492	29	51	.569	93	3.4	46	3	155	5.7
Richardson, Tim	23	20	50	.400	33	50	.660	31	1.3	22	1	73	3.2
Hutchinson, Lloyd	28	21	50	.420	11	26	.423	50	1.8	51	3	53	1.9
Kern, Mickey	25	9	42	.214	25	39	.641	32	1.3	29	0	43	1.7
Erfert, Ted	28	19	44	.432	8	19	.421	45	1.6	38	0	46	1.6
Smith, Scoopy	22	7	23	.304	8	17	.471	9	0.4	11	0	22	1.0
Kinkki, Mike	3	1	1	1.000	0	0	.000	0	0.0	0	0	2	0.7
Jameson, Terry	14	2	7	.286	5	8	.625	2	0.1	2	0	9	0.6
Hyink, Bruce	13	1	7	.143	3	7	.429	9	0.7	8	0	5	0.4
Maulsby, Ron	11	2	6	.333	0	0	.000	9	0.8	1	0	4	0.4
TEAM								138					
<b>28</b>	<b>806</b>	<b>1714</b>	<b>.470</b>	<b>534</b>	<b>829</b>	<b>.644</b>	<b>1209</b>	<b>43.2</b>	<b>518</b>	<b>13</b>	<b>2146</b>	<b>76.6</b>	

### 21-7 (10-4 Big Eight) Head Coach: Sox Walseth

Assistant: Chuck Gardner

#	Name	Class	Pos.	Ht.	Wt.	Hometown (High School)
23	Coleman, Mike	Jr.	F	6-4	196	Grand Rapids, Mich.
22	Erfert, Ted	Sr.	F	6-8	230	Longmont, Colo.
21	Hutchinson, Lloyd	Sr.	C	6-4	210	San Diego, Calif. (Hoover)
25	Hyink, Bruce	Jr.	C	6-10	210	Chicago, Ill. (Sandburg)
3	Jameson, Terry	So.	G	5-11	165	Denver, Colo. (Regis)
10	Kern, Mickey	Sr.	G	5-11	167	Oklahoma City, Okla. (Harding)
24	Kinkki, Mike	Jr.	F	6-9	227	San Diego, Calif. (Mission Bay)
30	Lee, David	So.	C	6-10	190	Lafayette, Colo.
12	Maulsby, Ron	So.	G	6-1	170	Boulder, Colo. (Fairview)
20	Meely, Cliff	So.	F	6-7	215	Chicago, Ill. (Harlan/Northeastern JC)
5	Mitchell, Dudley	So.	G	6-3	180	Denver, Colo. (Thomas Jefferson)
14	Richardson, Tim	Jr.	F	6-5	185	Independence, Mo. (Chrisman)
13	Smith, Ron	So.	C	7-2	200	Pueblo, Colo. (Centennial)
15	Smith, Scoopy	Jr.	C	6-3	180	Camden, N.J.
31	Swanson, Steve	Sr.	G	6-2	185	Wheat Ridge, Colo.
4	Tope, Gordon	Jr.	G	5-11	155	La Crescenta, Calif. (Valley)
11	Wedgeworth, Tim	So.	F	6-6	190	Denver, Colo. (Manual)

Home: 12-0 Road: 6-5 Neutral: 3-2



Cliff Meely

### SEASON NOTES

- CU won 20 games for the first time in its history (21) and went unbeaten at home (11-0) for just the fourth time with a minimum of 10 home games (1937-38, 1961-62, 1962-63).
- The Buffs finished the season No. 12 in the final UPI top-20 poll, and No. 18 in the Associated Press poll.
- Cliff Meely closed out the conference portion of his first season with 348 points, an average of 24.9 points per game, to become the first player to win the conference scoring title in his first season since KU's Wilt Chamberlain (25.4 ppg. in 1957). In the process, Meely topped Chamberlain's total points (310) record for sophomores.
- Meely became the fifth CU player to lead the Big Eight in conference-only scoring. He also led in all games (23.8). Overall, Ron Smith (12.6) was 13th; Gordon Tope (12.4) was 15th, and Mike Coleman (11.1) was 20th.
- Meely was named unanimous Big Eight Player of the Year, and Sophomore Player of the Year.
- Meely shattered CU's single season scoring mark (667 pts.) and became just the fourth player to grab 300+ rebounds in a season (337, second all-time).
- On Mar. 8, CU won the Big Eight basketball championship, beating Missouri 92-73 for the Buffs' school record 20th win. It was CU's fifth Big Eight title.
- On Mar. 15, CU capped the season with a 97-82 victory over Texas A&M, securing a third-place finish in the NCAA Midwest Basketball Tournament.
- CU set a team record for most points scored in a season (2,146). It's also the first time four players averaged over 10 points a game.
- Head Coach Sox Walseth was named Big Eight Coach of the Year. It was his third conference coach of the year honor.

## 1969-70

M	D	Year	Opponent	Score	FG	FGA	Pct.	FT	FTA	Pct	TR	PF	Pts	Min.
12	1	1969	Air Force	W 81-58	33	72	.458	15	18	.833	34	19	81	200
12	3	1969	Cal-Irvine	W 80-65	26	54	.481	28	43	.651	39	21	80	200
12	5	1969	at USC	L 74-88	29	84	.345	16	21	.762	33	17	74	200
12	6	1969	at Santa Barbara	W 73-70	31	58	.534	11	15	.733	29	14	73	200
12	10	1969	Evansville	W 97-66	36	63	.571	25	35	.714	49	16	97	200
12	11	1969	Texas Tech	W 75-56	28	59	.475	19	27	.704	38	14	75	200
12	19	1969	^ vs. Washington State	L 74-84	24	68	.353	26	35	.743	54	21	74	200
12	20	1969	^ vs. St. Joseph's (Pa.)	L 79-81	34	82	.415	11	20	.550	54	25	79	200
12	27	1969	# vs. Nebraska	W 72-60	28	52	.538	16	22	.727	41	13	72	200
12	29	1969	# vs. Missouri	W 75-73	27	72	.375	21	32	.656	50	24	75	200
12	30	1969	# vs. Oklahoma	L 72-73	30	76	.395	12	24	.500	46	13	72	200
1	12	1970	at Creighton	L 60-65	24	58	.414	12	21	.571	36	24	60	200
1	17	1970	* at Nebraska	L 58-60	22	58	.379	14	22	.636	32	17	58	200
1	19	1970	* at Iowa State	W 85-67	28	56	.500	29	38	.763	42	19	85	200
1	24	1970	* Oklahoma State	L 62-65	21	59	.356	20	33	.606	36	21	62	200
1	28	1970	* Oklahoma	W 104-78	39	87	.448	26	42	.619	43	21	104	200
1	31	1970	* at Kansas	L 73-75	29	59	.492	15	24	.625	34	22	73	200
2	2	1970	* at Missouri	L 73-90	30	68	.441	13	23	.565	33	24	73	200
2	7	1970	* Kansas State	W 72-59	29	61	.475	14	29	.483	42	9	72	200
2	10	1970	* Nebraska	W 76-59	27	62	.435	22	36	.611	32	12	76	200
2	14	1970	* at Oklahoma State	L 57-64	22	55	.400	13	16	.813	36	22	57	200
2	16	1970	* at Oklahoma	L 77-84	29	85	.341	19	25	.760	49	20	77	200
2	21	1970	* Kansas	W 81-73	30	73	.411	21	26	.808	48	13	81	200
2	26	1970	* at Kansas State	L 69-79	27	71	.380	15	26	.577	33	18	69	200
3	5	1970	* Iowa State	W 107-79	44	84	.524	19	27	.704	56	19	107	200
3	7	1970	* Missouri	W 80-69	25	60	.417	30	46	.652	38	18	80	200


#Big Eight Christmas Tournament - Kansas City; \*Big Eight Conference; ^Lobo Classic, Albuquerque, N.M.

Player	GP	FG	FGA	Pct	FT	FTA	Pct	TR	RPG	PF	FO	TP	PPG
Meely, Cliff	26	197	482	.409	150	224	.670	332	12.8	84	6	544	20.9
Tope, Gordon	26	121	307	.394	116	146	.795	59	2.3	70	2	358	13.8
Mitchell, Dudley	26	117	259	.452	24	33	.727	74	2.8	62	3	258	9.9
Coleman, Mike	26	98	237	.414	56	85	.659	172	6.6	71	1	252	9.7
Creighton, Jim	26	86	161	.534	61	84	.726	177	6.8	62	4	233	9.0
Wedgeworth, Tim	14	35	66	.530	23	36	.639	61	4.4	27	0	93	6.6
Shell, Freddie	24	54	111	.486	24	47	.511	63	2.6	27	0	132	5.5
Richardson, Tim	14	6	13	.462	8	17	.471	27	1.9	12	0	20	1.4
Hyink, Bruce	19	8	19	.421	8	19	.421	20	1.1	22	0	24	1.3
Jameson, Terry	22	10	17	.588	7	15	.467	19	0.9	23	0	27	1.2
Smith, Scoopy	16	7	22	.318	3	12	.250	15	0.9	8	0	17	1.1
Bush, Bob	10	3	11	.273	2	6	.333	7	0.7	6	0	8	0.8
Pickens, Boyd	13	4	14	.286	2	4	.500	10	0.8	8	0	10	0.8
Maulsby, Ron	17	5	16	.313	0	3	.000	6	0.4	9	0	10	0.6
TEAM								47					
	26	751	1735	.433	484	731	.662	1089	41.9	491	16	1986	76.4

### 14-12 (7-7 Big Eight) Head Coach: Sox Walseth Assistant: Chuck Gardner

#	Name	Class	Pos.	Ht.	Wt.	Hometown (High School)
10	Bush, Bob	So.	G	6-1	180	Keenesburg, Colo.
23	Coleman, Mike	Sr.	F	6-5	205	Grand Rapids, Mich. (Ottawa Hill)
24	Creighton, Jim	So.	F	6-7	195	Denver, Colo. (North)
25	Hyink, Bruce	Sr.	C	6-10	210	Chicago, Ill. (Sandburg)
3	Jameson, Terry	Jr.	G	5-11	170	Denver, Colo. (Regis)
12	Maulsby, Ron	Jr.	G	6-2	185	Boulder, Colo. (Fairview)
20	Meely, Cliff	Jr.	C	6-8	215	Chicago, Ill. (Harlan/Northeastern JC)
5	Mitchell, Dudley	Jr.	G	6-3	190	Denver, Colo. (Thomas Jefferson)
21	Pickens, Boyd	So.	F	6-6	195	Aurora, Colo. (Central)
14	Richardson, Tim	Sr.	F	6-5	185	Independence, Mo.
31	Shell, Freddie	Jr.	G	6-2	180	Chicago, Ill. (Harlan)
15	Smith, Scoopy	Sr.	G	6-3	185	Camden, N.J.
4	Tope, Gordon	Sr.	G	5-11	165	La Crescenta, Calif. (Valley)
11	Wedgeworth, Tim	Jr.	F	6-6	190	Denver, Colo. (Manual)

Home: 10-1 Road: 2-8 Neutral: 2-3



Gordon Tope

### SEASON NOTES

- The Buffs started the season ranked 10th in the AP pre-season basketball poll.
- Cliff Meely and Gordon Tope were named Big Eight Conference first team selections. It's the fifth time a CU pair were named to the first team (Gardner/P. Frink, 1964-65; Charlton/Davis, 1962-63; Gilmore/Charlton, 1961-62; Halderson/Jeangerard, 1954-55).
- Cliff Meely finished third in Big Eight scoring (20.9), while teammate Gordon Tope was 10th (13.8 ppg.). Meely was second in rebounding (12.8); Tope (.731) and Jim Creighton (.711) were 10th and 11th, respectively in FT%. Creighton finished second in FG% (.531).
- On Dec. 27, the Buffs defeated Nebraska, 72-60, for CU's 11th straight win over the Huskers.
- On Dec. 29, after trailing by 15 points at the half, the Buffs rallied to beat Missouri 75-73 and advanced to the Big Eight Christmas Tournament final.
- Cliff Meely finished second in the conference in rebounding (196) and third in scoring (295).
- Meely scored 544 points to rank second among all CU scorers; his 332 rebounds ranks third.

M	D	Year	Opponent	Score	FG	FGA	Pct.	FT	FTA	Pct	TR	PF	Pts	Min.
12	1	1970	New Mexico	L 63-66	27	59	.458	9	21	.429	31	25	63	200
12	2	1970	Air Force	W 84-66	36	64	.563	12	26	.462	36	20	84	200
12	7	1970	UTEP	W 78-68	25	44	.568	28	37	.757	34	19	78	200
12	8	1970	Cal-Santa Barbara	W 61-59	22	57	.386	17	26	.654	33	19	61	200
12	21	1970	at Wichita State	L 69-79	31	67	.463	7	14	.500	36	15	69	200
12	22	1970	at Texas Tech	W 67-66	24	43	.558	19	31	.613	37	15	67	200
12	28	1970	# vs. Kansas State	W 59-56	18	51	.353	23	37	.622	39	18	59	200
12	29	1970	# vs. Nebraska	L 67-77	29	54	.537	9	20	.450	21	16	67	200
12	30	1970	# vs. Iowa State	W 70-64	25	62	.403	20	32	.625	38	23	70	200
1	2	1971	at Long Beach State	L 62-84	25	66	.379	12	21	.571	43	24	62	200
1	4	1971	at San Diego State	W 85-77	35	71	.493	15	22	.682	34	15	85	200
1	6	1971	at Cal-Hrvine	W 68-65	27	53	.509	14	21	.667	31	11	68	200
1	16	1971	* at Oklahoma	L 73-88	27	72	.375	19	29	.655	31	18	73	200
1	18	1971	* at Oklahoma State	W 62-59	26	55	.473	10	19	.526	36	20	62	200
1	23	1971	* Iowa State	W 95-82	37	71	.521	21	29	.724	39	15	95	200
1	30	1971	* Kansas State	W 86-72	37	71	.521	12	26	.462	24	25	86	200
2	6	1971	* at Missouri	L 76-81	29	66	.439	18	28	.643	29	21	76	200
2	8	1971	* at Kansas	L 67-91	24	61	.393	19	22	.864	33	21	67	200
2	13	1971	* Oklahoma	W 99-69	40	72	.556	19	22	.864	45	16	99	200
2	16	1971	* Nebraska	L 63-65	26	64	.406	11	21	.524	31	20	63	200
2	20	1971	* at Kansas State	L 72-84	30	75	.400	12	20	.600	37	22	72	200
2	27	1971	* Kansas	L 65-66	27	57	.474	11	18	.611	31	18	65	200
3	1	1971	* Missouri	L 71-76	28	67	.418	15	23	.652	36	28	71	200
3	6	1971	* at Nebraska	L 71-85	23	72	.319	15	27	.556	39	19	71	200
3	8	1971	* at Iowa State	W 77-73	30	54	.556	17	31	.548	50	10	77	200
3	11	1971	* Oklahoma State	W 90-68	38	67	.567	14	23	.609	42	19	90	200


#Big Eight Christmas Tournament - Kansas City; \*Big Eight Conference

Player	GP	FG	FGA	Pct	FT	FTA	Pct	TR	RPG	PF	FO	TP	PPG
Meely, Cliff	26	282	566	.498	165	237	.696	302	11.6	79	3	729	28.0
Creighton, Jim	26	126	237	.532	91	139	.655	212	8.2	59	3	343	13.2
Mitchell, Dudley	26	132	311	.424	21	31	.677	53	2.0	54	1	285	11.0
Aaker, Steve	26	58	150	.387	37	67	.552	119	4.6	70	4	153	5.9
Shell, Freddie	23	35	94	.372	16	30	.533	61	2.7	40	1	86	3.7
Maulsby, Ron	25	23	45	.511	8	17	.471	29	1.2	30	0	54	2.2
Teets, Marc	26	24	66	.364	9	17	.529	22	0.8	30	0	57	2.2
Hofman, Bob	26	16	29	.552	19	43	.442	26	1.0	42	2	51	2.0
McCoy, Larry	22	16	42	.381	12	21	.571	22	1.0	23	0	44	2.0
Mitchell, Doug	20	17	34	.500	5	12	.417	24	1.2	12	1	39	2.0
Bush, Bob	5	0	2	.000	2	2	1.000	2	0.4	0	0	2	0.4
Pickens, Boyd	16	3	8	.375	0	1	.000	8	0.5	9	0	6	0.4
Smith, John	16	3	9	.333	0	4	.000	13	0.8	10	0	6	0.4
TEAM								119					
	<b>26</b>	<b>735</b>	<b>1593</b>	<b>.461</b>	<b>385</b>	<b>621</b>	<b>.620</b>	<b>1012</b>	<b>38.9</b>	<b>458</b>	<b>15</b>	<b>1855</b>	<b>71.3</b>

### 14-12 (6-8 Big Eight) Head Coach: Sox Walseth Assistant: Chuck Gardner

#	Name	Class	Pos.	Ht.	Wt.	Hometown (High School)
25	Aaker, Steve	Jr.	F	6-6	205	Wheat Ridge, Colo.
10	Bush, Bob	Jr.	G	6-1	180	Keenesburg, Colo.
24	Creighton, Jim	Jr.	C	6-7	190	Denver, Colo. (North)
4	Hofman, Bob	So.	G	5-10	155	Pasadena, Calif.
3	Jameson, Terry	Sr.	G	5-11	170	Denver, Colo. (Regis)
31	Kelly, Pat	So.	G/F	6-2	180	Denver, Colo. (Regis)
12	Maulsby, Ron	Sr.	G	6-2	185	Boulder, Colo. (Fairview)
15	McCoy, Larry	Jr.	G	6-3	170	Wheat Ridge, Colo.
20	Meely, Cliff	Sr.	F/C	6-8	215	Chicago, Ill. (Harlan/Northeastern JC)
22	Mitchell, Doug	So.	F	6-4	215	Littleton, Colo. (Arapahoe)
5	Mitchell, Dudley	Sr.	G	6-3	195	Denver, Colo. (Thomas Jefferson)
21	Pickens, Boyd	Jr.	F	6-6	200	Aurora, Colo. (Hinkley)
13	Shell, Freddie	Sr.	G/F	6-1	180	Chicago, Ill. (Harlan)
23	Smith, John	So.	C	6-7	190	Pueblo, Colo. (Centennial)
14	Teets, Marc	So.	G/F	6-3	180	Wheat Ridge, Colo.
11	Wilkerson, Mill	So.	F	6-2	170	Pueblo, Colo. (Centennial)

Home: 7-4 Road: 5-7 Neutral: 2-1



Cliff Meely

### SEASON NOTES

- Senior Cliff Meely firmly established himself as the greatest scorer in Big Eight history. Meely was the first player in the Big Eight to average more than 30 points per game in conference play during a single season.
- Meely garnered first-team All-America and All-Big Eight honors.
- Meely scored 427 conference points, an average of 30.5 points per game, in 14 league contests to win the scoring title for the second time in three years.
- On Dec. 22, Meely became CU's all-time leading scorer with a 22-point performance against Texas Tech, surpassing Ken Charlton (1,342 points).
- On Feb. 13, Meely scored a Big Eight record 47 points with 25 rebounds in a 99-69 win over Oklahoma.
- Jim Creighton was 13th in Big Eight scoring (13.2 ppg.), all games, and fifth in FG% (.538).
- In his three years, Meely would become the fifth player to average a double-double during a season, and the sixth, seventh, eighth time a CU player accomplished that feat. He would also become the first CU player to average at least 20 points a game in three straight seasons.
- Meely also holds the top-three single season scoring marks; Fieldhouse scoring record (47); rebounds (25) and field goals made (19). And of the 19 individual records kept in the media guide at that time (since 1937), Meely held 14 records.

## 1971-72

M	D	Year	Opponent	Score	FG	FGA	Pct.	FT	FTA	Pct	TR	PF	Pts	Min.
12	1	1971	San Diego State	L 68-79	20	62	.323	13	18	.722	41	14	53	200
12	4	1971	at Air Force	L 77-78	30	64	.469	17	24	.708	43	23	77	200
12	6	1971	Washington	L 67-72	23	60	.383	21	31	.677	29	15	67	200
12	8	1971	Wichita State	L 55-70	22	64	.344	11	16	.688	29	15	55	200
12	10	1971	Texas Tech	W 89-77	39	65	.600	11	20	.550	21	17	89	200
12	21	1971	at UTEP	L 57-83	20	50	.400	17	27	.630	19	19	57	200
12	22	1971	at New Mexico State	L 53-71	20	65	.308	13	19	.684	47	14	53	200
12	27	1971	# vs. Oklahoma State	W 83-62	31	57	.544	21	36	.583	37	25	83	200
12	29	1971	# vs. Missouri	L 57-86	19	56	.339	19	29	.655	33	21	57	200
12	30	1971	# vs. Iowa State	L 82-87	31	61	.508	20	29	.690	34	25	82	200
1	4	1972	at Tulane	W 75-74 (ot)	26	56	.464	23	31	.742	40	34	75	225
1	6	1972	at Houston	L 66-70	26	53	.491	14	22	.636	28	14	66	200
1	15	1972	* at Nebraska	L 55-67	19	47	.404	17	26	.654	29	17	55	200
1	17	1972	* at Iowa State	L 59-76	22	57	.386	15	23	.652	37	12	59	200
1	22	1972	* Kansas	W 74-69	25	55	.455	24	32	.750	41	15	74	200
1	29	1972	* Missouri	L 67-79	26	69	.377	15	22	.682	31	17	67	200
2	5	1972	* at Oklahoma	L 65-78	27	66	.409	11	21	.524	40	19	65	200
2	7	1972	* at Oklahoma State	L 53-72	22	50	.440	9	20	.450	21	14	53	200
2	12	1972	* Kansas State	L 71-89	27	67	.403	17	36	.472	40	25	71	200
2	14	1972	* Iowa State	W 82-75	29	62	.468	24	35	.686	32	14	82	200
2	19	1972	* at Missouri	L 52-59	17	50	.340	18	23	.783	38	17	52	200
2	21	1972	* at Kansas	L 59-71	22	55	.400	15	21	.714	36	17	59	200
2	26	1972	* Nebraska	W 67-57	24	59	.407	19	34	.559	36	14	67	200
2	28	1972	* Oklahoma	L 66-74	28	75	.373	10	16	.625	43	16	66	200
3	4	1972	* at Kansas State	L 55-73	24	65	.369	7	15	.467	40	20	55	200
3	8	1972	* Oklahoma State	W 61-59	24	62	.387	13	20	.650	39	15	61	200

#Big Eight Christmas Tournament - Kansas City; \*Big Eight Conference


Player	GP	FG	FGA	Pct	FT	FTA	Pct	TR	RPG	PF	FO	TP	PPG
Creighton, Jim	26	160	373	.429	136	222	.613	264	10.2	64	3	456	17.5
Wedman, Scott	26	132	291	.454	68	103	.660	228	8.8	75	4	332	12.8
Haven, Lee	26	85	204	.417	69	99	.697	96	3.7	48	1	239	9.2
Wright, Jerry	23	89	222	.401	32	45	.711	47	2.0	70	0	210	9.1
Teets, Marc	22	44	109	.404	22	30	.733	28	1.3	41	1	110	5.0
Pickens, Boyd	26	37	110	.336	39	62	.629	84	3.2	52	3	113	4.3
Hofman, Bob	2	3	10	.300	2	3	.667	7	3.5	4	0	8	4.0
McCoy, Larry	19	27	55	.491	14	20	.700	31	1.6	17	0	68	3.6
Smith, John	23	29	62	.468	12	29	.414	43	1.9	41	4	70	3.0
Kelly, Pat	25	21	63	.333	13	22	.591	34	1.4	28	0	55	2.2
Mullin, Daryl	16	8	25	.320	2	3	.667	4	0.3	11	0	18	1.1
Chaussee, Mike	18	8	24	.333	2	4	.500	15	0.8	7	0	18	1.0
England, Tim	14	4	8	.500	6	9	.667	8	0.6	1	0	14	1.0
Bush, Bob	9	2	13	.154	3	3	1.000	1	0.1	5	0	7	0.8
Kennedy, Tom	6	0	2	.000	0	1	.000	1	0.2	2	0	0	0.0
TEAM								65					
<b>26</b>	<b>649</b>	<b>1571</b>	<b>.413</b>	<b>420</b>	<b>655</b>	<b>.641</b>	<b>956</b>	<b>36.8</b>	<b>466</b>	<b>16</b>	<b>1718</b>	<b>66.1</b>	

### 7-19 (4-10 Big Eight) Head Coach: Sox Walseth

Assistant: Chuck Gardner

#	Name	Class	Pos.	Ht.	Wt.	Hometown (High School)
	Aaker, Steve	Sr.	F	6-5	215	Wheat Ridge, Colo.
22	Bush, Bob	So.	G	6-2	190	Keenesburg, Colo.
10	Chaussee, Mike	So.	F	6-5	190	Colorado Spgs., Colo. (Wasson)
24	Creighton, Jim	Sr.	C	6-7	190	Denver, Colo. (North)
25	England, Tim	So.	F	6-4	185	Pueblo, Colo. (South)
15	Haven, Lee	So.	G/F	6-4	195	Newport Beach, Calif. (Harbor)
12	Hofman, Bob	Jr.	G	5-11	165	Pasadena, Calif.
12	Kelly, Pat	So.	F	6-2	180	Denver, Colo. (Regis)
22	Kennedy, Tom	So.	C	6-7	190	Palos Verdes Estates, Calif.
11	McCoy, Larry	Sr.	G/F	6-3	180	Wheat Ridge, Colo.
	Mitchell, Doug	Jr.	F	6-4	210	Littleton, Colo. (Arapahoe)
3	Mullin, Darryl	So.	G	5-9	150	Los Angeles, Calif. (Locke)
21	Pickens, Boyd	Sr.	F/C	6-6	200	Aurora, Colo. (Hinkley)
	Smiley, Tim	So.	G	6-2	175	Cherry Creek, Colo.
23	Smith, John	Jr.	C	6-6	195	Pueblo, Colo. (Centennial)
14	Teets, Marc	Jr.	G	6-3	180	Wheat Ridge, Colo.
	Tiefel, Doug	So.	F	6-4	170	Denver, Colo. (North)
4	Wedman, Scott	So.	F	6-5	190	Denver, Colo. (Mullen)
	Williams, Marty	So.	F	6-2	175	Alameda, Colo.
5	Wright, Jerome	Jr.	G	6-1	170	Muncie, Ind. (South)

Home: 5-6 Road: 1-11 Neutral: 1-2



Jim Creighton

### SEASON NOTES

- Jim Creighton, a Big Eight first team selection, capped his final season leading the Buffs in scoring (17.5 ppg.) and rebounding (10.2 rpg.). He would also become the sixth player at CU to average a double-double, and the ninth time the feat to be accomplished.
- Creighton finished fourth among all Big Eight scorers and fourth in rebounding.
- First-year standout Scott Wedman was 14th in scoring (12.8 ppg.) and seventh in rebounding (8.8 rpg.).
- Forward Doug Mitchell missed the 1971-72 campaign after undergoing knee surgery to repair ligament damage before the season.
- On Jan. 4, the Buffs edged Tulane in overtime, 75-74, after trailing 64-58 with 90 seconds remaining in regulation.
- On Jan. 22, the Buffs beat Kansas 74-69 for CU's first Big Eight victory of the season.
- On March 8, the Buffs finished the season by defeating Oklahoma State 61-59 behind Jim Creighton's 16 points and 12 rebounds.



M	D	Year	Opponent	Score	FG	FGA	Pct.	FT	FTA	Pct	TR	PF	Pts	Ast	TO	Min.
12	2	1972	Air Force	W 60-52	25	58	.431	10	15	.667	31	14	60		18	200
12	4	1972	Houston	L 72-77	31	70	.443	10	15	.667	32	17	72		18	200
12	6	1972	Tulane	W 97-86	40	86	.465	17	24	.708	47	27	97		14	200
12	9	1972	New Mexico State	W 89-77	31	64	.484	25	35	.714	38	31	87		18	200
12	11	1972	Long Beach State	L 69-93	31	78	.397	7	15	.467	35	19	69		19	200
12	23	1972	at New Mexico	L 71-92	27	63	.429	17	25	.680	30	27	71			200
12	27	1972	# vs. Missouri	L 78-98	31	67	.463	16	24	.667	32	19	78	7	19	200
12	29	1972	# vs. Oklahoma State	L 61-66	24	70	.343	13	18	.722	36	21	61	10	12	200
12	30	1972	# vs. Kansas	W 71-68	28	66	.424	15	26	.577	38	12	71	12	16	200
1	2	1973	at San Diego State	L 60-65	26	67	.388	8	14	.571	40	22	60			200
1	8	1973	at UNLV	L 62-64	29	75	.387	4	8	.500	38	18	62			200
1	13	1973	* at Kansas	L 58-67	24	64	.375	10	13	.769	31	22	58	3		200
1	15	1973	* at Missouri	W 81-79 (ot)	32	71	.451	17	22	.773	19	23	81			225
1	22	1973	* Oklahoma State	W 72-68	33	80	.413	6	9	.667	33	20	72		13	200
1	27	1973	* Oklahoma	W 90-69	37	72	.514	16	24	.667	33	25	90		15	200
2	3	1973	* at Iowa State	W 83-81 (ot)	27	58	.466	25	30	.833	32	18	79		15	225
2	6	1973	* at Nebraska	W 67-59	32	79	.405	7	15	.467	42	14	71		12	200
2	10	1973	* Kansas State	L 62-81	28	70	.400	6	11	.545	39	22	62			200
2	12	1973	at Creighton	L 67-76	27	50	.540	13	18	.722	27	25	67			200
2	17	1973	* Missouri	W 77-68 (ot)	33	78	.423	11	18	.611	43	25	77			225
2	19	1973	* Kansas	W 72-66	28	66	.424	16	32	.500	48	19	72			200
2	24	1973	* at Oklahoma State	L 66-70	25	69	.362	16	24	.667	42	29	66			200
2	26	1973	* Oklahoma	L 68-78									68			
3	3	1973	* Iowa State	W 79-74	34	51	.667	15	18	.833	22	26	83			200
3	6	1973	* Nebraska	W 71-63	32	79	.405	7	15	.467	42	14	71		12	200
3	10	1973	* at Kansas State	L 66-76	31	73	.425	4	6	.667	33	16	66		12	200

#Big Eight Christmas Tournament - Kansas City; \*Big Eight Conference

Player	GP	FG	FGA	Pct	FT	FTA	Pct	TR	RPG	PF	FO	TP	PPG
Wedman, Scott	26	185	383	.483	90	111	.811	242	9.3	88	4	460	17.7
Logan, Dave	13	67	172	.390	27	46	.587	69	5.3	21	0	161	12.4
Haven, Lee	23	105	225	.467	50	70	.714	74	3.2	38	1	260	11.3
Teets, Marc	26	81	215	.377	18	25	.720	31	1.2	52	3	180	6.9
Aaker, Steve	26	74	168	.440	23	53	.434	146	5.6	86	5	171	6.6
Wright, Jerry	24	70	158	.443	17	25	.680	48	2.0	40	0	157	6.5
Cole, Bill	26	55	120	.458	42	57	.737	90	3.5	93	10	152	5.8
Kelly, Pat	25	54	130	.415	5	12	.417	61	2.4	45	0	113	4.5
Mitchell, Doug	15	29	66	.439	6	9	.667	25	1.7	20	0	64	4.3
Mueller, Greg	15	17	40	.425	6	8	.750	27	1.8	14	0	40	2.7
Smith, John	6	5	10	.500	3	5	.600	8	1.3	6	0	13	2.2
Hofman, Bob	24	15	42	.357	13	25	.520	15	0.6	32	0	43	1.8
Wrigley, Ron	22	8	28	.286	22	38	.579	24	1.1	12	0	38	1.7
Arguello, Rick	4	3	3	1.000	0	0	.000	3	0.8	0	0	6	1.5
England, Tim	9	2	5	.400	5	7	.714	7	0.8	1	0	9	1.0
Carpenter, Jim	2	0	0	.000	0	0	.000	0	0.0	0	0	0	0.0
Dunsmoor, Kurt	2	0	0	.000	0	0	.000	1	0.5	1	0	0	0.0
TEAM								109					
	26	770	1765	.436	327	491	.666	980	37.7	549	23	1867	71.8

### 13-13 (9-5 Big Eight) Head Coach: Sox Walseth

Assistants: Gary Hulst, Sessions Harlan

#	Name	Class	Pos.	Ht.	Wt.	Hometown (High School)
15	Aaker, Steve	Sr.	F	6-5	215	Wheat Ridge, Colo.
	Arguello, Rick	So.	G	5-10	146	Westin, Colo. (Primero)
	Carpenter, Jim	So.	C	6-8	200	Thornton, Colo. (Highland)
12	Cole, Bill	Jr.	F	6-5	210	Denver, Colo. (Mullen)
	Crawford, Del	So.	G	6-0	165	Denver, Colo. (East)
	Cummins, Jim	Fr.	F	6-5	165	Fort Lupton, Colo.
	Dunsmoor, Kurt	So.	G	6-2	190	Fowler, Colo.
25	England, Tim	Jr.	F	6-4	190	Pueblo, Colo. (South)
	Engles, Chris	So.	G	5-11	175	Boulder, Colo. (Fairview)
11	Haven, Lee	Jr.	G/F	6-4	210	Newport Beach, Calif. (Harbor)
3	Hofman, Bob	Jr.	G	5-11	160	Pasadena, Calif.
4	Kelly, Pat	Jr.	G	6-2	187	Denver, Colo. (Regis)
	Lawrence, Tom	Fr.	G	6-2	180	Aurora, Colo. (Central)
22	Logan, David	Fr.	F	6-5	215	Wheat Ridge, Colo. (Wheat Ridge)
22	Mitchell, Doug	Jr.	F	6-4	210	Littleton, Colo. (Arapahoe)
21	Mueller, Greg	Fr.	F	6-7	195	Denver, Colo. (St. Francis)
	Mullin, Darryl	Jr.	G	5-10	162	Los Angeles, Calif. (Locke)
23	Smith, John	Sr.	C	6-8	200	Pueblo, Colo. (Centennial)
10	Teets, Marc	Sr.	G	6-3	180	Wheat Ridge, Colo.
14	Wedman, Scott	Jr.	F	6-7	215	Denver, Colo. (Mullen)
	Williams, Marty	So.	F	6-3	180	Alameda, Colo.
24	Wrigley, Ron	So.	C	6-7	200	San Diego, Calif. (St. Augustine)
5	Wright, Jerry	Sr.	G	6-2	180	Muncie, Ind. (South)

Home: 9-3 Road: 3-8 Neutral: 1-2



Scott Wedman

### SEASON NOTES

- Head Coach Sox Walseth won his fifth conference coach of the year honor (Big Eight: 1961-62, 1962-63, 1968-69, 1972-73. Big Seven Conference: 1956-57).
- Forward Scott Wedman was named an All-Big Eight All-Conference first team selection.
- Wedman finished second in scoring conference totaling 278 points and an 19.8 per game average. He led the Buffs with a 17.7 ppg. and 9.3 rpg. average.
- Dave Logan (12.4 ppg.) became the first CU freshman to average over 10 points in a season.
- On Jan. 15, the Buffs defeated nationally ranked Missouri, 81-79, in overtime behind Lee Haven's 28 points. The Tigers would finish the season No. 15 AP/No. 17 UPI.
- On Feb. 3, CU played its best all-around game of the season in an 83-81 upset of Iowa State, which saw the Buffs shoot a blistering 66.7 percent from the field.
- On March 6, the Buffs beat Nebraska, 71-63, for CU's 14th win against the Cornhuskers in the last 18 games.

## 1973-74

M	D	Year	Opponent	Score	FG	FGA	Pct.	FT	FTA	Pct	TR	PF	Pts	Ast	TO	Min.
12	1	1973	at Air Force	W 65-61	21	60	.350	23	40	.575	48	19	65			200
12	3	1973	Arizona	L 76-91	32	90	.356	12	16	.750	37	21	76		19	200
12	5	1973	Long Beach State	W 73-71	35	80	.438	3	4	.750	31	10	73		13	200
12	8	1973	UNLV	L 81-86	33	64	.516	15	25	.600	20	22	81		18	200
12	10	1973	at St. Louis	L 66-76	30	68	.441	6	12	.500	37	22	66			200
12	15	1973	San Diego State	W 82-69	31	62	.500	20	35	.571	40	32	82		20	200
12	22	1973	Creighton	W 73-68	31	66	.470	11	17	.647	29	17	73		12	200
12	26	1973	# vs. Kansas	W 73-71	26	54	.481	21	31	.677	32	20	73	17	16	200
12	28	1973	# vs. Missouri	L 83-89	37	65	.569	9	11	.818	22	23	83	23	13	200
12	29	1973	# vs. Kansas State	L 82-84	35	67	.522	12	15	.800	31	20	82	19	14	200
1	3	1974	at Fresno State	L 70-80	30	79	.380	10	12	.833	40	21	70	13	15	200
1	5	1974	at UC-Santa Barbara	L 77-80	35	62	.565	7	10	.700	30	23	77	16	17	200
1	12	1974	* at Oklahoma State	W 67-65	25	53	.472	17	24	.708	34	24	67			200
1	14	1974	* at Oklahoma	L 66-91	25	63	.397	16	23	.696	28	15	66		17	200
1	19	1974	* Iowa State	L 66-81	28	64	.438	10	21	.476	26	22	66		20	200
1	21	1974	* Oklahoma State	W 90-67	35	69	.507	20	25	.800	38	14	90		24	200
1	26	1974	* Missouri	W 81-68	31	71	.437	19	28	.679	47	24	81		19	200
2	2	1974	* at Kansas State	L 56-57	26	71	.366	4	5	.800	33	25	56		9	200
2	4	1974	* at Kansas	L 66-81	27	71	.380	12	24	.500	29	18	66	7	13	200
2	9	1974	* Oklahoma	L 70-81	28	79	.354	14	21	.667	39	21	70		18	200
2	12	1974	* Nebraska	W 65-64	26	63	.413	13	20	.650	27	11	65		5	200
2	16	1974	* Kansas State	L 74-76	34	72	.472	6	8	.750	28	18	74		17	200
2	23	1974	* at Missouri	L 68-72	30	64	.469	8	17	.471	33	19	68			200
2	25	1974	* at Iowa State	L 61-69	26	70	.371	9	14	.643	44	21	61			200
3	2	1974	* Kansas	L 68-70	27			14	17	.824			68			200
3	5	1974	* at Nebraska	L 42-65	15	68	.221	12	20	.600	41	20	42	7	21	200

#Big Eight Christmas Tournament - Kansas City; \*-Big Eight Conference


Player	GP	FG	FGA	Pct	FT	FTA	Pct	TR	RPG	PF	FO	TP	PPG
Wedman, Scott	23	199	372	.535	61	97	.629	214	9.3	70	4	459	20.0
Logan, Dave	26	176	414	.425	61	88	.693	175	6.7	43	0	413	15.9
Haven, Lee	26	68	191	.356	41	61	.672	57	2.2	38	0	177	6.8
Lawrence, Tony	25	74	175	.423	21	30	.700	43	1.7	29	1	169	6.8
Wrigley, Ron	26	43	115	.374	51	76	.671	124	4.8	47	0	137	5.3
Cole, Bill	26	47	110	.427	28	44	.636	56	2.2	91	7	122	4.7
Mitchell, Doug	26	55	142	.387	10	16	.625	62	2.4	44	0	120	4.6
Kelly, Pat	26	50	115	.435	15	25	.600	40	1.5	48	0	115	4.4
Hofman, Bob	26	17	50	.340	22	34	.647	20	0.8	51	0	56	2.2
McDonald, Fred	21	20	51	.392	6	11	.545	52	2.5	40	1	46	2.2
England, Tim	2	1	2	.500	0	1	.000	1	0.5	0	0	2	1.0
Konopka, Bruno	14	5	21	.238	4	6	.667	3	0.2	7	0	14	1.0
Sferra, Jay	2	1	2	.500	0	1	.000	0	0.0	1	0	2	1.0
Layne, Doug	9	2	3	.667	2	4	.500	6	0.7	3	0	6	0.7
Hunt, Brad	1	0	0	.000	0	0	.000	0	0.0	0	0	0	0.0
TEAM								120					
	<b>26</b>	<b>758</b>	<b>1763</b>	<b>.430</b>	<b>322</b>	<b>494</b>	<b>.652</b>	<b>973</b>	<b>37.4</b>	<b>512</b>	<b>13</b>	<b>1838</b>	<b>70.7</b>

### 9-17 (4-10 Big Eight) Head Coach: Sox Walseth

Assistants: Gary Hulst, Sessions Harlan

#	Name	Class	Pos.	Ht.	Wt.	Hometown (High School)
	Arguello, Rick	Jr.	G	5-10	146	Westin, Colo. (Primer)
	Burns, Lewis	Jr.	C	6-5	220	Indianapolis, Ind. (Northwest)
	Carpenter, Jim	Jr.	C	6-8	200	Thornton, Colo. (Highland)
12	Cole, Bill	Sr.	F/C	6-5	205	Denver, Colo. (Mullen)
	Cummins, Jim	So.	F	6-5	185	Fort Lupton, Colo.
	Dunsmoor, Kurt	Jr.	G	6-2	190	Fowler, Colo.
10	England, Tim	Sr.	F	6-4	185	Pueblo, Colo. (South)
11	Haven, Lee	Sr.	G/F	6-5	205	Newport Beach, Calif. (Harbor)
3	Hofman, Bob	Sr.	G	5-11	160	Pasadena, Calif.
21	Hunt, Brad	Fr.	F	6-3	160	Morrison, Colo. (Bear Creek)
4	Kelly, Pat	Sr.	G	6-2	185	Denver, Colo. (Regis)
10	Konopka, Bruno	Jr.	F	6-5	200	Denver, Colo. (Thomas Jefferson)
5	Lawrence, Tony	Jr.	G	6-4	190	South Bend, Ind. (Adams)
	Lawrence, Tom	So.	G	6-2	185	Aurora, Colo. (Central)
21	Layne, Doug	So.	C	6-10	205	Oakland, Calif. (Castlemont)
22	Logan, David	So.	F	6-5	215	Wheat Ridge, Colo. (Wheat Ridge)
23	McDonald, Fred	Jr.	C	6-11	215	Oakland, Calif. (St. Elizabeth)
15	Mitchell, Doug	Sr.	G	6-4	210	Littleton, Colo. (Arapahoe)
	Mueller, Greg	So.	C	6-7	200	Denver, Colo. (St. Francis)
14	Sferra, Jay	Fr.	G	5-11	150	Syracuse, N.Y. (Christian Bros.)
14	Wedman, Scott	Sr.	F	6-7	215	Denver, Colo. (Mullen)
24	Wrigley, Ron	Jr.	C	6-7	205	San Diego, Calif. (St. Augustine)

Home: 6-6 Road: 2-9 Neutral: 1-2



Dave Logan

### SEASON NOTES

- Scott Wedman was named an All-Big Eight All-Conference first team selection for the second straight year.
- Wedman ranked third on CU's career rebounding charts, collecting 684 boards (9.1 rpg.); and the fourth most prolific scorer 1,251 points (16.7 ppg.).
- On Dec. 1, CU shot just 35 percent from the field and 23-of-40 FTs to defeat Air Force, 65-61.
- On Dec. 26, CU upset Kansas, 73-71 in the conference opener. KU would finish No. 7 (AP) and No. 10 (UPI) in the final polls.
- On Jan. 21, Scott Wedman scored 24 points with 11 rebounds in CU's 90-67 win over Oklahoma State.
- Wedman would be named to the 1970's Big Eight All-Decade second team.
- The 1973-74 team suffered 17 losses, 10 of which occurred 10 points or less (total of 53 points, 5.3 ppg.).

## 1974-75

M	D	Year	Opponent	Score	FG	FGA	Pct.	FT	FTA	Pct	TR	PF	Pts	Ast	TO	Min.
11	30	1974	at California	L 78-98	37	81	.457	4	9	.444	37	18	78	18	14	200
12	4	1974	St. Louis	W 85-81	32	68	.471	21	25	.840	31	21	85	18		200
12	7	1974	Fresno State	L 75-78	32	72	.444	11	15	.733	38	13	75	20	19	200
12	12	1974	Air Force	W 70-65	26	67	.388	18	22	.818	41	13	70	17	12	200
12	16	1974	California	L 76-85	33	76	.434	10	22	.455	27	21	76	23	15	200
12	19	1974	San Diego State	W 85-84	40	81	.494	5	8	.625	34	19	85	24	25	200
12	21	1974	at Arizona	L 63-84	27	65	.415	9	13	.692	33	23	63	9	34	200
12	27	1974	# vs. Iowa State	L 82-107	35	80	.438	12	22	.545	59	32	82	16	36	200
12	28	1974	# vs. Missouri	L 57-73	22	52	.423	13	19	.684	35	27	57	13	23	200
12	30	1974	# vs. Oklahoma State	L 73-101	27	67	.403	19	23	.826	24	19	73	15	25	200
1	3	1975	at Washington	L 61-90	24	68	.353	13	16	.813	37	18	61	20	15	200
1	4	1975	at Long Beach State	L 77-91	33	74	.446	11	17	.647	38	26	77	13	21	200
1	18	1975	* at Oklahoma	L 62-113	23	64	.359	16	25	.640	27	19	62	2	23	200
1	22	1975	* Kansas State	L 72-87	30	64	.469	12	16	.750	25	22	72	20	14	200
1	25	1975	* at Nebraska	L 59-85	20	59	.339	19	29	.655	35	21	59	10	21	200
1	29	1975	* at Kansas	L 59-81	21	56	.375	17	24	.708	31	26	59	11	23	200
2	1	1975	* Iowa State	L 90-101	35	83	.422	20	27	.741	37	18	90	22	19	200
2	5	1975	* Oklahoma State	W 83-62	33	72	.458	17	21	.810	41	26	83	17	15	200
2	8	1975	* at Missouri	L 75-93									75			200
2	12	1975	* at Kansas State	L 66-80	28	65	.431	10	10	1.000	30	20	66		21	200
2	15	1975	* Nebraska	W 62-61	19	63	.302	24	34	.706	54	30	62	9		200
2	19	1975	* at Oklahoma	W 90-87	31	67	.463	28	32	.875	35	25	90	18		200
2	22	1975	* at Iowa State	L 96-119	38	77	.494	20	30	.667	46	27	96	12		200
3	1	1975	* Kansas	L 76-78	33	69	.478	10	24	.417	27	22	76	9	16	200
3	5	1975	* at Oklahoma State	L 85-87	33	63	.524	19	25	.760	37	26	85	3	17	200
3	8	1975	* Missouri	W 106-97	38	73	.521	30	39	.769	49	34	106	24	21	200


#Big Eight Christmas Tournament - Kansas City; \*Big Eight Conference

Player	GP	FG	FGA	Pct	FT	FTA	Pct	TR	RPG	PF	FO	Ast	APG	TP	PPG
Lawrence, Tony	25	160	354	.452	72	91	.791	77	3.1	65	5	65	2.6	392	15.7
Mueller, Greg	25	136	301	.452	63	95	.663	150	6.0	91	8	21	0.8	335	13.4
Wrigley, Ron	26	92	213	.432	111	144	.771	186	7.2	73	5	42	1.6	295	11.3
Vaculik, Larry	26	95	200	.475	30	40	.750	158	6.1	48	1	29	1.1	220	8.5
McDonald, Fred	19	66	115	.574	21	33	.636	72	3.8	65	7	17	0.9	153	8.1
Konopka, Bruno	24	49	120	.408	20	26	.769	53	2.2	47	1	24	1.0	118	4.9
Hunt, Brad	26	59	142	.415	8	9	.889	27	1.0	30	1	21	0.8	126	4.8
Sferra, Jay	26	42	108	.389	31	46	.674	19	0.7	67	3	102	3.9	115	4.4
Cummins, Jim	3	6	12	.500	0	0	.000	6	2.0	3	0	4	1.3	12	4.0
Wente, Tom	23	19	68	.279	18	27	.667	64	2.8	35	2	11	0.5	56	2.4
Schoenhoff, Kurt	17	15	32	.469	10	25	.400	23	1.4	14	0	5	0.3	40	2.4
Arguello, Rick	22	20	49	.408	9	13	.692	22	1.0	25	0	32	1.5	49	2.2
Miller, Mike	14	11	35	.314	5	5	1.000	23	1.6	19	1	3	0.2	27	1.9
Berry, Alvin	8	5	19	.263	4	7	.571	8	1.0	8	0	6	0.8	14	1.8
Bolen, Dave	5	2	8	.250	1	1	1.000	4	0.8	5	0	3	0.6	5	1.0
Carpenter, Jim	6	2	10	.200	0	2	.000	12	2.0	2	0	3	0.5	4	0.7
White, Tom	7	1	7	.143	2	6	.333	3	0.4	2	0	5	0.7	4	0.6
Dunsmoor, Kurt	1	0	0	.000	0	0	.000	0	0.0	2	0	0	0.0	0	0.0
Greene, Ted	1	0	0	.000	0	0	.000	1	1.0	0	0	0	0.0	0	0.0
TEAM								182							
	26	780	1793	.435	405	570	.711	1060	40.8	601	34	393	15.1	1965	75.6

**7-19 (4-10 Big Eight) Head Coach: Sox Walseth**  
**Assistants: Sessions Harlan, Bob Portman**

#	Name	Class	Pos.	Ht.	Wt.	Hometown (High School)
3	Arguello, Rick	Sr.	G	5-10	146	Westin, Colo. (Primer)
12	Berry, Alvin	Fr.	F	6-4	185	Detroit, Mich. (Northeastern)
3	Bolen, Dave	Fr.	F	6-4	170	Bonn, West Germany (American H.S.)
	Burns, Lewis	Jr.	F	6-5	220	Indianapolis, Ind. (Northwest)
23	Carpenter, Jim	Jr.	C	6-8	200	Thornton, Colo. (Highland)
14	Cummins, Jim	So.	G	6-5	185	Fort Lupton, Colo.
	Dunsmoor, Kurt	Jr.	G	6-2	190	Fowler, Colo.
10	Hunt, Brad	So.	G/F	6-3	170	Bear Creek, Colo.
12	Konopka, Bruno	Sr.	F	6-5	200	Denver, Colo. (Thomas Jefferson)
	Lawrence, Tom	So.	G	6-2	185	Aurora, Colo.
5	Lawrence, Tony	Sr.	G	6-4	190	South Bend, Ind. (Adams)
	Logan, David	Jr.	G/F	6-5	215	Wheat Ridge, Colo. (Wheat Ridge)
23	McDonald, Fred	Sr.	C	6-11	215	Oakland, Calif. (St. Elizabeth)
11	Miller, Mike	So.	C	6-8	195	Bloomington, Ind.
15	Mueller, Greg	So.	F/C	6-7	210	Denver, Colo. (St. Francis)
	Mullin, Darryl	Sr.	G	5-10	160	Los Angeles, Calif.
14	Schoenhoff, Kurt	Fr.	F	6-7	200	Proviso, Ill. (W. Proviso)
4	Sferra, Jay	So.	G	5-10	150	Syracuse, N.Y. (Christian Bros.)
22	Vaculik, Larry	Fr.	F	6-8	200	Omaha, Neb. (Ryan)
21	Wente, Tom	Fr.	C	6-8	195	Rochester, Minn. (Lourdes)
24	Wrigley, Ron	Sr.	C	6-7	205	San Diego, Calif. (St. Augustine)

Home: 7-5 Road: 0-11 Neutral: 0-3



**Tony Lawrence**

### SEASON NOTES

- Tony Lawrence closed his CU career leading the Buffs in scoring (15 ppg.) and at the free throw line (.791).
- On Feb. 5, an 83-62 victory over Oklahoma State snapped the Buffs school record 11-game losing streak and gave CU their first conference win of the season.
- On Feb. 19, the Buffs converted 28-of-32 free throws en route to a 90-87 victory over Oklahoma avenging earlier season loss.
- On March 8, the Buffs closed out the season with a 106-97 win over Missouri, led by Ron Wrigley's 21 points and 11 rebounds.
- Wrigley wrapped up his senior campaign finishing first in rebounding (7.2 rpg.) and third in scoring (11.3 ppg.).

## 1975-76

M	D	Year	Opponent	Score	FG	FGA	Pct.	FT	FTA	Pct	TR	PF	Pts	Ast	TO	Blk	Stl	Min.
11	29	1975	New Mexico	L 75-78	25	62	.403	25	34	.735	41	25	75	18	19			200
12	1	1975	Northeast Louisiana	W 90-73	35	68	.515	20	26	.769	39	20	90	21	23			200
12	3	1975	UNLV	L 88-118	37	80	.463	14	22	.636	54	19	88	27	32			200
12	6	1975	at Air Force	W 52-49	19	49	.388	14	19	.737	45	26	52	8	24	2	1	200
12	13	1975	UTEP	L 65-75	22	58	.379	21	35	.600	37	29	65	11	19			200
12	17	1975	UC-Santa Barbara	L 56-70	22	59	.373	12	15	.800	28	10	56	10				200
12	20	1975	at USC	L 72-94	31	67	.463	10	16	.625	33	31	72	12	28	6	4	200
12	27	1975	# vs. Oklahoma	W 61-59	28	55	.509	5	8	.625	29	16	61	13	25	1	5	200
12	29	1975	# vs. Kansas	L 50-70	20	52	.385	10	17	.588	19	9	50	14	11	2	1	200
12	30	1975	# vs. Kansas State	L 55-60	25	52	.481	5	12	.417	25	15	55	12	17	1	8	200
1	3	1976	at Long Beach State	L 64-67	24	50	.480	16	24	.667	28	21	64	7	12	1	2	200
1	5	1976	at San Diego State	L 72-78	33	66	.500	6	9	.667	38	23	72	22	23			200
1	17	1976	* Oklahoma	W 71-69 (Zot)	27	58	.466	17	20	.850	33	21	71	22	15			250
1	21	1976	* at Kansas State	L 63-70	28	64	.438	7	8	.875	30		63	7	21	2	7	200
1	24	1976	* Nebraska	L 64-66	25	53	.472	14	18	.778	31	24	64	21	9			200
1	28	1976	* Kansas	L 50-51	20	59	.339	10	17	.588	32	16	50	6				200
1	31	1976	* at Iowa State	L 71-82	25	65	.385	21	28	.750	41	26	71	15				200
2	4	1976	* at Oklahoma State	L 76-85	30	65	.462	16	22	.727	49	23	76	4	20	1	0	200
2	7	1976	* Missouri	L 78-98	36	77	.468	6	9	.667	39	29	78	6	21			200
2	11	1976	* Kansas State	L 47-57	20	55	.364	7	11	.636	32	14	47	7	16			200
2	14	1976	* at Nebraska	L 61-80	23	57	.404	15	24	.625	32	21	61	8	25			200
2	18	1976	* at Oklahoma	L 69-81									69					200
2	21	1976	* Iowa State	W 92-83	34	65	.523	24	34	.706	39	26	92	15	23			200
2	28	1976	* at Kansas	W 68-66	28	59	.475	12	15	.800	38	13	68	10	15	4	5	200
3	3	1976	* Oklahoma State	W 86-83 (ot)	35	66	.530	16	20	.800	35	26	86	10	16			225
3	6	1976	* at Missouri	L 60-95									60					200

#Big Eight Christmas Tournament - Kansas City; \*-Big Eight Conference


Player	GP	FG	FGA	Pct	FT	FTA	Pct	TR	RPG	PF	FO	Ast	APG	TP	PPG
Lewis, Emmett	26	170	363	.468	49	67	.731	55	2.1	61	5	29	1.1	389	15.0
Logan, Dave	19	87	222	.392	69	96	.719	123	6.5	16	1	38	2.0	243	12.8
Mueller, Greg	26	125	280	.446	64	83	.771	128	4.9	91	0	36	1.4	314	12.1
Vaculik, Larry	26	101	200	.505	39	54	.722	188	7.2	69	2	30	1.2	241	9.3
Sferra, Jay	26	81	214	.379	37	48	.771	27	1.0	80	6	104	4.0	199	7.7
Schoenhoff, Kurt	26	38	82	.463	38	59	.644	96	3.7	51	2	13	0.5	114	4.4
Wente, Tom	23	36	69	.522	8	18	.444	90	3.9	57	3	15	0.7	80	3.5
Bullard, Clayton	26	18	49	.367	17	23	.739	23	0.9	17	0	21	0.8	53	2.0
Cummins, Jim	26	17	36	.472	11	14	.786	22	0.8	15	0	18	0.7	45	1.7
Hinga, Tom	11	8	22	.364	1	6	.167	11	1.0	18	0	2	0.2	17	1.5
Bolen, Dave	22	11	42	.262	4	12	.333	41	1.9	36	1	8	0.4	26	1.2
Hicks, Al	13	7	11	.636	1	3	.333	16	1.2	14	0	0	0.0	15	1.2
Berry, Alvin	12	4	13	.308	4	6	.667	8	0.7	6	0	6	0.5	12	1.0
Benjamin, Greg	6	1	5	.200	2	3	.667	3	0.5	3	0	1	0.2	4	0.7
White, Tom	3	1	4	.250	0	0	.000	1	0.3	2	0	0	0.0	2	0.7
TEAM								228							
	<b>26</b>	<b>705</b>	<b>1612</b>	<b>.437</b>	<b>344</b>	<b>492</b>	<b>.699</b>	<b>1060</b>	<b>40.8</b>	<b>536</b>	<b>20</b>	<b>321</b>	<b>12.3</b>	<b>1754</b>	<b>67.5</b>

### 7-19 (4-10 Big Eight) Head Coach: Sox Walseth

Assistants: Sessions Harlan, Bob Portman

#	Name	Class	Pos.	Ht.	Wt.	Hometown (High School)
33	Benjamin, Greg	Fr.	G/F	6-4	192	Thornton, Colo. (Highland)
31	Berry, Alvin	So.	G/F	6-4	173	Detroit, Mich. (Northeastern)
30	Bolen, Dave	So.	G/F	6-5	179	Bonn, West Germany (American H.S.)
25	Bullard, Clayton	Fr.	G	6-3	167	Omaha, Neb. (Central)
12	Cummins, Jim	Jr.	G/F	6-5	179	Fort Lupton, Colo.
23	Hicks, Alfred	Fr.	F/C	6-8	199	Denver, Colo. (South)
32	Hinga, Tom	Fr.	G/F	6-5	191	Muncie, Ind. (Northside)
10	Lewis, Emmett	Fr.	G	6-1	171	Gary, Ind. (Emerson)
24	Logan, David	Jr.	G/F	6-5	226	Wheat Ridge, Colo. (Wheat Ridge)
15	Mueller, Greg	Jr.	F/C	6-7	220	Denver, Colo. (St. Francis)
14	Schoenhoff, Kurt	So.	F/C	6-6	206	Westchester, Ill. (W. Proviso)
4	Sferra, Jay	Jr.	G	5-11	145	Syracuse, N.Y. (Christian Bros.)
22	Vaculik, Larry	So.	F/C	6-9	210	Omaha, Neb. (Ryan)
21	Wente, Tom	So.	F/C	6-8	206	Rochester, Minn. (Lourdes)
5	White, Tom	Sr.	G	6-0	176	Security, Colo. (Widefield)

Home: 4-8 Road: 2-9 Neutral: 1-2



Emmett Lewis

### SEASON NOTES

- On Nov. 29, freshman guard Emmett Lewis scored 31 points in his first collegiate game, a 78-75 loss to New Mexico.
- Lewis' 31 points is a CU freshman record in a college debut since the NCAA allowed freshmen to participate (Jan. 8, 1972).
- Lewis would become the first CU freshman to lead the team in scoring (15.0 ppg.) and first of four straight years leading the team in scoring.
- On Jan. 17, CU opened Big Eight Conference play with a 71-69 victory over Oklahoma. Dave Logan led the way for the Buffs with 19 points and eight rebounds.
- CU led the Big Eight in free throw percentage, connecting on 188-255 free throws for a .737 team average.
- Sox Walseth would coach his last season (20 years) with the men's basketball team becoming the all-time winningest coach in school history (261-245, .516). He was conference coach of the year five times; won three Big Eight titles; won 19 or more games three times; and tallied a top-4 or better placing in the conference 11 times.
- On April 4, Bill Blair was named CU's 12th head coach.

## 1976-77

M	D	Year	Opponent	Score	FG	FGA	Pct.	FT	FTA	Pct	TR	PF	Pts	Ast	TO	Blk	Stl	Min.
11	27	1976	at New Mexico	L 82-90	30	77	.390	22	27	.815	56		82					200
11	29	1976	at UTEP	L 67-84	23	50	.460	21	25	.840	24		67					200
12	4	1976	Air Force	W 75-56	30	69	.435	15	22	.682	40		75		21			200
12	6	1976	Jacksonville	W 89-72	36	63	.571	17	23	.739	22		89					200
12	11	1976	Arkansas-Little Rock	W 97-73	43	80	.538	11	18	.611	57	20	97	34	18	4	5	200
12	15	1976	Long Beach State	W 76-70	24	50	.480	28	41	.683	39	26	76	22	23	4	14	200
12	18	1976	Fort Lewis	W 99-76	42	83	.506	15	21	.714	41	27	99	29	16	4	12	200
12	21	1976	at Washington	L 62-81	25	71	.352	12	17	.706	39		62					200
12	28	1976	% vs. Nebraska	W 55-50	24	55	.436	7	14	.500	39		55					200
12	29	1976	% vs. Missouri	L 77-86	34	63	.540	9	13	.692	28		77					200
12	30	1976	% vs. Kansas State	L 55-62	24	50	.480	7	13	.538	27		55					200
1	3	1977	at UNLV	L 91-113	29	67	.433	33	44	.750	42		91					200
1	8	1977	* Iowa State	L 80-86	37	81	.457	6	10	.600	39		80					200
1	12	1977	* at Nebraska	L 54-69	20	55	.364	14	28	.500	34		54					200
1	15	1977	* Kansas State	W 78-75	32	64	.500	14	15	.933	34		78		20			200
1	19	1977	* Missouri	L 83-90	34	74	.459	15	19	.789	32		83					200
1	22	1977	* at Oklahoma	L 55-62	23	55	.418	9	11	.818	34	17	55	7	20	1	12	200
1	26	1977	* at Oklahoma State	L 68-78	27	63	.429	14	19	.737	39		68					200
1	29	1977	* at Kansas	L 70-79	23	55	.418	24	34	.706	32		70					200
2	2	1977	* Nebraska	L 62-73	28	55	.509	6	11	.545	25		62					200
2	5	1977	* at Kansas State	L 61-73	24	55	.436	13	14	.929	34		61					200
2	9	1977	* at Iowa State	W 64-62	21	41	.512	22	30	.733	41		64					200
2	11	1977	* Kansas	W 58-49	20	50	.400	18	26	.692	36		58					200
2	12	1977	* Oklahoma	W 79-65	30	55	.545	19	25	.760	25	27	79	27	15	1	6	200
2	16	1977	* at Missouri	L 74-101	33	69	.478	8	15	.533	29		74					200
2	19	1977	* Oklahoma State	W 63-52	23	54	.426	17	24	.708	42		63					200
2	26	1977	# at Oklahoma	L 56-68	25	63	.397	6	8	.750	36	25	56	12	17	1	4	200

%-Big Eight Christmas Tournament - Kansas City; \*-Big Eight Conference; #-Big Eight Conference Playoff - Norman, Okla.

Player	GP	FG	FGA	Pct	FT	FTA	Pct	TR	RPG	PF	FO	Ast	APG	TP	PPG
Lewis, Emmett	27	221	465	.475	87	114	.763	111	4.1	92	8	68	2.5	529	19.6
Vaculik, Larry	27	121	251	.482	58	80	.725	178	6.6	92	4	45	1.7	300	11.1
Bullard, Clayton	27	91	218	.417	79	103	.767	112	4.1	77	2	72	2.7	261	9.7
Ellis, Toney	27	99	242	.409	47	64	.734	73	2.7	83	5	138	5.1	245	9.1
Benjamin, Greg	27	55	111	.495	44	62	.710	107	4.0	73	2	30	1.1	154	5.7
Bolen, Dave	24	58	116	.500	18	34	.529	62	2.6	76	7	25	1.0	134	5.6
Sferra, Jay	14	23	60	.383	17	20	.850	12	0.9	30	2	36	2.6	63	4.5
Hinga, Tom	21	27	48	.563	11	23	.478	30	1.4	48	2	11	0.5	65	3.1
Schoenhoff, Kurt	27	24	60	.400	24	42	.571	88	3.3	69	4	16	0.6	72	2.7
Cummins, Jim	24	25	48	.521	9	13	.692	27	1.1	18	1	11	0.5	59	2.5
Knoche, Chris	18	10	17	.588	7	12	.583	13	0.7	8	0	3	0.2	27	1.5
Hicks, Al	4	2	4	.500	1	1	1.000	9	2.3	4	0	0	0.0	5	1.3
Vinson, Tim	10	6	15	.400	0	0	.000	2	0.2	4	0	4	0.4	12	1.2
Tolley, Royce	13	3	9	.333	0	0	.000	3	0.2	0	0	4	0.3	6	0.5
TEAM								138							
<b>27</b>	<b>765</b>	<b>1664</b>	<b>.460</b>	<b>402</b>	<b>568</b>	<b>.708</b>	<b>965</b>	<b>35.7</b>	<b>674</b>	<b>37</b>	<b>463</b>	<b>17.1</b>	<b>1932</b>	<b>71.6</b>	

### 11-16 (5-9 Big Eight) Head Coach: Bill Blair Assistants: Kevin O'Connor, Terry Truax

#	Name	Class	Pos.	Ht.	Wt.	Hometown (High School)
33	Benjamin, Greg	So.	F	6-4	199	Thornton, Colo. (Highland)
30	Bolen, Dave	Jr.	F	6-4	178	Bonn, West Germany (American H.S.)
25	Bullard, Clayton	So.	F	6-3	164	Omaha, Neb. (Central)
12	Cummins, Jim	Sr.	G	6-5	179	Fort Lupton, Colo.
11	Ellis, Toney	Fr.	G	6-0	170	Washington, D.C. (DeMatha)
23	Hicks, Alfred	So.	C	6-7	192	Denver, Colo. (South)
32	Hinga, Tom	So.	G/F	6-4	190	Muncie, Ind. (Northside)
10	Lewis, Emmett	So.	G	6-1	172	Gary, Ind. (Emerson)
14	Schoenhoff, Kurt	Jr.	F/C	6-6	209	Westchester, Ill. (W. Proviso)
4	Sferra, Jay	Sr.	G	5-9	160	Syracuse, N.Y. (Christian Bros.)
22	Vaculik, Larry	Jr.	C	6-8	215	Omaha, Neb. (Ryan)

Home: 9-3 Road: 1-11 Neutral: 1-2



Larry Vaculik

### SEASON NOTES

- Emmett Lewis capped one of the best seasons by a Buff averaging 19.6 ppg. (ninth all-time among points per game average). He scored 529 points, fourth most in school history.
- Lewis led the Big Eight in scoring (19.6 ppg.).
- In Bill Blair's first season as head coach, he led CU to an 11-16 record and a 5-9 mark in conference play.
- On Nov. 27, Emmett Lewis scored a game-high 29 points in a season-opening loss at New Mexico, 90-82. The previous year, he scored 31 points against the Lobos.
- On Jan. 15, Emmett Lewis paced the Buffs with 26 points to lead CU to its first conference victory, a 78-75 win over Kansas State.
- On Feb. 26, CU lost to Oklahoma, 68-56, in the inaugural Big Eight Post-season Tournament.
- Since 1948, Lewis is just the ninth player to lead CU in scoring in back-to-back seasons.



Billy Blair  
1976-77 - 1980-81

## 1977-78

M	D	Year	Opponent	Score	FG	FGA	Pct.	FT	FTA	Pct	TR	PF	Pts	Ast	TO	Blk	Stl	Min.
11	26	1977	Southern Colorado	W 86-57	36	78	.462	14	19	.737	53	22	86	28	17	2	10	200
11	30	1977	at Air Force	L 56-75	25	59	.424	6	9	.667	29	24	56	13	25	2	5	200
12	2	1977	at UCLA	L 70-104	29	69	.420	12	19	.632	36	35	70	11	29	3	0	200
12	6	1977	San Jose State	W 75-62	28	68	.412	19	34	.559	48	21	75	21	20	5	6	200
12	10	1977	Doane	W 103-61	38	80	.475	27	37	.730	56	24	103	31	19	6	8	200
12	15	1977	vs. Washington	L 70-81	25	70	.357	20	28	.714	36	31	70	26	20	1	4	200
12	17	1977	Northern Colorado	W 78-58	28	53	.528	22	33	.667	39	24	78	21	22	2	9	200
12	19	1977	at Jacksonville	W 62-61	24	46	.522	14	21	.667	22	23	62	2	11	3	3	200
12	21	1977	at Stetson	W 65-53	31	52	.596	3	4	.750	27	19	65	7	19	0	10	200
12	27	1977	% vs. Kansas State	L 72-82	32	69	.464	8	14	.571	48	26	72	15	24	2	1	200
12	29	1977	% vs. Oklahoma State	L 65-71	26	54	.481	13	15	.867	38	27	65	15	25	2	9	200
12	30	1977	% vs. Iowa State	L 79-83	30	70	.429	19	26	.731	30	30	79	12	16	0	3	200
1	8	1978	* at Iowa State	L 64-84	23	54	.426	18	23	.783	36	27	64	12	18	6	3	200
1	11	1978	* Nebraska	W 73-64	24	48	.500	25	34	.735	47	20	73	12	21	7	4	200
1	14	1978	* at Kansas State	L 52-68	22	48	.458	8	9	.889	28	18	52	4	21	1	5	200
1	18	1978	* at Missouri	L 68-70 (ot)	31	57	.544	6	13	.462	38	28	68	12	21	0	7	225
1	21	1978	* Oklahoma	L 66-73	20	31	.645	26	35	.743	41	31	66	22	18	5	2	200
1	25	1978	* Oklahoma State	L 64-70	27	63	.429	10	14	.714	30	24	64	15	7	3	1	200
1	28	1978	* at Kansas	L 56-85	19	52	.365	18	31	.581	31	19	56	10	21	3	5	200
2	1	1978	* at Nebraska	L 75-86	31	61	.508	13	17	.765	30	21	75	14	23	0	5	200
2	4	1978	* Kansas State	L 80-86	35	62	.565	10	14	.714	29	30	80	21	15	0	0	200
2	8	1978	* Iowa State	W 70-64	20	50	.400	30	39	.769	33	28	70	11	19	3	1	200
2	11	1978	* at Oklahoma	L 52-63	21	56	.375	10	16	.625	35	24	52	2	23	2	12	200
2	15	1978	* Missouri	W 69-63	28	60	.467	13	20	.650	34	28	69	17	14	3	3	200
2	18	1978	* at Oklahoma State	L 68-79	32	74	.432	4	7	.571	44	27	68	2	11	0	1	200
2	25	1978	* Kansas	L 60-70	20	50	.400	20	30	.667	36	25	60	14	25	2	1	200
2	28	1978	# at Kansas	L 66-82	27	70	.386	12	20	.600	49	21	66	15	23	4	6	200

%-Big Eight Christmas Tournament - Kansas City; \*-Big Eight Conference; #Big Eight Conference Playoff - Lawrence, Kan.

Player	GP	FG	FGA	Pct	FT	FTA	Pct	TR	RPG	PF	FO	TP	PPG	Ast	APG	TOA/TO	Blk	Stl	
Lewis, Emmett	25	133	305	.436	56	81	.691	85	3.4	72	3	322	12.9	44	1.8	58	0.8	0	24
Vaculik, Larry	27	134	270	.496	55	79	.696	185	6.9	84	5	323	12.0	21	0.8	48	0.4	17	10
Rutledge, Rob	27	105	220	.477	52	61	.852	73	2.7	77	4	262	9.7	42	1.6	66	0.6	1	7
Ellis, Toney	27	93	204	.456	40	58	.690	63	2.3	79	3	226	8.4	86	3.2	71	1.2	1	45
Johnson, Brian	24	56	149	.376	46	63	.730	101	4.2	75	8	158	6.6	17	0.7	71	0.2	7	5
Bullard, Clayton	23	51	110	.464	25	37	.676	56	2.4	50	1	127	5.5	55	2.4	37	1.5	2	8
Austin, Craig	26	53	113	.469	34	54	.630	68	2.6	69	1	140	5.4	13	0.5	36	0.4	10	7
Tuz, Jacques	26	38	92	.413	36	52	.692	71	2.7	54	3	112	4.3	39	1.5	55	0.7	15	11
Benjamin, Greg	21	23	58	.397	22	31	.710	50	2.4	41	1	68	3.2	22	1.0	26	0.8	4	4
Schoenhoff, Kurt	19	15	23	.652	15	34	.441	34	1.8	30	1	45	2.4	15	0.8	18	0.8	0	2
Bolen, Dave	10	8	23	.348	6	8	.750	16	1.6	15	1	22	2.2	9	0.9	8	1.1	4	0
Netherton, Dave	26	20	56	.357	9	20	.450	73	2.8	26	1	49	1.9	6	0.2	33	0.2	7	1
Hinga, Tom	5	2	4	.500	2	3	.667	4	0.8	3	0	6	1.2	5	1.0	2	2.5	0	5
Tolley, Royce	12	1	7	.143	2	2	1.000	3	0.3	2	0	4	0.3	12	1.0	6	2.0	0	1
TEAM								127											
	<b>27</b>	<b>732</b>	<b>1634</b>	<b>.448</b>	<b>400</b>	<b>583</b>	<b>.686</b>	<b>1009</b>	<b>37.4</b>	<b>677</b>	<b>32</b>	<b>1864</b>	<b>69.0</b>	<b>386</b>	<b>14.3</b>	<b>535</b>	<b>0.7</b>	<b>68</b>	<b>130</b>

### 9-18 (3-11 Big Eight) Head Coach: Bill Blair

Assistants: Kevin O'Connor, Terry Traux, Alvin Gentry

#	Name	Class	Pos.	Ht.	Wt.	Hometown (High School)
3	Austin, Craig	Fr.	F/C	6-8	219	Wheat Ridge, Colo. (Wheat Ridge)
33	Benjamin, Greg	Jr.	F	6-3	192	Thornton, Colo. (Highland)
30	Bolen, Dave	Sr.	F	6-5	178	Bonn, West Germany (American H.S.)
25	Bullard, Clayton	Jr.	G	6-3	167	Omaha, Neb. (Central)
11	Ellis, Toney	So.	G	5-11	157	Washington, D.C. (DeMatha)
15	Feeney, Jim	Fr.	G	5-11	169	Boulder, Colo. (Fairview)
32	Hinga, Tom	Jr.	F	6-4	191	Muncie, Ind. (Northside)
44	Johnson, Brian	Fr.	F	6-8	214	Englewood, Colo. (Cherry Creek)
10	Lewis, Emmett	Jr.	G	6-0	174	Gary, Ind. (Emerson)
20	Netherton, Dave	Fr.	C	6-9	207	Pueblo, Colo. (East)
43	Rutledge, Bobby	So.	G	6-6	160	Riviera Beach, Fla. (Miami-Dade JC)
14	Schoenhoff, Kurt	Sr.	F/C	6-5	215	Westchester, Ill. (W. Proviso)
24	Tolley, Royce	So.	G	6-2	180	Perry Park, Colo. (Douglas County)
23	Tuz, Jacques	Fr.	G/F	6-5	185	Newport Beach, Calif. (Corona Del Mar)
22	Vaculik, Larry	Sr.	F	6-8	218	Omaha, Neb. (Archbishop Ryan)

Home: 7-4 Road: 2-10 Neutral: 0-4



Jacques Tuz

### SEASON NOTES

- Emmett Lewis became the first CU player to lead the Buffs in scoring three straight years. He also finished 13th overall in Big Eight scoring (12.9 ppg.).
- Larry Vaculik was sixth in blocked shots (.63), 10th in conference rebounding (6.9 rpg.), and 16th in scoring (12.0 ppg.).
- Toney Ellis finished third in assists (3.2 apg.) and fourth in steals (1.7 spg.) among Big Eight leaders. The steals total was a CU high (45).
- On Dec. 10, CU recorded its widest margin of victory of the season in a 103-61 victory over Doan College. The 103 points scored by the Buffs also marked CU's season-high single-game point total.
- On Jan. 18, Vaculik recorded a season high 30 points and 14 rebounds in a 70-68 overtime loss to Missouri. Also in that game, forward Brian Johnson suffered a broken jaw.
- Bobby Rutledge finished second in the Big Eight in field goal percentage (.852), while Johnson was 10th (.730).

M	D	Year	Opponent	Score	FG	FGA	Pct.	FT	FTA	Pct	TR	PF	Pts	Ast	TO	Blk	Stl	Min.
11	25	1978	Air Force	W 54-50	21	50	.420	12	16	.750	30	21	54	10	16	1	1	200
11	27	1978	Stetson	W 74-71	26	58	.448	22	30	.733	34	19	74	11	18	3	4	200
11	29	1978	Colorado Mines	W 100-78	41	80	.513	18	23	.783	56	21	100	12	19	5	6	200
12	2	1978	South Dakota State	W 66-62	24	49	.490	18	26	.692	28	21	66	5	15	2	5	200
12	9	1978	Southern Methodist	W 72-70	28	54	.519	16	25	.640	25	20	72	15	12	2	1	200
12	11	1978	at Utah State	L 70-91	24	64	.375	22	29	.759	38	29	70	12	16	2	2	200
12	13	1978	Denver	W 97-70	38	64	.594	21	26	.808	42	21	97	14	20	3	3	200
12	16	1978	Northern Colorado	W 78-56	30	66	.455	18	26	.692	47	24	78	8	21	3	5	200
12	19	1978	at San Jose State	W 72-71	33	55	.600	6	11	.545	22	18	72	14	2	2	4	200
12	27	1978	% vs. Oklahoma State	W 66-64	23	61	.377	20	28	.714	45	24	66	13	14	3	4	200
12	29	1978	% vs. Nebraska	W 74-61	29	50	.580	16	22	.727	38	24	74	12	15	1	6	200
12	30	1978	% vs. Kansas	L 66-72	29	56	.518	8	13	.615	32	25	66	11	18	3	5	200
1	10	1979	* at Kansas State	L 56-58	26	47	.553	4	5	.800	21	14	56	9	22	5	11	200
1	13	1979	* Nebraska	W 64-61	25	52	.481	14	22	.636	33	22	64	7	13	1	6	200
1	17	1979	* at Iowa State	L 59-60	28	50	.560	3	8	.375	32	19	59	15	22	0	6	200
1	20	1979	* at Oklahoma	L 64-72	30	62	.484	4	6	.667	36	21	64	12	17	2	2	200
1	24	1979	* Missouri	W 82-69	30	58	.517	22	30	.733	27	25	82	9	10	0	6	200
1	27	1979	* Oklahoma State	W 63-55	25	49	.510	13	20	.650	30	18	63	14	17	2	2	200
1	31	1979	* at Kansas	L 51-56	23	56	.411	5	10	.500	33	23	51	8	17	5	7	200
2	3	1979	* at Nebraska	L 52-79	15	38	.395	22	29	.759	19	24	52	11	22	3	10	200
2	7	1979	* Iowa State	W 78-71	27	56	.482	24	32	.750	36	24	78	9	13	3	6	200
2	10	1979	* Kansas State	L 57-59	20	56	.357	17	20	.850	31	24	57	13	12	7	7	200
2	14	1979	* at Missouri	L 69-81	28	70	.400	13	18	.722	34	24	69	12	23	5	5	200
2	17	1979	* Oklahoma	L 62-67	25	51	.490	12	18	.667	29	20	62	6	14	3	2	200
2	21	1979	* at Oklahoma State	L 53-55	20	36	.556	13	18	.722	26	18	53	13	12	4	0	200
2	24	1979	* Kansas	L 60-71	27	58	.466	6	11	.545	32	27	60	14	21	2	4	200
2	27	1979	# at Oklahoma	L 57-77	25	61	.410	7	9	.778	39	26	57	10	18	2	3	200

%-Big Eight Christmas Tournament - Kansas City; \*-Big Eight Conference; #Big Eight Conference Playoff - Norman, Okla.

Player	GP	GS	FG	FGA	Pct	FT	FTA	Pct	TR	RPG	PF	FO	TP	PPG	Ast	APG	TO	A/TO	Blk	Stl	Min
Lewis, Emmett	26	24	183	387	.473	74	103	.718	93	3.6	51	0	440	16.9	48	1.8	50	1.0	2	23	739
Johnson, Brian	27	27	111	226	.491	56	78	.718	192	7.1	100	8	278	10.3	25	.9	75	0.3	8	9	792
Ellis, Toney	27	27	115	240	.479	32	41	.780	52	1.9	62	2	262	9.7	71	2.6	64	1.1	2	29	819
Austin, Craig	27	23	84	167	.503	52	70	.743	120	4.4	100	11	220	8.1	22	.8	52	0.4	15	9	613
Magno, Jack	27	11	62	108	.574	44	57	.772	82	3.0	75	5	168	6.2	20	.7	35	0.6	9	9	596
Bullard, Clayton	15	12	30	70	.429	17	24	.708	37	2.5	36	1	77	5.1	19	1.3	23	0.8	2	9	381
Benjamin, Greg	17	3	30	58	.517	16	20	.800	46	2.7	27	0	76	4.5	12	.7	23	0.5	2	3	237
Gorman, Mike	27	4	34	88	.386	52	77	.675	38	1.4	76	4	120	4.4	57	2.1	58	1.0	3	21	536
Netherton, Dave	25	4	39	78	.500	20	41	.488	80	3.2	48	0	98	3.9	4	.2	33	0.1	30	5	350
Washington, Joe	19	0	17	44	.386	7	10	.700	24	1.3	5	0	41	2.2	11	.6	12	0.9	0	3	164
Tolley, Royce	17	0	10	21	.476	4	6	.667	6	0.4	5	0	24	1.4	6	.4	8	0.8	1	2	95
Beckom, Dave	9	0	4	15	.267	2	8	.250	14	1.6	7	0	10	1.1	2	.2	6	0.3	0	1	67
Hinga, Tom	3	0	1	4	.250	0	1	.000	2	0.7	2	0	2	0.7	0	0	0	0.0	0	0	9
Van Deren, Scott	1	0	0	0	.000	0	0	.000	1	1.0	0	0	0	0.0	0	.0	0	0.0	0	0	2
TEAM									124												
	27		720	1506	.478	376	536	.701	911	33.7	594	31	1816	67.3	297	11.0	439	0.7	74	123	5400

### 14-13 (4-10 Big Eight) Head Coach: Bill Blair

Assistants: Kevin O'Connor, Terry Traux, Alvin Gentry

#	Name	Class	Pos.	Ht.	Wt.	Hometown (High School)
3	Austin, Craig	So.	F/C	6-8	215	Wheat Ridge, Colo. (Wheat Ridge)
13	Beckom, Dave	Jr.	F	6-6	215	Pittsburgh, Pa. (Penn Hall)
33	Benjamin, Greg	Sr.	G/F	6-4	200	Thornton, Colo. (Highland)
25	Bullard, Clayton	Sr.	G/F	6-3	175	Omaha, Neb. (Central)
11	Ellis, Toney	Jr.	G	6-0	163	Washington, D.C. (DeMatha)
5	Gorman, Mike	Jr.	G	5-11	175	Orlando, Fla. (Lake City JC)
32	Hinga, Tom	Sr.	F	6-4	195	Muncie, Ind. (Northside)
44	Johnson, Brian	So.	F	6-8	215	Englewood, Colo. (Cherry Creek)
10	Lewis, Emmett	Sr.	G	6-1	175	Gary, Ind. (Emerson)
22	Magno, Jack	Fr.	F	6-8	200	Boulder, Colo. (Boulder)
20	Netherton, Dave	So.	C	6-9	210	Pueblo, Colo. (East)
24	Tolley, Royce	Jr.	G	6-0	180	Perry Park, Colo. (Douglas County)
14	Washington, Joe	Fr.	G	6-1	175	Hyattsville, Md. (DeMatha)

Home: 11-3 Road: 1-9 Neutral: 2-1



Brian Johnson

### SEASON NOTES

- Emmett Lewis finished second in Big Eight scoring (16.9 ppg.) and named to the Big Eight All-Conference first team (AP & UPI) for the first time in his career.
- Lewis moved into second place on the Buffs' all-time scoring list finishing his four-year career (1,680 points). His career point total ranked ninth on the Big Eight's all-time scoring list.
- CU came roaring out of the gates, winning 10 of its first 11 games of the season to mark the best start in school history. The 2005-06 team also went 10-1 to open the season.
- On Dec. 2, CU's 66-62 victory over South Dakota State in Boulder marked the program's 700th win.
- On Dec. 30, in the Big Eight Christmas Tournament, the Buffs finished a surprising second, losing to Kansas. Lewis was named to the all-tournament team.
- The Buffs finished the season 14-13. It was the first time that a CU team had finished above .500 since the 1970-71 season.
- CU played its last game at the Balch Fieldhouse on Feb. 24 falling to KU, 71-60. The Buffaloes played 41 seasons in Balch (1937-1979, except 1943-44: WWII). CU was 298-115 (.722) with 11 seasons unbeaten.
- Brian Johnson was named to the All-Big Eight Academic team.

# COLORADO BUFFALOES

## 1979-80

M	D	Year	Opponent	Score	FG	FGA	Pct.	FT	FTA	Pct	TR	PF	Pts	Ast	TO	Blk	Stl	Min.
12	1	1979	New Mexico	W 86-78	28	45	.622	30	39	.769	31	20	86	17	19	0	6	200
12	3	1979	Eastern Montana	W 83-63	31	63	.492	21	29	.724	42	18	83	23	14	3	11	200
12	5	1979	at Air Force	W 70-65	28	54	.519	14	18	.778	31	14	70	14	11	1	1	200
12	8	1979	at Southern Methodist	L 65-86	30	71	.423	5	10	.500	31	25	65	18	12	1	2	200
12	12	1979	Adams State	W 81-71	29	69	.420	23	31	.742	40	19	81	21	13	6	12	200
12	15	1979	Utah State	W 84-79	36	68	.529	12	23	.522	43	20	84	17	23	2	6	200
12	17	1979	U.S. International	W 63-60 (ot)	27	59	.458	9	15	.600	39	16	63	12	17	1	7	225
12	19	1979	Central State	W 98-69	43	86	.500	12	17	.706	52	22	98	26	13	2	7	200
12	21	1979	Colorado State	W 96-82	35	59	.593	26	29	.897	35	26	96	25	15	0	7	200
12	27	1979	at Long Beach State	L 72-89	28	63	.444	16	22	.727	22	27	72	11	8	1	6	200
12	29	1979	Midwestern State	W 86-70	40	61	.656	6	9	.667	25	13	86	25	15	2	5	200
1	3	1980	Redlands	W 85-52	32	69	.464	21	32	.656	44	11	85	26	9	3	8	200
1	5	1980	* Oklahoma	W 65-64	25	50	.500	15	20	.750	27	13	65	11	12	0	6	200
1	12	1980	* at Oklahoma State	W 58-56	22	42	.524	14	16	.875	30	22	58	8	15	0	0	200
1	16	1980	* Kansas State	L 65-71	28	66	.424	9	12	.750	35	22	65	14	9	3	9	200
1	19	1980	* Nebraska	L 44-53	16	43	.372	12	16	.750	24	21	44	11	11	1	4	200
1	23	1980	* at Missouri	L 45-78	17	45	.378	11	17	.647	19	23	45	3	12	1	3	200
1	26	1980	* at Kansas	L 61-75	23	53	.434	15	23	.652	26	19	61	5	8	2	4	200
1	30	1980	* Iowa State	W 78-68	21	45	.467	36	39	.923	34	18	78	8	15	5	7	200
2	2	1980	* Oklahoma State	W 82-75	29	54	.537	24	32	.750	36	24	82	16	9	4	6	200
2	6	1980	* at Kansas State	L 61-62 (ot)	24	44	.545	13	20	.650	26	13	61	9	9	1	2	225
2	9	1980	* at Oklahoma	W 60-59	29	59	.492	2	2	1.000	30	21	60	10	9	1	5	200
2	13	1980	* Missouri	L 68-83	28	63	.444	12	15	.800	25	28	68	15	13	3	3	200
2	16	1980	* at Nebraska	W 56-55	21	43	.488	14	14	1.000	22	19	56	9	10	0	5	200
2	20	1980	* Kansas	W 81-72	26	52	.500	29	35	.829	36	16	81	14	14	2	4	200
2	23	1980	* at Iowa State	L 65-66	25	65	.385	15	20	.750	31	20	65	9	17	1	18	200
2	26	1980	# at Kansas	L 65-75	25	55	.455	15	18	.833	27	24	65	9	13	0	8	200

\*-Big Eight Conference; #-Big Eight Conference Playoff - Lawrence, Kan.

Player	GP	GS	FG	FGA	Pct	FT	FTA	Pct	OR	DR	TR	RPG	PF	FO	TP	PPG	Ast	APG	TO A/TO	Blk	Stl	Min	
Hunter, Jo Jo	26	22	155	307	.505	77	90	.856	24	39	63	2.4	48	1	387	14.9	62	2.4	58	1.1	1	38	781
Austin, Craig	24	23	116	204	.569	60	81	.741	46	80	126	5.3	83	6	292	12.2	20	0.8	36	0.6	14	16	670
Ellis, Toney	27	25	103	223	.462	51	66	.773	19	36	55	2.0	59	2	257	9.5	114	4.2	55	2.1	1	36	821
Johnson, Brian	27	27	85	210	.405	71	97	.732	58	132	190	7.0	96	8	241	8.9	35	1.3	37	0.9	11	17	816
Magno, Jack	27	3	72	127	.567	65	79	.823	28	62	90	3.3	83	4	209	7.7	16	0.6	25	0.6	4	7	516
Addison, John	27	12	78	187	.417	38	51	.745	22	41	63	2.3	42	2	194	7.2	29	1.1	31	0.9	1	13	549
Williams, Jerry	10	7	31	81	.383	7	12	.583	21	27	48	4.8	22	0	69	6.9	16	1.6	22	0.7	0	5	255
Tuz, Jacques	23	12	59	111	.532	38	60	.633	21	43	64	2.8	56	3	156	6.8	28	1.2	30	0.9	14	11	496
Smith, Donald	16	0	20	37	.541	14	21	.667	2	7	9	0.6	11	0	54	3.4	19	1.2	25	0.8	0	5	168
Washington, Joe	19	0	16	32	.500	6	9	.667	7	6	13	0.7	10	0	38	2.0	12	0.6	6	2.0	0	3	128
McClanahan, Kevin	4	0	1	3	.333	3	4	.750	1	1	2	0.5	3	0	5	1.3	1	0.3	4	0.3	0	2	10
Tolley, Royce	25	4	9	20	.450	0	0	.000	3	11	14	0.6	19	0	18	0.7	33	1.3	17	1.9	0	8	210
Needham, Bart	5	0	1	5	.200	1	2	.500	1	4	5	1.0	2	0	3	0.6	1	0.2	0	0.0	0	1	20
Haldorson, Brian	5	0	0	2	.000	0	1	.000	1	0	1	0.2	0	0	0	0.0	1	0.2	0	0.0	0	0	10
TEAM												120											
	27		746	1549	.482	431	573	.752	254	489	863	32.0	534	26	1923	71.2	387	14.3	346	1.1	46	162	5450

### 17-10 (7-7 Big Eight) Head Coach: Bill Blair

Assistants: Mike Mitchell, Terry Traux, Mark Bianchi

#	Name	Class	Pos.	Ht.	Wt.	Hometown (High School)
4	Addison, John	Fr.	G/F	6-6	185	Independence, Mo. (Pembroke Country Day)
3	Austin, Craig	Jr.	F/C	6-8	225	Wheat Ridge, Colo. (Wheat Ridge)
11	Ellis, Toney	Sr.	G	6-0	168	Washington, D.C. (DeMatha)
35	Hunter, Jo Jo	Jr.	G	6-3	185	Washington, D.C. (Mackin)
44	Johnson, Brian	Jr.	F	6-8	220	Englewood, Colo. (Cherry Creek)
22	Magno, Jack	So.	F	6-8	205	Boulder, Colo. (Boulder)
15	Smith, Donald	So.	G	6-1	170	Pensacola, Fla. (Washington)
24	Tolley, Royce	Sr.	G	6-0	175	Perry Park, Colo. (Douglas County)
23	Tuz, Jacques	So.	F	6-7	205	Newport Beach, Calif. (Corona Del Mar)
14	Washington, Joe	So.	G	6-2	185	Hyattsville, Md. (DeMatha)
33	Williams, Jerry	Jr.	F	6-5	210	Chicago, Ill. (Julian)

Home: 13-3 Road: 4-7 Neutral: 0-0



Jo Jo Hunter

### SEASON NOTES

- CU's 17-10 record during the 1979-80 season marked the program's best finish since the 1968-69 season, when the Buffs compiled a 21-7 record. This was only the sixth time in history that CU had won 17 games in a single season.
- On Nov. 8, a crowd of 9,679 turned out to see the Russian Nationals defeat the Buffs 88-73. The game was the first ever in the CU Events Conference Center.
- On Dec. 21, the Buffs played Colorado State for the first time in a decade. CU defeated the Rams, 96-82, before a crowd of 7,812, the largest audience of the season.
- On Jan. 30, against Iowa State, CU sank 36-of-39 free throws, including a record-setting 16-of-16 by Jo Jo Hunter, as CU defeated the Cyclones 78-68.
- Craig Austin set a school record for field goal percentage in a season, hitting 116-of-204 shots for a .569 mark. He was an honorable mention among the Big Eight AP and UPI teams.
- Brian Johnson was named to the All-Big Eight Academic team for the second straight year.
- Jo Jo Hunter was named to the Big Eight Conference UPI second team and the AP's third team.
- CU won a then-school-best 13 home games.



## 1980-81

M	D	Year	Opponent	Score	FG	FGA	Pct.	FT	FTA	Pct	TR	PF	Pts	Ast	TO	Blk	Stl	Min.
11	28	1980	at New Mexico	W 77-65	27	50	.540	23	30	.767	42	20	77	13	25	6	3	200
12	3	1980	at UTEP	L 52-67	20	45	.444	12	17	.706	27	25	52	3	21	5	5	200
12	6	1980	New Mexico State	W 103-67	38	71	.535	27	48	.563	53	32	103	17	13	5	8	200
12	8	1980	St. Francis	W 74-37	28	59	.475	18	24	.750	50	12	74	15	15	6	7	200
12	13	1980	at Tennessee	L 69-87	30	56	.536	9	10	.900	26	23	69	14	15	5	6	200
12	16	1980	Adams State	W 118-75	50	83	.602	18	25	.720	49	22	118	30	16	11	16	200
12	20	1980	at Colorado State	W 91-69	42	76	.553	7	9	.778	42	18	91	14	14	1	5	200
12	22	1980	Baylor	W 78-72	29	67	.433	20	30	.667	37	20	78	19	9	2	7	200
12	29	1980	Southwest Texas State	W 60-55	21	60	.350	18	27	.667	46	19	60	7	18	6	9	200
12	30	1980	Chapman	W 86-68	33	70	.471	20	29	.690	46	16	86	10	16	2	10	200
1	3	1981	Long Beach State	W 56-46	20	55	.364	16	24	.667	45	16	56	14	15	5	8	200
1	7	1981	Wisconsin-Parkside	W 91-51	38	76	.500	15	22	.682	53	22	91	29	15	5	14	200
1	10	1981	* at Oklahoma State	L 67-84	28	53	.528	11	16	.688	32	26	67	11	25	3	4	200
1	17	1981	* Kansas State	L 62-63 (ot)	27	53	.509	8	15	.533	28	29	62	14	15	2	7	225
1	21	1981	* at Nebraska	W 62-59	25	33	.758	12	12	1.000	24	14	62	5	22	0	4	200
1	24	1981	* at Kansas	W 59-66	27	55	.491	5	10	.500	27	21	59	2	9	2	0	200
1	28	1981	* Oklahoma	W 75-53	30	58	.517	15	18	.833	40	19	75	24	15	4	11	200
1	31	1981	* at Missouri	L 58-66	25	55	.455	8	14	.571	29	32	58	11	15	2	5	200
2	4	1981	* Iowa State	W 73-63	34	62	.548	5	7	.714	39	13	73	27	23	4	12	200
2	7	1981	* at Kansas State	L 62-82	25	57	.439	12	21	.571	28	30	62	13	12	0	5	200
2	11	1981	* Nebraska	L 56-57	21	45	.467	14	17	.824	28	19	56	12	10	3	8	200
2	14	1981	* Oklahoma State	W 85-57	36	63	.571	13	20	.650	47	23	85	26	13	2	9	200
2	18	1981	* at Oklahoma	L 71-77	30	70	.429	11	16	.688	41	17	71	16	14	1	4	200
2	21	1981	* Kansas	W 53-50	20	43	.465	13	14	.929	29	16	53	16	13	2	5	200
2	25	1981	* Missouri	L 62-73	25	58	.431	12	17	.706	30	29	62	17	11	5	8	200
2	28	1981	* at Iowa State	L 56-67	27	53	.509	2	2	1.000	22	19	56	15	15	8	3	200
3	3	1981	^ at Nebraska	W 70-66	23	40	.575	24	31	.774	28	27	70	9	18	0	5	200
3	6	1981	# vs. Kansas State	L 61-64	26	50	.520	9	15	.600	33	20	61	12	11	1	1	200

\*-Big Eight Conference; ^-Big Eight Conference Playoff; #-Big Eight Tournament - Kansas City

Player	GP	GS	FG	FGA	Pct	FT	FTA	Pct	OR	DR	TR	RPG	PF	FO	TP	PPG	Ast	APG	TO A/TO	Blk	Stl	Min	
Hunter, Jo Jo	28	28	213	413	.516	109	129	.845	21	49	70	2.5	60	2	535	19.1	66	2.4	76	0.9	4	19	856
Cooper, Joe	28	22	126	219	.575	43	66	.652	78	121	199	7.1	93	6	295	10.5	14	0.5	54	0.3	57	41	660
Tuz, Jacques	28	27	97	187	.519	30	49	.612	33	65	98	3.5	65	1	224	8.0	75	2.7	40	1.9	14	26	714
Humphries, Jay	28	19	74	143	.517	31	47	.660	12	47	59	2.1	79	4	179	6.4	99	3.5	47	2.1	4	41	762
Austin, Craig	20	7	53	111	.477	20	33	.606	24	47	71	3.6	56	4	126	6.3	12	0.6	36	0.3	7	9	399
Kelley, Vince	28	6	71	137	.518	35	58	.603	50	55	105	3.8	45	0	177	6.3	9	0.3	35	0.3	4	16	528
Johnson, Brian	28	21	59	122	.484	45	68	.662	59	86	145	5.2	85	5	163	5.8	26	0.9	53	0.5	1	13	575
Washington, Joe	28	9	49	106	.462	25	34	.735	5	28	33	1.2	39	2	123	4.4	66	2.4	42	1.6	1	7	483
Bryant, Freddie	6	0	8	15	.533	3	6	.500	1	8	9	1.5	5	0	19	3.2	0	0.0	1	0.0	5	0	32
Worthington, Doug	26	1	32	92	.348	20	24	.833	9	52	61	2.3	56	1	84	3.2	19	0.7	34	0.6	1	8	353
Wilkes, Johnny	7	0	6	20	.300	6	6	1.000	3	8	11	1.6	4	0	18	2.6	4	0.6	5	0.8	0	3	53
Tearney, Russ	9	0	6	21	.286	2	4	.500	3	3	6	0.7	1	0	14	1.6	7	0.8	1	7.0	0	1	41
Rayford, Curtis	19	0	7	22	.318	7	14	.500	4	11	15	0.8	7	0	21	1.1	16	0.8	5	3.2	0	6	139
Helms, Brad	5	0	2	6	.333	1	2	.500	1	0	1	0.2	1	0	5	1.0	1	0.2	1	1.0	0	0	14
Needham, Bart	6	0	2	2	1.000	0	0	.000	2	8	10	1.7	3	0	4	0.7	1	0.2	2	0.5	0	0	16
TEAM											128												
	28		805	1616	.498	377	540	.698	305	588	1021	36.5	599	25	1987	71.0	415	14.8	432	1.0	98	190	5625

### 16-12 (5-9 Big Eight) Head Coach: Bill Blair

Assistants: Mike Mitchell, Terry Traux, Mark Bianchi

#	Name	Class	Pos.	Ht.	Wt.	Hometown (High School)
3	Austin, Craig	Sr.	F/C	6-8	225	Wheat Ridge, Colo. (Wheat Ridge)
42	Bryant, Freddie	Fr.	C	6-10	210	Detroit, Mich. (Chadsey)
13	Cooper, Joe	Sr.	C	6-10	230	Houston, Texas (Kashmere/Tulsa)
11	Helms, Brad	Fr.	G	6-1	175	Fullerton, Calif. (Sunny Hills)
24	Humphries, Jay	Fr.	G	6-3	175	Inglewood, Calif. (Inglewood)
35	Hunter, Jo Jo	Sr.	G	6-3	185	Washington, D.C. (Mackin)
44	Johnson, Brian	Sr.	F	6-8	235	Englewood, Colo. (Cherry Creek)
25	Kelley, Vince	Fr.	F	6-7	210	Inglewood, Calif. (Inglewood)
22	Needham, Bart	So.	F	6-8	205	Buena Vista, Colo. (Buena Vista)
10	Rayford, Curtis	Jr.	G	5-10	155	Chicago, Ill. (Martin Luther King)
32	Tearney, Russell	Fr.	G	6-5	190	Silver Spring, Md. (Springbrook)
23	Tuz, Jacques	Jr.	F	6-7	205	Newport Beach, Calif. (Corona Del Mar)
14	Washington, Joe	Jr.	G	6-2	175	Washington, D.C. (DeMatha)
5	Wilkes, Johnny	Fr.	G	6-6	195	Los Angeles, Calif. (Dorsey)
4	Worthington, Doug	Sr.	F	6-4	195	Buffalo, N.Y. (Bishop Timon)

Home: 12-3 Road: 4-8 Neutral: 0-1



Joe Cooper

### SEASON NOTES

- Jo Jo Hunter won the Big Eight scoring title (19.1 ppg.) scoring 535 points. His point total is fifth all-time at CU.
- Hunter garnered first-team All-Big Eight accolades, named to the conference all-tournament team, and earned honorable mention All-America honors.
- Jay Humphries was named to the Big Eight All-Freshman team (led CU in assists and steals).
- Hunter finished the season No. 29 nationally in free throw percentage (.845).
- On March 3, CU won at Nebraska, 70-66, and became just the second team in the five-year history of the Big Eight playoffs to win on the road.
- On March 6, CU made its first appearance in the Big Eight "final four" at Kansas City, falling to Kansas State 64-61.
- On March 13, CU's head coach Bill Blair announced his resignation. After leading Colorado to a 16-12 record (67-69, 493). His 67 wins entering the 2013-14 season is tied for sixth in school history. Blair joined the New Jersey Nets coaching staff, where he became an assistant coach under Larry Brown.
- On April 4, Tom Apke was named as Colorado's 13th head basketball coach.

# COLORADO BUFFALOES

## 1981-82

M	D	Year	Opponent	Score	FG	FGA	Pct.	FT	FTA	Pct	OR	DR	TR	PF	Pts	Ast	TO	Blk	Stl	Min.
11	28	1981	Midwestern State	W 62-50	26	50	.520	10	18	.556	10	29	39	17	62	18	19	4	9	200
12	1	1981	at Baylor	L 59-64	24	56	.429	11	18	.611	10	16	26	22	59	9	15	1	4	200
12	3	1981	at Texas	L 64-76	28	59	.475	8	11	.727	10	20	30	21	64	18	19	2	4	200
12	5	1981	UTEP	W 88-71	31	53	.585	26	35	.743	14	16	30	18	88	24	15	6	6	200
12	8	1981	Tennessee	L 63-64	25	51	.490	13	14	.929	5	15	20	21	63	22	10	2	11	200
12	10	1981	Wyoming	W 75-73	27	62	.435	21	28	.750	14	13	27	18	75	19	6	1	16	200
12	16	1981	Washburn	W 72-58	28	52	.538	16	23	.696	12	33	45	18	72	19	19	6	8	200
12	19	1981	Colorado State	W 54-53 (ot)	21	43	.488	12	23	.522	14	19	33	12	54	17	17	3	12	225
12	21	1981	^vs. Idaho State	W 58-52	21	45	.467	16	24	.667	10	24	34	16	58	16	14	2	3	200
12	22	1981	at UNLV	W 65-59	22	36	.611	21	29	.724	5	23	28	14	65	16	19	0	2	200
12	28	1981	at Cincinnati	L 76-87	33	71	.465	10	13	.769	17	17	34	22	76	16	14	2	1	200
1	6	1982	Wisconsin-Parkside	W 95-77	38	58	.655	19	27	.704	16	24	40	13	95	29	19	4	7	200
1	9	1982	* Missouri	L 50-72	19	58	.328	12	18	.667	16	14	30	23	50	16	15	0	5	200
1	13	1982	* Oklahoma	W 99-88	35	60	.583	29	39	.744	14	19	33	20	99	31	16	5	11	200
1	16	1982	* Kansas State	L 68-78	27	73	.370	14	20	.700	20	15	35	19	68	19	5	3	7	200
1	20	1982	* at Iowa State	L 58-62	24	60	.400	10	15	.667	11	21	32	24	58	10	11	1	6	200
1	23	1982	* Oklahoma State	L 90-95 (ot)	33	72	.458	24	28	.857	15	18	33	27	90	25	21	2	9	225
1	27	1982	* at Kansas	L 60-74	26	70	.371	8	11	.727	14	22	36	20	60	8	9	1	2	200
1	30	1982	* Nebraska	L 57-74	21	47	.447	15	21	.714	12	14	26	23	57	10	10	1	3	200
2	3	1982	* at Missouri	L 54-80	21	66	.318	12	13	.923	13	15	28	23	54	11	17	2	5	200
2	6	1982	* at Kansas State	L 58-65	25	46	.543	8	12	.667	5	10	15	21	58	15	8	1	5	200
2	10	1982	* Iowa State	W 74-64	27	44	.614	20	34	.588	9	23	32	21	74	21	13	5	9	200
2	13	1982	* at Oklahoma	L 87-102	34	64	.531	19	23	.826	10	19	29	22	87	19	18	3	6	200
2	17	1982	* Kansas	W 89-80	31	49	.633	27	32	.844	4	22	26	16	89	26	14	2	8	200
2	20	1982	* at Oklahoma State	L 70-82	30	68	.441	10	11	.909	10	20	30	21	70	8	16	1	5	200
2	24	1982	* Nebraska	L 57-79	22	42	.524	13	22	.591	5	15	20	21	57	11	15	1	2	200
3	2	1982	# at Missouri	L 60-72	23	46	.500	14	19	.737	3	17	20	23	60	14	20	2	11	200

\*-Big Eight Conference; #-Big Eight Conference Playoff - Columbia, Mo.; ^-Las Vegas, Nev.


Player	GP	GS	FG	FGA	Pct	FT	FTA	Pct	OR	DR	TR	RPG	PF	FO	TP	PPG	Ast	APG	TO A/TO	Blk	Stl	Min	
Tuz, Jacques	27	27	141	266	.530	93	115	.809	56	147	203	7.5	91	5	375	13.9	66	2.4	68	1.0	18	48	903
Kelley, Vince	27	27	141	314	.449	80	107	.748	66	107	173	6.4	72	3	362	13.4	54	2.0	65	0.8	19	19	867
Gonzalez, Rob	27	27	114	218	.523	49	61	.803	30	59	89	3.3	92	6	277	10.3	63	2.3	64	1.0	4	14	819
Humphries, Jay	27	27	113	242	.467	53	83	.639	22	49	71	2.6	86	4	279	10.3	116	4.3	64	1.8	7	52	948
Houston, Billy	27	0	71	154	.461	41	54	.759	23	16	39	1.4	25	0	183	6.8	29	1.1	31	0.9	2	15	381
Washington, Joe	27	27	73	156	.468	38	56	.679	28	19	47	1.7	63	1	184	6.8	88	3.3	35	2.5	1	12	754
Cornish, Kevin	25	0	35	79	.443	31	54	.574	24	32	56	2.2	70	2	101	4.0	27	1.1	38	0.7	4	6	430
Rayford, Curtis	21	0	14	28	.500	13	19	.684	1	10	11	0.5	10	1	41	2.0	17	0.8	11	1.5	0	6	175
Thompson, Billy	13	0	6	10	.600	11	13	.846	2	9	11	0.8	8	0	23	1.8	2	0.2	6	0.3	0	2	47
Bryant, Freddie	13	0	8	16	.500	5	14	.357	6	12	18	1.4	9	0	21	1.6	1	0.1	5	0.2	7	2	61
Helms, Brad	7	0	3	5	.600	4	4	1.000	1	1	2	0.3	7	0	10	1.4	0	0.0	3	0.0	0	0	18
Tearney, Russ	11	0	3	13	.231	0	1	.000	2	3	5	0.5	3	0	6	0.5	2	0.2	4	0.5	1	1	47
TEAM											86												
	27		722	1501	.481	418	581	.719	261	464	811	30.3	536	22	1862	69.0	465	17.2	394	1.2	63	177	5450

### 11-16 (3-11 Big Eight) Head Coach: Tom Apke

Assistants: Randy Eckkar, Alvin Gentry, Bob Hoffman

#	Name	Class	Pos.	Ht.	Wt.	Hometown (High School)
42	Bryant, Freddie	So.	C	6-10	210	Detroit, Mich. (Chadsey)
11	Cornish, Kevin	Jr.	G	6-3	175	Aurora, Colo. (Hinkley)
30	Gonzalez, Rob	Jr.	F	6-7	215	Detroit, Mich. (Catholic Central)
15	Helms, Brad	So.	G	6-1	175	Fullerton, Calif. (Sunny Hills)
12	Houston, Bill	Jr.	G	6-1	160	Cincinnati, Ohio (Hughes)
24	Humphries, Jay	So.	G	6-3	175	Inglewood, Calif. (Inglewood)
25	Kelley, Vince	So.	F	6-7	205	Inglewood, Calif. (Inglewood)
22	Needham, Bart	Jr.	F	6-8	205	Buena Vista, Colo. (Buena Vista)
10	Rayford, Curtis	Sr.	G	5-10	155	Chicago, Ill. (Martin Luther King)
32	Tearney, Russell	So.	G	6-5	190	Silver Spring, Md. (Springbrook)
12	Thompson, Billy	Fr.	G	6-4	185	Boulder, Colo. (Fairview)
23	Tuz, Jacques	Sr.	F	6-7	205	Newport Beach, Calif. (Corona Del Mar)
14	Washington, Joe	Sr.	G	6-2	175	Washington, D.C. (DeMatha)

Home: 9-5 Road: 1-11 Neutral: 1-0



Vince Kelley

### SEASON NOTES

- Jacques Tuz earned All-Big Eight honorable mention.
- The 1981-82 had four players average 10 or more points in a season for the first since 1968-69
- On Dec. 8, the Buffs fell to Tennessee in Boulder 64-63, marking the first win by a non-Big Eight team in the CU Events Center in the building's three-year history.
- On Dec. 10, the Buffs' late rally helped propel CU over nationally ranked Wyoming, 75-73.
- On Feb. 17, the Buffs upset Kansas in Boulder, 89-80. Jacques Tuz scored 26 points (8-of-13 from the field; 10-of-11 from the free throw line). He also added 12 rebounds, six assists, five steals and two blocked shots. His performance helped earn him Big Eight Player-of-the-Week honors.
- Tuz ended his career leading CU in scoring (13.9 ppg.), rebounding (7.5), and field goal percentage (.530).



Tom Apke  
1981-82 - 1985-86

M	D	Year	Opponent	Score	FG	FGA	Pct.	FT	FTA	Pct	OR	DR	TR	PF	Pts	Ast	TO	Blk	Stl	Min.
11	26	1982	Oregon Tech	W 92-63	41	75	.547	10	18	.556	23	22	45	18	92	26	12	3	13	200
11	29	1982	North Dakota	W 88-53	39	66	.591	10	19	.526	20	32	52	27	88	25	19	3	16	200
12	2	1982	Duke	W 79-70	24	47	.511	31	40	.775	10	21	31	17	79	19	17	2	10	200
12	4	1982	Texas	W 75-48	34	62	.548	7	10	.700	14	29	43	11	75	24	13	6	14	200
12	8	1982	at Colorado State	W 57-55	22	49	.449	13	18	.722	9	16	25	14	57	13	4	3	8	200
12	11	1982	at Loyola-Chicago	W 72-71	28	54	.519	16	20	.800	6	17	23	15	72	9	14	1	8	200
12	18	1982	Cincinnati	W 79-65	32	63	.508	15	20	.750	17	25	42	14	79	24	15	3	8	200
12	21	1982	at Texas Christian	L 52-77	25	61	.410	2	4	.500	11	16	27	14	52	13	12	1	5	200
12	28	1982	at Wyoming	L 57-74	18	50	.360	21	29	.724	10	15	25	16	57	10	17	4	6	200
1	3	1983	at New Mexico State	L 76-80	35	59	.593	6	14	.429	8	17	25	25	76	24	15	1	10	200
1	5	1983	Lewis	W 79-64	29	52	.558	21	30	.700	5	20	25	17	79	23	10	1	9	200
1	10	1983	Loyola-Marymount	W 82-77	28	56	.500	26	35	.743	12	21	33	15	82	20	21	3	10	200
1	13	1983	* at Kansas State	L 56-62	26	67	.388	4	7	.571	15	20	35	20	56	11	13	1	7	200
1	15	1983	Wisconsin-Milwaukee	W 81-66	32	71	.451	17	23	.739	14	21	35	12	81	20	16	4	21	200
1	22	1983	* Nebraska	W 72-69	21	37	.568	30	38	.789	5	19	24	18	72	17	12	13	12	200
1	26	1983	* at Iowa State	L 78-82	32	67	.478	14	17	.824	9	19	28	24	78	19	8	1	9	200
1	29	1983	* at Oklahoma	L 79-97	38	81	.469	3	5	.600	12	22	34	18	79	29	11	1	7	200
2	2	1983	* Missouri	L 65-68 (2ot)	26	53	.491	13	15	.867	9	21	30	31	65	16	14	3	6	250
2	5	1983	* Oklahoma State	L 91-96 (4ot)	34	66	.515	23	32	.719	11	29	40	32	91	27	22	3	9	300
2	10	1983	* at Kansas	W 75-74	26	49	.531	23	31	.742	7	18	25	19	75	12	11	2	6	200
2	12	1983	* at Nebraska	L 56-68	25	49	.510	6	9	.667	6	22	28	21	56	16	16	2	3	200
2	16	1983	* Iowa State	L 67-69	26	60	.433	15	19	.789	10	32	42	20	67	19	17	2	9	200
2	19	1983	* Kansas State	W 66-65	25	50	.500	16	21	.762	13	15	28	18	66	15	11	1	11	200
2	23	1983	* at Missouri	L 53-88	22	62	.355	9	19	.474	16	15	31	19	53	14	18	2	9	200
2	26	1983	* Oklahoma	L 84-94	41	83	.494	2	2	1.000	11	20	31	18	84	33	8	1	14	200
3	2	1983	* at Oklahoma State	L 73-75	33	65	.508	7	12	.583	13	23	36	21	73	10	16	0	7	200
3	5	1983	* Kansas	L 63-74	30	74	.405	3	7	.429	16	22	38	20	63	23	12	2	13	200
3	8	1983	# at Missouri	L 73-88	32	68	.471	9	13	.692	11	18	29	28	73	20	10	3	5	200

\*-Big Eight Conference; #-Big Eight Conference Playoff - Columbia, Mo.

Player	GP	GS	FG	FGA	Pct	3FG	3FGA	Pct	FT	FTA	Pct	OR	DR	TR	RPG	PF	FO	TP	PPG	Ast	APG	TO A/TO	Blk	Stl	Min	
Humphries, Jay	28	28	170	339	.501	6	10	.600	60	95	.632	28	63	91	3.3	98	5	400	14.3	17.4	6.2	85	2.0	6	115	1034
Houston, Billy	28	23	151	317	.476	1	3	.333	50	61	.820	29	44	73	2.6	38	1	352	12.6	10.4	3.7	37	2.8	4	31	901
Downs, Randy	27	27	127	251	.506	11	14	.786	68	82	.829	46	75	121	4.5	81	4	322	11.9	4.2	1.6	41	1.0	22	22	778
Kelley, Vince	28	28	129	296	.436	9	13	.692	70	114	.614	91	163	254	9.1	88	5	328	11.7	5.4	1.9	57	0.9	23	41	995
Gonzalez, Rob	28	23	96	173	.555	5	7	.714	75	82	.915	22	76	98	3.5	74	5	267	9.5	4.5	1.6	55	0.8	7	17	764
Cornish, Kevin	28	26	61	107	.570	1	2	.500	21	40	.525	30	57	87	3.1	59	2	143	5.1	4.8	1.7	36	1.3	5	16	550
Yowell, Don	28	0	33	75	.440	0	1	.000	12	26	.462	16	26	42	1.5	45	0	78	2.8	0.3	0.3	28	0.3	5	5	261
Reid, Mike	23	5	24	66	.364	0	0	.000	9	14	.643	4	8	12	0.5	34	0	57	2.5	3.6	1.6	25	1.4	0	8	245
Thompson, Billy	13	0	12	19	.632	0	0	.000	3	4	.750	5	2	7	0.5	6	0	27	2.1	6	0.5	3	2.0	0	5	70
Hughes, Jeff	15	0	15	39	.385	0	0	.000	0	0	.000	2	3	5	0.3	9	0	30	2.0	7	0.5	10	0.7	0	3	91
Needham, Bart	6	0	2	4	.500	0	1	.000	2	3	.667	0	6	6	1.0	4	0	6	1.0	1	0.2	1	1.0	0	0	15
Helms, Brad	5	0	2	4	.500	0	0	.000	0	0	.000	1	2	3	0.6	3	0	4	0.8	4	0.8	4	1.0	0	0	14
Tearney, Russ	9	0	2	6	.333	0	0	.000	2	6	.333	3	1	4	0.4	4	0	6	0.7	1	0.1	1	1.0	0	2	32
TEAM															84											
	<b>28</b>		<b>824</b>	<b>1696</b>	<b>.486</b>	<b>33</b>	<b>51</b>	<b>.647</b>	<b>372</b>	<b>527</b>	<b>.706</b>	<b>286</b>	<b>539</b>	<b>909</b>	<b>32.5</b>	<b>561</b>	<b>51</b>	<b>2052</b>	<b>73.3</b>	<b>551</b>	<b>19.7</b>	<b>386</b>	<b>1.4</b>	<b>72</b>	<b>265</b>	<b>5750</b>

### 13-15 (3-11 Big Eight) Head Coach: Tom Apke

Assistants: Randy Eckcar, Alvin Gentry, Bob Hoffman

#	Name	Class	Pos.	Ht.	Wt.	Hometown (High School)
11	Cornish, Kevin	Sr.	G	6-3	175	Aurora, Colo. (Hinkley)
45	Downs, Randy	Fr.	C	6-9	210	LaPuente, Calif. (Nogales)
30	Gonzalez, Rob	Sr.	F	6-7	215	Detroit, Mich. (Catholic Central)
15	Helms, Brad	Jr.	G	6-1	175	Fullerton, Calif. (Sunny Hills)
12	Houston, Bill	Sr.	G	6-1	160	Cincinnati, Ohio (Hughes)
22	Hughes, Jeff	Fr.	G	6-2	185	Fountain Valley, Calif. (Fountain Valley)
24	Humphries, Jay	Jr.	G	6-3	175	Inglewood, Calif. (Inglewood)
25	Kelley, Vince	Jr.	F	6-7	205	Inglewood, Calif. (Inglewood)
23	Needham, Bart	Sr.	F	6-8	205	Buena Vista, Colo. (Buena Vista)
14	Reid, Mike	Fr.	G	6-1	170	Rock Island, Ill. (Rock Island)
52	Roberts, Ron	Fr.	F	6-8	210	West New York, N.J. (Memorial)
44	Tearney, Russell	Jr.	G	6-5	190	Silver Spring, Md. (Springbrook)
21	Thompson, Billy	So.	G	6-5	185	Boulder, Colo. (Fairview)
55	Yowell, Don	Fr.	F	6-8	185	Arvada, Colo. (Arvada)

Home: 10-5 Road: 3-10 Neutral: 0-0



Billy Houston

### SEASON NOTES

- Jay Humphries was selected to the Big Eight All-Conference (AP & UPI) second team, and he earned AP All-America honorable mention.
- Humphries led the Buffs in scoring (14.3), assists (17.4), steals (11.5), becoming the first CU player ever to play over 1,000 minutes (1,034).
- Randy Downs averaged 11.9 points per game, becoming only the third CU freshman to average over 10 points a game (Emmett Lewis: 15.0, 1975-76; Dave Logan: 12.4, 1972-73).
- Ron Gonzalez led the nation in free throw shooting (.915); Jay Humphries also led the country in steals.
- On Dec. 18, Billy Houston made a season-high 11 field goals as CU downed Cincinnati 79-65. The win improved the Buffs season record to 7-0.
- On Jan. 15, in an 81-66 victory over UW-Milwaukee, Jay Humphries recorded a CU record 10 steals in one game.
- Humphries led the Big Eight Conference in steals, averaging 4.1 per game.
- Billy Thompson was named to the Big Eight All-Academic first team.
- Six of CU's 11 Big Eight losses were by six points or less, including a pair of multi-overtime losses.

# COLORADO BUFFALOES

## 1983-84

SEASON-BY-SEASON

M	D	Year	Opponent	Score	FG	FGA	Pct.	FT	FTA	Pct	OR	DR	TR	PF	Pts	Ast	TO	Blk	Stl	Min.
11	25	1983	Rockhurst	W 87-77	34	67	.507	19	31	.613	21	25	46	17	87	17	16	3	10	200
11	28	1983	Regis	W 58-42	24	52	.462	10	17	.588	14	29	43	15	58	17	14	4	9	200
12	3	1983	Oregon	W 61-59	25	54	.463	11	15	.733	11	16	27	17	61	11	10	5	11	200
12	5	1983	at Utah	L 85-91	33	60	.550	19	31	.613	11	23	34	20	85	20	15	3	6	200
12	7	1983	Colorado State	W 69-58	21	49	.429	27	29	.931	8	34	42	12	69	13	16	5	11	200
12	10	1983	at Cal-Irvine	W 96-85	36	49	.735	23	32	.719	5	22	27	22	95	20	22	3	14	200
12	19	1983	at Iowa	L 56-72	19	54	.352	18	27	.667	11	30	41	18	56	12	21	3	5	200
12	21	1983	at Duke	L 72-79	28	55	.509	16	25	.640	9	22	31	29	72	17	25	4	9	200
12	27	1983	Texas Christian	W 70-65	27	59	.458	16	24	.667	17	20	37	10	70	19	11	1	13	200
12	30	1983	Loyola-Chicago	L 75-77	26	55	.473	23	26	.885	17	23	40	13	75	15	19	3	9	200
1	5	1984	Wyoming	W 70-63	22	49	.449	26	37	.703	11	27	38	22	70	16	12	2	9	200
1	9	1984	Pepperdine	W 74-57	28	63	.444	18	25	.720	20	34	54	17	74	23	17	6	9	200
1	12	1984	at Marquette	W 66-62	25	43	.581	16	28	.571	7	21	28	16	66	17	16	3	6	200
1	14	1984	* at Kansas	L 48-53	19	56	.339	10	13	.769	17	19	36	17	48	8	18	2	8	200
1	18	1984	* Oklahoma	L 89-100 (2ot)	36	74	.486	17	25	.680	15	31	46	31	89	23	18	1	15	250
1	21	1984	* at Oklahoma State	L 74-76 (ot)	28	59	.475	18	24	.750	16	18	34	25	74	14	19	2	5	225
1	25	1984	* Kansas State	W 74-66	30	57	.526	14	22	.636	12	19	31	17	74	24	12	1	9	200
1	28	1984	* Nebraska	W 60-57	22	41	.537	16	24	.667	6	26	32	16	60	19	14	2	8	200
2	1	1984	* at Missouri	L 51-89	19	68	.279	13	23	.565	18	19	37	20	51	8	23	1	9	200
2	8	1984	* Iowa State	W 98-88	35	57	.614	28	35	.800	9	27	36	21	98	26	15	3	8	200
2	11	1984	* Oklahoma State	W 83-72	35	63	.556	13	17	.765	12	20	32	16	83	28	9	3	8	200
2	15	1984	* at Kansas State	L 64-74	25	59	.424	14	20	.700	15	25	40	26	64	9	16	0	7	200
2	18	1984	* at Oklahoma	L 80-93	37	69	.536	6	7	.857	7	22	29	15	80	25	13	0	3	200
2	22	1984	* Missouri	W 73-66	23	39	.590	27	33	.818	6	20	26	12	73	19	15	3	8	200
2	25	1984	* at Nebraska	L 67-75	27	47	.574	13	16	.813	7	14	21	17	67	13	16	0	6	200
2	29	1984	* Kansas	W 89-85	28	56	.500	33	45	.733	10	23	33	15	89	21	14	5	17	200
3	3	1984	* at Iowa State	L 62-70	26	63	.413	10	15	.667	14	21	35	25	62	14	10	0	4	200
3	7	1984	^ at Iowa State	W 65-62	24	41	.585	17	25	.680	8	19	27	17	65	16	16	1	5	200
3	9	1984	# vs. Oklahoma	L 78-90	36	60	.600	6	12	.500	9	14	23	23	78	17	17	0	7	200

\*-Big Eight Conference; ^-Big Eight Conference Playoff - Ames, Iowa; #-Big Eight Conference - Kansas City

Player	GP	GS	FG	FGA	Pct	3FG	3FGA	Pct	FT	FTA	Pct	OR	DR	TR	RPG	PF	FO	TP	PPG	Ast	APG	TO	A/TO	Blk	Stl	Min
Humphries, Jay	29	29	170	334	.509	10	11	.909	108	137	.788	24	70	94	3.2	87	3	448	15.4	173	6.0	90	1.9	3	101	1120
Downs, Randy	29	29	167	287	.582	4	7	.571	104	128	.813	53	101	154	5.3	75	2	438	15.1	29	1.0	56	0.5	13	11	926
Stivins, Alex	29	29	143	257	.556	9	13	.692	66	121	.545	100	166	266	9.2	79	1	352	12.1	83	2.9	80	1.0	29	43	980
Kelley, Vince	29	29	116	268	.433	4	8	.500	81	109	.743	60	138	198	6.8	94	7	313	10.8	55	1.9	70	0.8	11	27	975
Reid, Mike	29	24	94	220	.427	4	5	.800	66	105	.629	30	51	81	2.8	80	4	254	8.8	87	3.0	72	1.2	3	44	813
Pruitt, Tony	27	5	67	146	.459	3	4	.750	42	56	.750	22	31	53	2.0	64	4	176	6.5	47	1.7	43	1.1	3	14	563
Yowell, Don	29	0	19	40	.475	0	0	.000	19	25	.760	13	28	41	1.4	30	0	57	2.0	7	0.2	19	0.4	3	3	199
Tearney, Russ	21	0	10	19	.526	0	0	.000	5	7	.714	3	5	8	0.4	9	0	25	1.2	5	0.2	7	0.7	0	1	98
Dunlap, Darren	13	0	2	11	.182	1	1	1.000	5	9	.556	0	2	2	0.2	1	0	9	0.7	2	0.2	3	0.7	0	0	21
Anderson, Barry	20	0	6	27	.222	0	0	.000	0	3	.000	3	21	24	1.2	21	0	12	0.6	12	0.6	14	0.9	3	4	140
Cunningham, Brian	12	0	3	4	.750	0	0	.000	1	3	.333	2	3	5	0.4	1	0	7	0.6	1	0.1	2	0.5	1	0	28
Davis, Brad	8	0	1	5	.200	0	0	.000	0	0	.000	1	1	2	0.3	0	0	2	0.3	0	0.0	3	0.0	0	0	12
TEAM																										
	29		798	1618	.493	35	49	.714	497	703	.707	334	654	1006	34.7	574	71	2153	74.2	534	18.4	460	1.2	69	248	5875

### 16-13 (6-8 Big Eight) Head Coach: Tom Apke

Assistants: Randy Eckkar, Alvin Gentry, Ralph Patterson

#	Name	Class	Pos.	Ht.	Wt.	Hometown (High School)
12	Anderson, Barry	Jr.	F	6-6	200	Denver, Colo. (Montbello)
30	Cunningham, Brian	Fr.	F	6-7	205	Denver, Colo. (Lutheran)
34	Davis, Brad	Fr.	G	6-4	185	Golden, Colo. (Wheat Ridge)
45	Downs, Randy	So.	C	6-9	220	LaPuente, Calif. (Nogales)
35	Dunlap, Darren	Fr.	G	6-3	180	Colorado Spgs., Colo. (Palmer)
24	Humphries, Jay	Sr.	G	6-3	185	Inglewood, Calif. (Inglewood)
25	Kelley, Vince	Sr.	F	6-7	210	Inglewood, Calif. (Inglewood)
10	Pruitt, Tony	Jr.	G	6-4	190	Chicago, Ill. (Simeon)
14	Reid, Mike	So.	G	6-1	180	Rock Island, Ill. (Rock Island)
32	Stivins, Alex	Jr.	F	6-8	205	Lincoln, Neb. (East)
44	Tearney, Russell	Sr.	G	6-5	190	Silver Spring, Md. (Springbrook)
55	Yowell, Don	So.	F	6-9	220	Arvada, Colo. (Arvada)

Home: 13-2 Road: 3-10 Neutral: 0-1



Jay Humphries

### SEASON NOTES

- Jay Humphries (third nationally in steals) was selected to the Big Eight All-Conference (AP & UPI) first team and an honorable mention All-American. He was also named to the UPI All-Defensive conference team.
- Alex Stivins was a Big Eight Conference (AP & UPI) second team selection.
- Humphries finished his career with 562 assists and 309 steals, both are first all-time among CU players.
- On Nov. 25, in a season opening 87-77 victory over Rockhurst College, Humphries led the Buffs with 31 points, nine assists, seven rebounds and six steals.
- On March 7, CU's 65-62 win at Iowa State earned the team its second trip to the league's final four in Kansas City. CU became the first team in league history to win twice on the road in league playoffs.
- For the second consecutive season, CU set a new attendance record. In 14 games, CU drew a record 104,545 fans, only the second time in history the Buffs eclipsed the magical 100,000-mark.
- The Buffs posted a 12-2 home mark, second best home record in the Big Eight Conference.
- Stivins was named to the Big Eight All-Academic first team.
- Randy Downs named to the Big Eight All-Tournament team; he shot a school-record best 58.2 FG%.
- CU tied the school mark for home wins (13).

M	D	Year	Opponent	Score	FG	FGA	Pct.	FT	FTA	Pct	OR	DR	TR	PF	Pts	Ast	TO	Blk	Stl	Min.
11	24	1984	Elmhurst	W 89-75	39	61	.639	11	19	.579	13	26	39	18	89	26	21	5	8	200
11	26	1984	Cal-Irvine	W 80-73	26	60	.433	28	35	.800	7	30	37	13	80	19	13	5	8	200
11	28	1984	Regis	W 55-51	21	42	.500	13	20	.650	12	19	31	12	55	12	12	5	4	200
12	1	1984	Utah	W 89-80	33	61	.541	23	31	.742	14	33	47	19	89	28	16	3	2	200
12	5	1984	at Colorado State	L 64-70	23	57	.404	18	29	.621	14	19	33	20	64	14	15	6	10	200
12	8	1984	at Oregon	L 60-79	25	66	.379	10	14	.714	14	17	31	21	60	15	16	3	2	200
12	14	1984	at Wyoming	L 68-72	27	59	.458	14	22	.636	10	22	32	19	68	13	7	4	2	200
12	22	1984	Southern Colorado	W 101-71	35	59	.593	31	42	.738	15	32	47	20	101	26	16	4	11	200
12	27	1984	Texas Tech	L 75-76 (ot)	28	47	.596	19	30	.633	9	27	36	17	75	24	17	3	5	225
1	2	1985	Hartford	W 81-67	28	56	.500	25	31	.806	12	34	46	19	81	21	20	3	5	200
1	5	1985	Marquette	L 52-67	22	57	.386	8	16	.500	17	26	43	24	52	14	15	4	3	200
1	8	1985	at Pepperdine	L 64-90	27	52	.519	10	25	.400	9	18	27	22	64	18	19	1	4	200
1	10	1985	at Loyola-Marymount	L 71-80	25	62	.403	21	30	.700	17	30	47	27	71	19	23	2	6	200
1	16	1985	* at Oklahoma State	L 76-94	28	63	.444	20	29	.690	12	23	35	27	76	21	10	3	3	200
1	19	1985	* Kansas State	W 74-63	27	53	.509	20	31	.645	17	27	44	20	74	20	16	3	7	200
1	23	1985	* at Nebraska	L 67-85	29	58	.500	9	16	.563	11	21	32	20	67	22	15	0	7	200
1	26	1985	* Kansas	L 68-70	24	56	.429	20	26	.769	8	24	32	21	68	20	13	2	8	200
1	29	1985	* Oklahoma	L 71-90	30	68	.441	11	16	.688	13	30	43	17	71	25	17	3	5	200
2	2	1985	* at Missouri	L 69-77	29	68	.426	11	18	.611	16	18	34	32	69	13	18	3	9	200
2	4	1985	* at Kansas	L 69-88	29	65	.446	11	16	.688	15	16	31	18	69	16	19	1	7	200
2	7	1985	* Iowa State	W 72-70	29	59	.492	14	23	.609	11	21	32	15	72	22	11	5	11	200
2	13	1985	* Nebraska	W 64-61	25	55	.455	14	23	.609	12	27	39	12	64	17	12	6	7	200
2	16	1985	* Oklahoma State	W 88-83	33	66	.500	22	27	.815	17	25	42	19	88	26	10	3	5	200
2	20	1985	* at Oklahoma	L 80-110	27	59	.458	26	33	.788	10	23	33	18	80	16	31	2	5	200
2	23	1985	* at Kansas State	L 67-76	30	59	.508	7	15	.467	11	18	29	21	67	10	16	3	11	200
2	27	1985	* Missouri	W 88-79 (ot)	28	60	.467	32	39	.821	15	36	51	22	88	23	18	8	6	225
3	2	1985	* at Iowa State	L 63-70	25	67	.373	13	16	.813	10	31	41	23	63	15	7	4	5	200
3	6	1985	# vs. Iowa State	L 52-76	19	54	.352	14	20	.700	14	23	37	20	52	7	17	1	3	200

\*-Big Eight Conference; #-Big Eight Tournament - Kansas City

Player	GP	GS	FG	FGA	Pct	3FG	3FGA	Pct	FT	FTA	Pct	OR	DR	TR	RPG	PF	FO	TP	PPG	Ast	APG	TO	A/TO	Blk	Stl	Min
Downs, Randy	28	28	178	324	.549	10	11	.909	102	133	.767	58	111	169	6.0	73	1	458	16.4	42	1.5	65	0.6	28	16	922
Stivins, Alex	27	27	170	334	.509	10	18	.556	85	129	.659	116	201	317	11.7	74	3	425	15.7	99	3.7	71	1.4	33	38	966
Pruitt, Tony	28	28	102	215	.474	8	10	.800	70	87	.805	20	63	83	3.0	79	3	274	9.8	71	2.5	45	1.6	5	17	832
Reid, Mike	28	28	89	215	.414	3	4	.750	76	111	.685	22	59	81	2.9	95	4	254	9.1	156	5.6	89	1.8	8	44	861
Lee, Michael	28	1	90	225	.400	1	4	.250	35	55	.636	14	38	52	1.9	53	0	215	7.7	44	1.6	54	0.8	4	26	513
Flory, Mike	15	11	33	69	.478	3	4	.750	24	35	.686	33	46	79	5.3	46	5	90	6.0	42	2.8	23	1.8	2	6	380
Williams, Torin	28	4	54	140	.386	2	4	.500	32	51	.627	29	60	89	3.2	47	0	140	5.0	23	0.8	18	1.3	6	6	484
Yowell, Don	13	13	15	42	.357	0	0	.000	9	16	.563	12	25	37	2.8	25	0	39	3.0	15	1.2	24	0.6	3	2	250
Wilke, Scott	26	0	18	36	.500	4	6	.667	22	44	.500	17	30	47	1.8	26	0	58	2.2	5	0.2	19	0.3	2	2	155
Dunlap, Darren	26	0	17	37	.459	2	2	1.000	17	26	.654	2	15	17	0.7	31	1	51	2.0	23	0.9	32	0.7	1	11	216
Cunningham, Brian	6	0	3	7	.429	0	0	.000	3	4	.750	2	2	4	0.7	3	0	9	1.5	1	0.2	0	0	3	1	48
Davis, Brad	11	0	2	5	.400	0	0	.000	0	1	.000	1	3	4	0.4	4	0	4	0.4	1	0.1	0	0	0	0	23
TEAM												27	36	63												
	28		771	1649	.468	43	63	.683	475	692	.686	358	693	1051	37.5	610	95	2061	73.6	544	19.4	445	1.2	95	169	5650

### 11-17 (5-9 Big Eight) Head Coach: Tom Apke

Assistants: Randy Eckkar, Alvin Gentry, Ralph Patterson

#	Name	Class	Pos.	Ht.	Wt.	Hometown (High School)
12	Anderson, Barry	Sr.	F	6-6	200	Denver, Colo. (Montbello)
30	Cunningham, Brian	So.	F	6-7	210	Denver, Colo. (Lutheran)
34	Davis, Brad	So.	G	6-4	185	Golden, Colo. (Wheat Ridge)
45	Downs, Randy	Jr.	C	6-9	225	LaPuente, Calif. (Nogales)
15	Dunlap, Darren	So.	G	6-3	180	Colorado Spgs., Colo. (Palmer)
31	Flory, Mike	Fr.	G	6-6	200	Rhineland, Wis. (Rhineland)
11	Lee, Michael	Fr.	G	6-4	185	Las Vegas, Nev. (Western)
10	Pruitt, Tony	Sr.	G	6-4	190	Chicago, Ill. (Simeon)
4	Reid, Mike	Jr.	G	6-1	180	Rock Island, Ill. (Rock Island)
32	Stivins, Alex	Sr.	F	6-8	220	Lincoln, Neb. (East)
54	Wilke, Scott	Fr.	F/C	6-9	230	Panama, Iowa (Harlan)
44	Williams, Torin	Fr.	F/C	6-9	210	Los Angeles, Calif. (Verbum Dei)
55	Yowell, Don	Jr.	F	6-9	220	Arvada, Colo. (Arvada)

Home: 11-4 Road: 0-13 Neutral: 0-0



Randy Downs

### SEASON NOTES

- Alex Stivins was selected to the Big Eight All-Conference (AP & UPI) second team.
- Randy Downs led the Buffs in scoring (16.4 ppg.). He became only the third player in CU history to reach the 1,000-point plateau as a junior.
- Stivins finished sixth nationally in rebounding (11.7 rpg.) and averaged a double-double (15.7 ppg., 11.7 rpg.).
- Michael Lee was named to the UPU All-Off-The-Bench first team.
- CU enjoyed another fine season at home, as the Buffs posted an 11-4 mark in Boulder, including a 5-2 in league play.
- Stivins became the seventh player at CU to average a double-double, and CU's first since 1971-72 (Jim Creighton).
- Stivins was named the Big Eight NCAA Postgraduate Scholarship winner, he also made the Academic All-Conference team for the second straight year.
- From Feb. 7 through Feb. 16, CU won three-straight conference games - all at home (Iowa State, Nebraska, Oklahoma State). It was CU's first three game win streak in conference play in nine years (1976-77).

# COLORADO BUFFALOES

## 1985-86

M	D	Year	Opponent	Score	FG	FGA	Pct.	FT	FTA	Pct	OR	DR	TR	PF	Pts	Ast	TO	Blk	Stl	Min.
11	23	1985	Fort Lewis	W 84-68	32	55	.582	20	26	.769	8	26	34	20	84	13	17	3	8	200
11	26	1985	Phillips	W 81-59	33	61	.541	15	22	.682	13	27	40	19	81	23	18	2	9	200
11	30	1985	Detroit	W 84-71	30	53	.566	24	32	.750	11	22	33	18	84	17	13	4	6	200
12	2	1985	Santa Clara	W 101-71	37	68	.544	27	36	.750	15	25	40	26	101	22	14	1	13	200
12	4	1985	at Tulsa	L 65-76	27	54	.500	11	16	.688	9	19	28	19	65	12	15	3	4	200
12	7	1985	Wyoming	W 74-71	24	46	.522	26	36	.722	8	18	26	19	74	15	17	3	8	200
12	11	1985	Colorado State	W 78-65	29	46	.630	20	27	.741	7	20	27	18	78	20	18	2	6	200
12	14	1985	at Utah	L 62-82	26	60	.433	10	18	.556	7	23	30	21	62	12	12	4	5	200
12	21	1985	Bradley	L 69-79	25	61	.410	19	24	.792	15	28	43	20	69	14	19	2	4	200
12	28	1985	at Texas Tech	W 70-62	28	42	.667	14	17	.824	4	21	25	19	70	21	16	3	5	200
1	6	1986	St. Mary's	W 80-70	29	51	.569	22	32	.688	13	23	36	17	80	20	12	4	4	200
1	8	1986	at Dayton	L 66-67	25	44	.568	16	17	.941	5	22	27	17	66	15	17	1	4	200
1	11	1986	at Marquette	L 71-91	22	46	.478	27	31	.871	7	17	24	25	71	19	24	2	5	200
1	15	1986	* Oklahoma	L 82-94	33	58	.569	16	19	.842	5	28	33	23	82	20	18	3	6	200
1	18	1986	* Kansas State	L 69-77 (ot)	29	66	.439	11	16	.688	7	33	40	23	69	21	12	3	7	225
1	21	1986	* at Iowa State	L 62-90	24	55	.436	14	21	.667	11	14	25	20	62	19	22	2	2	200
1	25	1986	* Oklahoma State	L 76-83	29	63	.460	18	28	.643	15	23	38	26	76	22	15	3	11	200
1	28	1986	* at Missouri	L 67-83	26	50	.520	15	21	.714	6	13	19	24	67	11	17	4	6	200
2	1	1986	* Nebraska	L 60-77	25	48	.521	10	14	.714	9	11	20	19	60	20	13	1	4	200
2	5	1986	* at Kansas	L 64-100	26	53	.491	12	19	.632	8	15	23	24	64	12	20	3	3	200
2	8	1986	* at Kansas State	L 53-79	23	50	.460	7	14	.500	8	15	23	15	53	9	20	2	3	200
2	12	1986	* Iowa State	L 57-83	26	56	.464	5	7	.714	12	16	28	14	57	18	24	4	8	200
2	15	1986	* at Oklahoma	L 73-117	29	76	.382	15	20	.750	10	21	31	20	73	11	17	1	6	200
2	19	1986	* Kansas	L 74-79	32	58	.552	10	13	.769	11	22	33	22	74	22	16	1	8	200
2	22	1986	* at Oklahoma State	L 85-90	32	70	.457	21	24	.875	11	25	36	31	85	13	14	2	3	200
2	26	1986	* at Nebraska	L 72-79	31	53	.585	10	11	.909	4	22	26	27	72	23	15	0	7	200
3	1	1986	* Missouri	L 86-94	37	67	.552	12	18	.667	13	14	27	29	86	23	17	1	10	200
3	7	1986	# vs. Iowa State	L 60-78	22	65	.338	16	19	.842	10	29	39	23	60	13	17	4	7	200

\*-Big Eight Conference; #-Big Eight Tournament - Kansas City

Player	GP	GS	FG	FGA	Pct	3FG	3FGA	Pct	FT	FTA	Pct	OR	DR	TR	RPG	PF	FO	TP	PPG	Ast	APG	TO	A/TO	Blk	Stl	Min
Bullard, Matt	28	28	142	235	.604	9	9	1.000	72	88	.818	57	122	179	6.4	94	7	356	12.7	86	3.1	64	1.3	32	22	869
Downs, Randy	28	19	137	257	.533	9	14	.643	74	100	.740	54	124	178	6.4	59	0	348	12.4	34	1.2	41	0.8	11	11	728
Williams, Torin	28	24	144	274	.526	7	10	.700	57	75	.760	24	99	123	4.4	71	1	345	12.3	29	1.0	50	0.6	8	6	841
Lee, Michael	28	25	107	261	.410	6	9	.667	61	79	.772	13	43	56	2.0	65	2	275	9.8	59	2.1	60	1.0	5	46	807
Wilke, Scott	28	9	96	171	.561	9	10	.900	68	87	.782	44	63	107	3.8	84	3	260	9.3	29	1.0	53	0.5	4	16	491
Reid, Mike	28	25	73	151	.483	3	4	.750	60	80	.750	9	34	43	1.5	87	4	206	7.4	167	6.0	77	2.2	3	41	780
Penix, Jeff	27	3	33	86	.384	1	1	1.000	11	20	.550	6	12	18	0.7	27	0	77	2.9	23	0.5	44	0.5	1	7	391
Dunlap, Darren	3	0	2	7	.286	0	0	.000	4	6	.667	0	1	1	0.3	4	0	8	2.7	4	1.3	2	2.0	0	2	24
Yowell, Don	25	0	21	38	.553	1	1	1.000	17	26	.654	15	22	37	1.5	38	1	59	2.4	10	0.5	22	0.5	2	4	208
Kuosman, David	24	4	19	45	.422	0	0	.000	8	14	.571	2	13	15	0.6	33	0	46	1.9	34	1.4	35	1.0	0	8	269
Countryman, Kenny	18	3	12	38	.316	0	1	.000	8	20	.400	10	11	21	1.2	24	1	32	1.8	16	1.1	15	1.1	0	6	169
Robinson, Brian	15	0	5	12	.417	1	1	1.000	3	3	1.000	3	7	10	0.7	12	0	13	0.9	0	0.0	6	0.0	2	3	48
TEAM																										
	28		791	1575	.502	46	60	.767	443	598	.741	265	588	854	30.5	641	85	2084	74.4	527	18.8	474	1.1	68	172	5625

### 8-20 (0-14 Big Eight) Head Coach: Tom Apke

Assistants: Randy Ecckar, Floyd Kerr, Ralph Patterson

#	Name	Class	Pos.	Ht.	Wt.	Hometown (High School)
50	Bullard, Matt	Fr.	F/C	6-10	210	West Des Moines, Iowa (Valley)
23	Countryman, Ken	Fr.	F	6-3	175	Los Angeles, Calif. (Beverly Hills)
45	Downs, Randy	Sr.	C	6-9	225	LaPuente, Calif. (Nogales)
15	Dunlap, Darren	Jr.	G	6-3	180	Colorado Spgs., Colo. (Palmer)
33	Kuosman, David	Fr.	G	6-4	170	Colorado Spgs., Colo. (Mitchell)
11	Lee, Michael	So.	G	6-4	185	Las Vegas, Nev. (Western)
21	Penix, Jeff	Fr.	G	6-0	175	Las Vegas, Nev. (Chaparral)
4	Reid, Mike	Sr.	G	6-1	180	Rock Island, Ill. (Rock Island)
30	Robinson, Brian	Fr.	G/F	6-5	195	Denver, Colo. (George Washington)
54	Wilke, Scott	So.	F/C	6-9	230	Panama, Iowa (Harlan)
44	Williams, Torin	So.	F	6-9	220	Los Angeles, Calif. (Verbun Dei)
55	Yowell, Don	Sr.	F	6-9	220	Arvada, Colo. (Arvada)

Home: 7-8 Road: 1-11 Neutral: 0-1



Matt Bullard

### SEASON NOTES

- Matt Bullard was named to UPI's All-Freshman team, as he became only the second player ever to lead CU in scoring as a freshman. He was named an AP & UPI conference honorable mention.
- Bullard's 12.7 ppg. average was the second best ever by a frosh, topped only by Emmett Lewis (14.9 his rookie season back in 1975-76). Bullard also shot school record 60.4 FG%, that ranked second in the conference. Bullard is the fourth CU frosh to average 10+ or points a game.
- On Dec. 11, CU's 78-65 victory over Colorado State marked the 800th win in the program's history.
- On March 1, a 94-86 loss to Missouri gave Colorado the dubious distinction of being the only team in Big Eight history to go winless in league play.
- This was only the second 20-loss season in CU history, as the Buffs also ended the year with a seven-game home losing streak and a nine-game road losing skid.
- Mike Reid was named to the Big Eight All-Academic first team.
- The 1985-86 team had at least three seniors on the roster for the fifth straight year.
- Tom Apke coached the Buffs for four years from 1981-86 (59-81, .421).
- On April 2, Tom Miller was named CU's 14th head basketball coach.

## 1986-87

M	D	Year	Opponent	Score	FG	FGA	Pct.	3FG	3FGA	3Pct.	FT	FTA	Pct	OR	DR	TR	PF	Pts	Ast	TO	Blk	Stl	Min.
11	28	1986	Weber State	W 73-57	30	56	.536	0	2	.000	13	20	.650	11	27	38	19	73	17	15	5	7	200
12	2	1986	Utah	W 68-61	25	47	.532	1	4	.250	17	23	.739	9	23	32	27	68	14	21	4	5	200
12	6	1986	at Wyoming	L 42-55	17	45	.378	0	3	.000	8	14	.571	8	20	28	23	42	10	19	2	7	200
12	11	1986	at Colorado State	L 64-67 (ot)	27	53	.509	2	5	.400	8	12	.667	5	24	29	20	64	18	13	5	5	225
12	13	1986	* at Kansas	L 56-59	20	49	.408	0	2	.000	16	26	.615	10	15	25	21	56	11	6	0	10	200
12	18	1986	at Tulsa	W 53-51	20	47	.426	0	1	.000	13	25	.520	8	32	40	20	53	11	16	2	4	200
12	29	1986	at Cal-Santa Barbara	L 72-73	27	55	.491	1	3	.333	17	21	.810	17	14	31	24	72	18	17	0	7	200
12	31	1986	at San Diego	L 51-61	20	48	.417	3	5	.600	8	11	.727	10	22	32	25	51	15	17	2	7	200
1	3	1987	Marquette	L 68-83	27	49	.551	3	9	.333	11	18	.611	9	14	23	21	68	18	18	5	8	200
1	5	1987	at Detroit	L 61-62	29	60	.483	0	3	.000	3	9	.333	13	25	38	19	61	27	14	2	7	200
1	7	1987	at Loyola-Chicago	W 65-64	26	50	.520	0	0	.000	14	18	.778	8	26	34	25	66	14	20	2	5	200
1	10	1987	Dayton	W 77-59	28	50	.560	1	2	.500	20	29	.690	8	27	35	18	77	23	12	4	5	200
1	12	1987	California	W 76-61	29	56	.518	0	0	.000	18	28	.643	14	29	43	16	76	23	11	5	7	200
1	14	1987	* at Iowa State	L 52-66	26	56	.464	0	2	.000	0	1	.000	7	26	33	18	52	15	17	4	4	200
1	17	1987	* at Nebraska	L 66-86	24	63	.381	1	3	.333	17	25	.680	15	18	33	23	66	13	17	1	3	200
1	21	1987	* Kansas State	L 61-92	23	53	.434	2	3	.667	13	19	.684	13	19	32	16	61	17	19	5	4	200
1	24	1987	* at Missouri	L 56-77	19	43	.442	0	0	.000	18	25	.720	12	14	26	24	56	10	19	1	7	200
1	27	1987	* Oklahoma	L 62-87	25	65	.385	3	11	.273	9	13	.692	12	25	37	17	62	16	15	1	6	200
1	31	1987	at Illinois	L 65-69	24	54	.444	1	4	.250	16	22	.727	17	21	38	19	65	15	18	2	4	200
2	4	1987	* at Oklahoma State	L 57-68	18	46	.391	1	6	.167	20	31	.645	14	24	38	30	57	14	23	4	6	200
2	7	1987	* Nebraska	L 65-68	25	50	.500	2	4	.500	13	17	.765	11	24	35	22	65	20	13	8	3	200
2	11	1987	* at Kansas State	L 56-74	19	43	.442	1	6	.167	17	23	.739	10	20	30	24	56	8	24	1	6	200
2	14	1987	* Iowa State	W 77-74	26	48	.542	1	2	.500	24	30	.800	12	23	35	15	77	18	16	1	8	200
2	18	1987	* at Oklahoma	L 84-108	33	54	.611	7	9	.778	11	16	.688	10	23	33	19	84	19	29	3	3	200
2	21	1987	* Missouri	L 68-76	25	51	.490	1	7	.143	17	22	.773	10	23	33	21	68	15	15	4	4	200
2	25	1987	* Kansas	W 66-56	23	48	.479	2	4	.500	18	32	.563	13	22	35	19	66	13	16	2	7	200
2	28	1987	* Oklahoma State	W 55-53	21	42	.500	1	1	1.000	12	18	.667	7	31	38	15	55	15	22	9	5	200
3	6	1987	# vs. Missouri	L 59-65	22	51	.431	0	4	.000	15	18	.833	12	29	41	18	59	7	18	2	3	200

\*-Big Eight Conference; #-Big Eight Tournament - Kansas City

Player	GP	GS	FG	FGA	Pct	3FG	3FGA	Pct	FT	FTA	Pct	OR	DR	TR	RPG	PF	FO	TP	PPG	Ast	APG	TO A/TO	Blk	Stl	Min	
Bullard, Matt	28	28	182	349	.521	5	26	.192	95	128	.742	77	183	260	9.3	100	6	464	16.6	61	2.2	62	1.0	35	20	938
Wilke, Scott	28	28	172	330	.521	0	3	.000	103	146	.705	61	127	188	6.7	100	6	447	16.0	55	2.0	79	0.7	14	24	906
Lee, Michael	26	13	74	205	.361	9	26	.346	47	79	.595	18	41	59	2.3	60	1	204	7.8	63	2.4	66	1.0	3	24	689
Becker, Dan	28	22	78	156	.500	2	4	.500	50	69	.725	35	85	120	4.3	59	1	208	7.4	48	1.7	63	0.8	19	18	758
Penix, Jeff	28	23	46	104	.442	13	27	.481	24	36	.667	6	19	25	0.9	50	1	129	4.6	56	2.0	74	0.8	0	18	677
Robinson, Brian	28	6	52	110	.473	0	1	.000	22	36	.611	34	40	74	2.6	67	0	126	4.5	25	0.9	46	0.5	4	10	440
Countryman, Kenny	28	15	26	67	.388	2	5	.400	18	27	.667	18	38	56	2.0	55	0	72	2.6	72	2.6	41	1.8	3	32	523
Kuosman, David	28	5	28	54	.519	2	10	.200	10	14	.714	6	27	33	1.2	38	0	68	2.4	36	1.3	28	1.3	1	9	348
Vaughan, Brent	27	0	19	52	.365	0	1	.000	14	26	.538	10	24	34	1.3	44	1	52	1.9	13	0.5	18	0.7	6	3	286
Nash, Kerry	14	0	1	4	.250	1	2	.500	2	3	.667	2	4	6	0.4	4	0	5	0.4	4	0.3	3	1.3	0	0	47
Lenderman, Brent	7	0	0	0	.000	0	0	.000	1	2	.500	1	2	3	0.4	1	0	1	0.1	1	0.1	0	0.0	0	0	9
Conger, Matt	3	0	0	1	.000	0	0	.000	0	0	.000	0	0	0	0.0	0	0	0	0.0	0	0.0	0	0.0	0	0	4
TEAM														24												
<b>28</b>			<b>678</b>	<b>1432</b>	<b>.474</b>	<b>77</b>	<b>198</b>	<b>.389</b>	<b>387</b>	<b>571</b>	<b>.678</b>	<b>295</b>	<b>626</b>	<b>945</b>	<b>33.8</b>	<b>638</b>	<b>95</b>	<b>1820</b>	<b>65.0</b>	<b>456</b>	<b>16.3</b>	<b>491</b>	<b>0.9</b>	<b>85</b>	<b>158</b>	<b>5625</b>

### 9-19 (3-11 Big Eight) Head Coach: Tom Miller

Assistants: Brad Nadborne, Mike Connors, Bill Perkins

#	Name	Class	Pos.	Ht.	Wt.	Hometown (High School)
22	Becker, Dan	So.	F	6-7	205	Winnipeg, Manitoba (Fort Richmond)
50	Bullard, Matt	So.	F	6-10	200	West Des Moines, Iowa (Valley)
3	Countryman, Ken	So.	G	6-3	175	Los Angeles, Calif. (Beverly Hills)
33	Kuosman, David	So.	G	6-4	175	Colorado Spgs., Colo. (Mitchell)
24	Lee, Michael	Jr.	G	6-4	185	Las Vegas, Nev. (Western)
10	Nash, Kerry	Fr.	G	6-1	165	Denver, Colo. (George Washington)
21	Penix, Jeff	So.	G	6-0	175	Las Vegas, Nev. (Chaparral)
23	Robinson, Brian	So.	F	6-5	195	Denver, Colo. (George Washington)
32	Vaughan, Brent	Fr.	F	6-8	185	Bloomington, Ind. (South)
54	Wilke, Scott	Jr.	C	6-9	230	Panama, Iowa (Harlan)
44	Williams, Torin	Jr.	F	6-10	220	Los Angeles, Calif. (Verbum Dei)

Home: 7-5 Road: 2-13 Neutral: 0-1



Scott Wilke

### SEASON NOTES

- On Dec. 18, in CU's first ever ESPN appearance, the Buffs defeated Tulsa behind Matt Bullard's 15 points and nine assists.
- On Feb. 14, Bullard's 3-point shot with seven seconds remaining gave CU its first Big Eight victory in 26 straight outings, as the Buffaloes edged Iowa State 77-74.
- On Feb. 25, CU outscored Kansas 42-38 in the second half to stun the No. 16 Jayhawks 65-56 at the Coors Events Center.
- Ken Countryman became the first player since 1984-85 to lead the team in both assists (72) and steals (32).
- Matt Bullard scored 464 points ranking as the 11th most for a season in CU history; his 260 rebounds were the ninth highest season total.
- The Buffs' 1-2 scoring punch of Matt Bullard and Scott Wilke turned out to be the third highest scoring combination in CU history. Bullard and Wilke both received All-Big Eight AP & UPI honorable mention honors.



Tom Miller  
1986-87 – 1989-90

SEASON-BY-SEASON

# COLORADO BUFFALOES

## 1987-88

M	D	Year	Opponent	Score	FG	FGA	Pct.	3FG	3FGA	3Pct.	FT	FTA	Pct	OR	DR	TR	PF	Pts	Ast	TO	Blk	Stl	Min.
11	28	1987	Washington	W 75-61	27	50	.540	0	2	.000	21	28	.750	9	23	32	22	75	17	18	3	4	200
11	30	1987	at Utah	L 64-93	23	58	.397	2	8	.250	16	25	.640	10	11	21	14	64	10	14	4	8	200
12	2	1987	Wyoming	L 68-100	25	66	.379	2	10	.200	16	29	.552	16	20	36	19	68	15	17	1	8	200
12	4	1987	Arkansas-Little Rock	L 57-62	19	48	.396	1	4	.250	18	26	.692	12	26	38	22	57	14	25	2	5	200
12	7	1987	at Purdue	L 54-72	21	54	.389	3	6	.500	9	14	.643	11	30	41	26	54	12	25	4	5	200
12	9	1987	at Bradley	L 78-94	29	66	.439	3	9	.333	17	24	.708	15	25	40	23	78	16	12	1	5	200
12	19	1987	at Weber State	W 72-69	32	52	.615	0	0	.000	8	15	.533	11	19	30	19	72	21	20	4	8	200
12	22	1987	Loyola-Chicago	L 76-79	33	65	.508	0	1	.000	10	12	.833	11	21	32	16	76	20	12	1	4	200
12	30	1987	^ vs. Illinois	L 68-86	26	64	.406	1	6	.167	15	22	.682	19	20	39	23	68	14	24	4	9	200
1	2	1988	at Santa Clara	L 60-75	19	53	.358	5	14	.357	17	23	.739	14	17	31	26	60	11	21	5	9	200
1	4	1988	at St. Mary's	L 66-77	22	60	.367	9	16	.563	13	17	.765	12	24	36	27	66	16	15	3	9	200
1	9	1988	San Diego	W 83-72	27	47	.574	1	4	.250	28	41	.683	8	22	30	14	83	21	9	4	7	200
1	11	1988	Colorado State	W 60-44	20	49	.408	2	7	.286	18	24	.750	13	34	47	22	60	17	17	6	5	200
1	16	1988	* at Oklahoma State	L 71-86	27	57	.474	5	11	.455	12	22	.545	14	21	35	21	71	15	6	3	19	200
1	20	1988	* Oklahoma	L 76-96	32	60	.533	2	5	.400	10	20	.500	9	31	40	19	76	22	26	5	4	200
1	27	1988	* Kansas State	L 60-68	25	55	.455	1	8	.125	9	10	.900	9	20	29	20	60	14	11	3	5	200
1	30	1988	* Nebraska	L 57-63	23	48	.479	3	10	.300	8	12	.667	9	18	27	15	57	15	17	1	7	200
2	3	1988	* at Missouri	L 69-99	27	74	.365	5	15	.333	10	12	.833	12	17	29	24	69	11	12	3	10	200
2	6	1988	* at Kansas	L 62-73	24	60	.400	7	18	.389	7	15	.467	12	17	29	22	62	12	16	1	5	200
2	10	1988	* Iowa State	W 87-75	32	57	.561	1	1	1.000	22	30	.733	12	27	39	14	87	18	12	5	5	200
2	13	1988	* Oklahoma State	W 73-71	28	50	.560	3	6	.500	14	23	.609	11	23	34	24	73	20	19	4	4	200
2	16	1988	* at Kansas State	L 65-83	22	57	.386	6	16	.375	15	23	.652	10	14	24	15	65	9	6	0	4	200
2	21	1988	* at Nebraska	L 67-75	27	59	.458	3	11	.273	10	20	.500	8	28	36	25	67	15	13	0	5	200
2	24	1988	* Missouri	W 87-78	31	51	.608	0	4	.000	25	32	.781	6	23	29	16	87	18	18	2	7	200
2	27	1988	* at Oklahoma	L 84-134	31	75	.413	4	8	.500	18	27	.667	14	27	41	20	84	15	26	3	6	200
3	2	1988	* Kansas	L 64-85	23	60	.383	2	10	.200	16	21	.762	12	17	29	22	64	14	11	2	6	200
3	5	1988	* at Iowa State	L 62-98	25	70	.357	5	11	.455	7	11	.636	16	24	40	18	62	15	27	4	12	200
3	11	1988	# vs. Oklahoma	L 66-99	22	72	.306	2	12	.167	20	27	.741	18	38	56	23	66	8	24	2	13	200

\*-Big Eight Conference; #-Big Eight Tournament - Kansas City; ^-Mile High Classic - Denver

Player	GP	GS	FG	FGA	Pct	3FG	3FGA	Pct	FT	FTA	Pct	OR	DR	TR	RPG	PF	FO	TP	PPG	Ast	APG	TO A/TO	Blk	Stl	Min	
Wilke, Scott	28	28	241	447	.539	5	12	.417	114	172	.663	82	152	234	8.4	97	2	601	21.5	64	2.3	72	0.9	21	31	1012
Robinson, Brian	28	24	105	219	.479	0	1	.000	61	80	.763	52	96	148	5.3	80	3	271	9.7	24	0.9	53	0.5	7	10	698
Becker, Dan	28	14	78	183	.426	5	7	.714	43	70	.614	38	75	113	4.0	57	2	204	7.3	39	1.4	62	0.6	12	16	647
Lee, Michael	21	15	51	146	.349	10	31	.323	38	51	.745	7	32	39	1.9	42	1	150	7.1	47	2.2	56	0.8	3	18	491
Wise, Stevie	28	18	58	150	.387	12	51	.235	40	52	.769	12	52	64	2.3	46	1	168	6.0	79	2.8	69	1.1	2	24	611
Vaughan, Brent	28	13	51	109	.468	4	12	.333	32	38	.842	32	46	78	2.8	64	1	138	4.9	14	0.5	20	0.7	8	11	550
Chapman, Torrance	26	15	43	103	.417	1	11	.091	27	50	.540	17	47	64	2.5	64	0	114	4.4	63	2.4	64	1.0	10	28	533
Molis, Brian	26	2	37	104	.356	26	63	.413	10	19	.526	13	28	41	1.6	39	0	110	4.2	35	1.3	24	1.5	4	15	365
Countryman, Kenny	9	4	8	16	.500	6	10	.600	8	10	.800	2	4	6	0.7	9	0	30	3.3	21	2.3	15	1.4	0	12	110
Guest, Rodell "House"	28	6	26	88	.295	2	3	.667	23	41	.561	39	51	90	3.2	50	3	77	2.8	14	0.5	27	0.5	10	11	345
Penix, Jeff	16	0	9	39	.231	4	17	.235	10	14	.714	5	5	10	0.6	7	0	32	2.0	8	0.5	12	0.7	0	1	97
Markham, Bill	3	0	2	2	1.000	0	0	.000	0	0	.000	0	2	2	0.7	0	0	4	1.3	0	0.0	0	0.0	3	0	14
Nash, Kerry	15	2	7	13	.538	0	1	.000	1	4	.250	1	6	7	0.5	2	0	15	1.0	10	0.7	8	1.3	0	4	81
Kuosman, David	18	0	6	17	.353	3	13	.231	2	4	.500	3	2	5	0.3	14	0	17	0.9	7	0.4	4	1.8	0	2	42
Jackson, Steve	3	0	0	1	.000	0	1	.000	0	0	.000	0	0	0	0.0	1	0	0	0.0	0	0.0	0	0.0	0	2	4
TEAM															77											
	28		722	1637	.441	78	233	.335	409	605	.676	303	598	978	34.9	572	13	1931	69.0	425	15.2	486	0.9	80	185	5600

### 7-21 (3-11 Big Eight) Head Coach: Tom Miller

Assistants: Brad Nadborne, Mike Connors, Bill Perkins

#	Name	Class	Pos.	Ht.	Wt.	Hometown (High School)
15	Axley, Steve	Fr.	G	6-1	180	Tulsa, Okla. (Bishop Kelly)
22	Becker, Dan	Jr.	F	6-7	220	Winnipeg, Manitoba (Fort Richmond)
4	Chapman, Torrance	Jr.	G	6-3	180	Maywood, Ill. (Proviso East)
3	Countryman, Ken	Jr.	G	6-3	175	Los Angeles, Calif. (Beverly Hills)
30	Guest, Rodell	Fr.	F	6-5	215	Dayton, Ohio (Jefferson)
11	Jackson, Steve	Jr.	G	5-10	160	Denver, Colo. (Mullen)
33	Kuosman, David	Jr.	G	6-4	190	Colorado Spgs., Colo. (Mitchell)
24	Lee, Michael	Sr.	G	6-4	185	Las Vegas, Nev. (Western)
44	Markham, Bill	Fr.	C	6-11	230	Arlington Heights, Ill. (Hersey)
14	Molis, Brian	Fr.	G	6-4	185	Westchester, Ill. (St. Joseph's)
10	Nash, Kerry	So.	G	6-1	165	Denver, Colo. (George Washington)
21	Penix, Jeff	Jr.	G	6-0	175	Las Vegas, Nev. (Chaparral)
23	Robinson, Brian	Jr.	F	6-5	200	Denver, Colo. (George Washington)
32	Vaughan, Brent	So.	F	6-8	200	Bloomington, Ind. (South)
54	Wilke, Scott	Sr.	C	6-10	230	Panama, Iowa (Harlan)
12	Wise, Steve	Fr.	G	6-2	175	Detroit, Mich. (Southwestern)



Brian Robinson

### SEASON NOTES

- Scott Wilke was named to the All-Big Eight AP & UPI second team.
- Wilke averaged 21.5 points a game, the first time a CU player averaged that many since Scott Wedman in 1973-4 (20.0 ppg.).
- On Nov. 28, Wilke scored 24 points to lead CU to its 12th consecutive home-opening victory at the Events Center, as the Buffs defeated the Washington 75-61.
- On Jan. 9, CU broke a four-game losing streak as Wilke scored 24 points to lead the Buffs to a 83-72 victory over San Diego. Wilke's second basket of the evening gave him his 1000th career point, which made him the 14th Buff to reach the milestone.
- On Feb. 13, CU won its 500th game in Boulder, as the Buffs beat Oklahoma State 73-71.
- David Kuosman was named to the All-Big Eight Academic team.

Home: 6-7 Road: 1-12 Neutral: 0-2



M	D	Year	Opponent	Score	FG	FGA	Pct.	3FG	3FGA	3Pct.	FT	FTA	Pct	OR	DR	TR	PF	Pts	Ast	TO	Blk	Stl	Min.
11	25	1988	Santa Barbara	L 70-71	21	57	.368	3	9	.333	25	36	.694	11	28	39	19	70	15	14	1	4	200
11	27	1988	at Washington	L 87-97	35	76	.461	2	10	.200	15	20	.750	18	21	39	27	87	18	22	2	10	200
11	30	1988	at Colorado State	L 72-73	28	51	.549	4	6	.667	12	16	.750	9	17	26	21	72	17	10	1	8	200
12	4	1988	^ vs. Purdue	W 67-66	27	65	.415	3	11	.273	10	14	.714	12	24	36	20	67	10	15	3	7	200
12	6	1988	Utah	W 68-65	26	48	.542	0	4	.000	16	23	.696	12	20	32	19	68	11	18	1	5	200
12	8	1988	at Arkansas-Little Rock	L 66-89	23	59	.390	3	12	.250	17	30	.567	14	29	43	19	66	14	21	3	8	200
12	11	1988	St. Louis	W 85-76 (ot)	28	58	.483	2	8	.250	27	45	.600	16	31	47	23	85	16	11	3	5	225
12	14	1988	at Wyoming	L 68-81	28	58	.483	1	7	.143	11	21	.524	13	23	36	31	68	14	19	2	4	200
12	23	1988	Northern Arizona	W 82-59	33	65	.508	4	7	.571	12	19	.632	13	32	45	25	82	25	16	7	7	200
12	28	1988	% vs. Michigan State	L 57-60	24	57	.421	3	12	.250	6	10	.600	12	26	38	15	57	16	17	11	7	200
12	29	1988	% vs. St. Joseph's	W 72-54	25	52	.481	4	9	.444	18	30	.600	18	27	45	19	72	16	16	3	4	200
12	30	1988	% vs. Middle Tennessee St.	L 105-107 (ot)	37	68	.544	4	12	.333	27	34	.794	8	27	35	15	105	18	12	4	6	225
1	2	1989	at California	L 54-70	21	51	.412	2	17	.118	10	12	.833	9	26	35	29	54	14	19	4	2	200
1	7	1989	* Missouri	L 75-84	25	59	.424	4	12	.333	21	28	.750	15	22	37	22	75	13	15	1	5	200
1	11	1989	* at Iowa State	L 77-81 (ot)	32	66	.485	1	7	.143	12	16	.750	14	24	38	23	77	13	22	7	6	225
1	18	1989	* at Kansas State	L 84-98	32	60	.533	5	13	.385	15	21	.714	5	19	24	20	84	21	9	1	3	200
1	21	1989	* Kansas	L 74-89	25	56	.446	4	14	.286	20	26	.769	13	19	32	17	74	15	22	1	8	200
1	25	1989	* at Oklahoma	L 86-122	32	73	.438	3	14	.214	19	25	.760	17	20	37	28	86	8	29	6	7	200
2	1	1989	* Oklahoma State	W 102-86	35	63	.556	6	11	.545	26	39	.667	17	32	49	27	102	18	19	6	3	200
2	8	1989	* Nebraska	W 83-80	31	61	.508	1	7	.143	20	25	.800	13	28	41	14	83	21	23	2	5	200
2	11	1989	* at Oklahoma State	L 82-100	32	70	.457	1	11	.091	17	23	.739	12	24	36	22	82	10	21	4	7	200
2	15	1989	* Kansas State	L 79-87	32	60	.533	2	9	.222	13	19	.684	14	16	30	19	79	16	12	4	4	200
2	18	1989	* Oklahoma	L 88-106	33	76	.434	4	12	.333	18	30	.600	16	36	52	24	88	18	14	4	4	200
2	22	1989	* at Nebraska	L 59-97	23	68	.338	2	12	.167	11	18	.611	8	23	31	32	59	11	26	2	10	200
2	25	1989	* at Kansas	L 83-111	28	60	.467	6	12	.500	21	27	.778	6	15	21	32	83	16	20	3	10	200
3	1	1989	* Iowa State	L 68-83	27	70	.386	2	15	.133	12	16	.750	16	16	32	17	68	17	12	1	6	200
3	4	1989	* at Missouri	L 65-66	22	43	.512	6	11	.545	15	18	.833	4	21	25	22	65	9	15	2	4	200
3	10	1989	# vs. Oklahoma	L 87-95 (2ot)	32	81	.395	6	19	.316	17	23	.739	26	36	62	28	87	15	15	5	3	250

\*Big Eight Conference; #Big Eight Tournament - Kansas City; ^-Mile High Classic - Denver; %Far West Classic - Portland, Ore.

Player	GP	GS	FG	FGA	Pct	3FG	3FGA	Pct	FT	FTA	Pct	OR	DR	TR	RPG	PF	FO	TP	PPG	Ast	APG	TO A/TO	Blk	Stl	Min	
Vandiver, Shaun	28	28	198	367	.540	1	4	.250	112	146	.767	91	204	295	10.5	101	8	509	18.2	56	2.0	80	0.7	16	14	991
Robinson, Brian	22	15	101	196	.515	6	12	.500	57	99	.576	46	71	117	5.3	65	4	265	12.0	24	1.1	53	0.5	2	8	545
Wise, Stevie	28	21	113	275	.411	40	125	.320	39	57	.684	9	55	64	2.3	70	2	305	10.9	86	3.1	83	1.0	9	37	814
Morton, Reggie	28	27	98	219	.447	15	58	.259	55	71	.775	26	57	83	3.0	76	1	266	9.5	100	3.6	69	1.4	0	25	934
Becker, Dan	28	13	85	183	.464	3	13	.231	73	98	.745	34	69	103	3.7	65	5	246	8.8	30	1.1	53	0.6	28	15	600
Hunter, James	5	2	11	22	.500	0	0	.000	8	12	.667	6	11	17	3.4	12	1	30	6.0	2	0.4	11	0.2	1	1	98
Guest, Rodell "House"	28	20	63	144	.438	1	4	.250	35	64	.547	48	70	118	4.2	91	5	162	5.8	38	1.4	45	0.8	22	14	536
Robinson, Randy	27	2	35	80	.438	0	7	.000	15	31	.484	26	34	60	2.2	43	1	85	3.1	26	1.0	24	1.1	4	15	325
Molis, Brian	26	6	25	77	.325	7	35	.200	20	22	.909	10	23	33	1.3	31	0	77	3.0	18	0.7	16	1.1	4	11	250
Penix, Jeff	26	2	28	74	.378	6	21	.286	11	16	.688	5	18	23	0.9	21	0	73	2.8	27	1.0	23	1.2	0	6	264
Vaughan, Brent	26	4	23	52	.442	2	7	.286	24	27	.889	16	15	31	1.2	26	0	72	2.8	7	0.3	19	0.4	7	11	253
Kuosman, David	18	0	10	31	.323	7	17	.412	9	13	.692	3	4	7	0.4	20	0	36	2.0	11	0.6	3	3.7	0	5	70
Markham, Bill	11	0	7	10	.700	0	0	.000	5	8	.625	3	9	12	1.1	8	0	19	1.7	0	0.0	4	0.0	1	0	42
Wynne, Tom	2	0	0	1	.000	0	0	.000	0	0	.000	0	0	0	0.0	0	0	0	0.0	0	0.0	1	0.0	0	0	3
TEAM														85												
	28		797	1731	.460	88	303	.290	463	664	.697	323	640	1048	37.4	629	27	2145	76.6	425	15.2	484	0.9	94	162	5725

**7-21 (2-12 Big Eight) Head Coach: Tom Miller**  
**Assistants: Mike Connors, Bobby Wilkerson, Gerry Freitas**

#	Name	Class	Pos.	Ht.	Wt.	Hometown (High School)
22	Becker, Dan	Sr.	F	6-7	220	Winnipeg, Manitoba (Fort Richmond)
33	Guest, Rodell	So.	F	6-5	215	Dayton, Ohio (Jefferson)
34	Hunter, James	Fr.	G	6-4	185	Detroit, Mich. (Southwestern)
3	Kuosman, David	Sr.	G	6-4	190	Colorado Spgs., Colo. (Mitchell)
44	Markham, Bill	Fr.	C	6-11	230	Arlington Heights, Ill. (Hersey)
14	Molis, Brian	So.	G	6-4	185	Westchester, Ill. (St. Joseph's)
15	Morton, Reggie	Jr.	G	6-1	175	Derby, Kan. (Derby)
21	Penix, Jeff	Sr.	G	6-0	175	Las Vegas, Nev. (Chaparral)
23	Robinson, Brian	Sr.	F	6-5	225	Denver, Colo. (George Washington)
25	Robinson, Randy	Fr.	F	6-5	185	San Diego, Calif. (Kearny)
35	Vandiver, Shaun	So.	C	6-10	220	Bolingbrook, Ill. (Romeoville)
32	Vaughan, Brent	Jr.	F	6-8	200	Bloomington, Ind. (South)
12	Wise, Steve	So.	G	6-2	175	Detroit, Mich. (Southwestern)
4	Wynne, Tom	So.	G	6-5	200	Rockville, Md. (Rockville)

Home: 5-6 Road: 0-12 Neutral: 2-3



**Reggie Morton**

### SEASON NOTES

- Shaun Vandiver was named the Big Eight Conference Newcomer of the Year (AP & UPI) and All-Big Eight second team honors (AP & UPI).
- Vandiver led the Big Eight in rebounding (10.5 rpg.) in all games and conference-only (10.0 rpg.).
- Vandiver became the eighth player at CU to average a double-double (18.2 ppg., 10.5 rpg.). His scoring average was sixth in the Big Eight and his rebounding average was No. 15 nationally.
- On Feb. 1, CU forward Brian Robinson scored 24 points with 12 rebounds, and Brent Vaughan added a career-high 20 points as CU knocked off Oklahoma State, 102-86, to snap a seven-game losing streak and picked up the teams' first conference victory of the season.
- On Feb. 8, Robinson poured in a career high 29 points with 11 rebounds, and Shaun Vandiver added 27 points and 15 rebounds, as CU held off Nebraska 83-80.
- CU forward Brent Vaughn was selected to the All-Big Eight Academic first-team.
- Vandiver one of two Big Eight players to average a double-double (OU's Stacey King).
- Vandiver scored 509 points ranking ninth on the CU scoring list.

# COLORADO BUFFALOES

## 1989-90

SEASON-BY-SEASON

M	D	Year	Opponent	Score	FG	FGA	Pct.	3FG	3FGA	3Pct.	FT	FTA	Pct	OR	DR	TR	PF	Pts	Ast	TO	Blk	Stl	Min.
11	24	1989	Rice	W 102-86	33	60	.550	7	14	.500	29	40	.725	10	32	42	29	102	19	18	4	5	200
11	27	1989	Valparaiso	W 93-53	36	52	.692	4	8	.500	17	29	.586	7	29	36	17	93	18	10	3	6	200
11	30	1989	Wyoming	W 81-77	36	66	.545	1	9	.111	12	24	.500	13	17	30	16	85	20	12	2	11	200
12	2	1989	at Northern Arizona	W 70-54	28	61	.459	3	9	.333	11	13	.846	16	37	53	21	70	21	8	5	5	200
12	4	1989	Illinois State	W 85-79	30	61	.492	0	5	.000	25	37	.676	10	30	40	19	85	13	17	9	2	200
12	8	1989	vs. Utah State	W 104-90	37	64	.578	5	10	.500	25	31	.806	13	21	34	24	104	20	19	2	7	200
12	9	1989	vs. Hawai'i	L 77-86	31	67	.463	2	4	.500	22	29	.759	14	17	31	15	86	20	7	2	9	200
12	13	1989	UC-Irvine	W 98-83	40	79	.506	7	16	.438	11	16	.688	14	19	33	22	98	20	14	8	11	200
12	23	1989	at St. Louis	L 72-77	31	68	.456	6	18	.333	4	10	.400	10	34	44	24	72	14	24	5	8	200
12	29	1989	^ vs. Massachusetts	L 71-78	22	66	.333	4	18	.222	23	29	.793	11	24	35	27	71	12	10	3	4	200
12	30	1989	^ vs. North Carolina	L 101-106	39	73	.534	11	20	.550	12	17	.706	9	26	35	26	101	26	12	1	6	200
1	2	1990	at Eastern Michigan	W 104-109	31	66	.470	7	18	.389	17	24	.708	13	24	37	28	86	16	19	5	6	200
1	6	1990	* Oklahoma	L 61-66	25	54	.463	7	21	.333	4	4	1.000	4	23	27	13	61	13	11	2	6	200
1	13	1990	* Kansas State	W 79-62	24	53	.453	6	13	.462	25	31	.806	10	28	38	20	79	18	7	4	2	200
1	17	1990	Wisconsin-Milwaukee	W 92-74	36	67	.537	5	13	.385	15	22	.682	13	31	44	17	92	18	13	4	5	200
1	20	1990	* at Iowa State	L 95-117	40	79	.506	4	15	.267	11	19	.579	14	24	38	34	95	19	14	2	6	200
1	24	1990	* Oklahoma State	L 68-71	30	57	.526	3	6	.500	5	10	.500	8	27	35	25	68	21	14	1	5	200
1	27	1990	* Missouri	L 89-104	33	73	.452	8	23	.348	15	21	.714	12	22	34	25	89	18	17	5	8	200
1	31	1990	* at Kansas	L 69-90	22	60	.367	0	6	.000	25	34	.735	17	27	44	21	69	5	21	1	4	200
2	4	1990	* at Missouri	L 69-93	26	59	.441	4	18	.222	13	28	.464	13	24	37	27	69	11	11	2	5	200
2	7	1990	* Nebraska	L 82-91	29	64	.453	9	17	.529	15	29	.517	15	24	39	16	82	19	11	2	6	200
2	10	1990	* at Kansas State	L 65-93	28	70	.400	5	22	.227	4	11	.364	12	22	34	24	65	11	16	2	4	200
2	13	1990	* Iowa State	W 83-60	29	58	.500	2	7	.286	23	30	.767	14	31	45	21	83	17	9	0	4	200
2	16	1990	* at Oklahoma	L 64-86	24	65	.369	2	14	.143	14	17	.824	17	19	36	15	64	10	16	6	4	200
2	21	1990	* Kansas	L 71-103	25	62	.403	2	8	.250	19	30	.633	16	18	34	18	71	16	20	3	5	200
2	25	1990	* at Oklahoma State	L 74-81	29	64	.453	9	18	.500	7	10	.700	20	14	34	27	74	15	19	2	7	200
2	28	1990	* at Nebraska	L 82-96	33	70	.471	7	21	.333	9	14	.643	13	16	29	25	82	21	14	0	7	200
3	9	1990	# vs. Missouri	W 92-88 (ot)	29	52	.558	6	12	.500	28	42	.667	9	26	35	19	92	11	13	6	5	225
3	10	1990	# vs. Oklahoma State	W 82-72	30	53	.566	4	11	.364	18	23	.783	10	28	38	21	82	12	10	2	2	200
3	11	1990	# vs. Oklahoma	L 80-92	27	68	.397	6	20	.300	20	25	.800	18	27	45	25	80	10	21	4	5	200

\*Big Eight Conference; ^Mile High Classic - Denver; #Big Eight Tournament - Kansas City

Player	GP	GS	FG	FGA	Pct	3FG	3FGA	Pct	FT	FTA	Pct	OR	DR	TR	RPG	PF	FO	TP	PPG	Ast	APG	TO	A/TO	Blk	Stl	Min
Vandiver, Shaun	30	28	274	462	.593	3	14	.214	117	171	.684	111	225	336	11.2	102	3	668	22.3	62	2.1	76	0.8	36	18	1032
Wise, Stevie	30	30	195	449	.434	76	223	.341	133	158	.842	32	67	99	3.3	64	1	599	20.0	110	3.7	71	1.5	7	49	1034
Morton, Reggie	30	29	154	341	.452	43	115	.374	36	58	.621	28	71	99	3.3	67	1	387	12.9	143	4.8	87	1.6	2	27	1017
Ali, Asad	30	20	80	167	.479	0	0	.000	48	75	.640	50	81	131	4.4	98	5	208	6.9	34	1.1	56	0.6	9	17	691
Vaughan, Brent	30	19	69	151	.457	19	46	.413	32	43	.744	21	67	88	2.9	83	4	189	6.3	41	1.4	29	1.4	9	19	731
Guest, Rodell "House"	30	21	73	170	.429	0	1	.000	41	75	.547	53	103	156	5.2	100	4	187	6.2	26	0.9	56	0.5	24	17	671
Walters, Cody	29	0	23	53	.434	4	10	.400	30	46	.652	20	38	58	2.0	71	1	80	2.8	21	0.7	32	0.7	1	3	374
Markham, Bill	25	2	17	38	.447	0	1	.000	12	21	.571	8	15	23	0.9	29	0	46	1.8	5	0.2	4	1.3	7	2	134
Terrell, Johnny	29	1	18	52	.346	0	8	.000	14	21	.667	4	18	22	0.8	40	0	50	1.7	30	1.0	22	1.4	2	7	257
Wynne, Tom	4	0	2	4	.500	2	3	.667	0	1	.000	0	4	4	1.0	2	0	6	1.5	0	0	2	0	0	0	11
Ball, Steve	16	0	6	12	.500	0	2	.000	5	12	.417	3	6	9	0.6	5	0	17	1.1	6	0.4	3	2.0	0	5	48
Garcia, Gerardo	7	0	0	2	.000	0	0	.000	0	1	.000	0	3	3	0.4	4	0	0	0.0	2	0.3	1	2.0	0	0	12
Purchase, Brian	4	0	0	1	.000	0	0	.000	0	2	.000	1	1	2	0.5	0	0	0	0.0	0	0.0	0	0.0	0	0	6
Williams, Alfred	1	0	0	0	.000	0	0	.000	0	0	.000	0	1	1	1.0	0	0	0	0.0	0	0.0	0	0.0	0	1	1
Woolfork, Ronnie	4	0	0	1	.000	0	0	.000	0	1	.000	1	0	1	0.3	1	0	0	0.0	0	0.0	0	0.0	0	0	6
TEAM															108											
	<b>30</b>		<b>911</b>	<b>1903</b>	<b>.479</b>	<b>147</b>	<b>423</b>	<b>.348</b>	<b>468</b>	<b>685</b>	<b>.683</b>	<b>332</b>	<b>700</b>	<b>1140</b>	<b>38.0</b>	<b>666</b>	<b>19</b>	<b>2437</b>	<b>81.2</b>	<b>480</b>	<b>16.0</b>	<b>439</b>	<b>1.1</b>	<b>97</b>	<b>165</b>	<b>6025</b>

**12-18 (2-12 Big Eight) Head Coach: Tom Miller**  
**Assistants: Mike Connors, Bobby Wilkerson, Gerry Freitas**

#	Name	Class	Pos.	Ht.	Wt.	Hometown (High School)
11	Ali, Asad	Jr.	F	6-7	210	Las Vegas, Nev. (Rancho)
14	Ball, Steve	Fr.	G	6-1	185	Kirkville, Mo. (Kirkville)
33	Guest, Rodell	Jr.	F	6-6	220	Dayton, Ohio (Jefferson)
34	Hunter, James	So.	G/F	6-5	190	Detroit, Mich. (Southwestern)
44	Markham, Bill	So.	C	6-11	230	Arlington Heights, Ill. (Hersey)
15	Morton, Reggie	Sr.	G	6-1	175	Derby, Kan. (Derby)
3	Terrell, Johnny	Fr.	G	6-3	180	Inglewood, Calif. (Inglewood)
35	Vandiver, Shaun	Jr.	C	6-10	220	Boilingbrook, Ill. (Romeoville)
32	Vaughan, Brent	Sr.	F	6-8	200	Bloomington, Ind. (South)
24	Walters, Cody	Jr.	G/F	6-5	195	Hutchington, Kan. (Hutchington)
12	Wise, Steve	Jr.	G	6-3	180	Detroit, Mich. (Southwestern)
22	Wynne, Tom	Jr.	G	6-5	200	Rockville, Md. (Rockville)

Home: 8-5 Road: 1-9 Neutral: 3-4



**Shaun Vandiver**

### SEASON NOTES

- Shaun Vandiver (22.3 ppg.) and Steve Wise (20.0) finished the season as the Big Eight's No. 1 and 2 scorers, respectively, marking the first time two Buffs have accomplished that.
- Vandiver and Wise CU players ended the season averaging 20 points per game each.
- Vandiver was selected to the All-Big Eight first team (AP & UPI); named honorable mention All-American.
- Wise All-Big Eight honorable mention honors (AP & UPI).
- On March 9-11, CU, seeded last at the conference tourney, pulled back-to-back upsets over Missouri and Oklahoma State to become the first eighth-seeded team to make it to the championship game of the Big Eight Postseason Tournament.
- Vandiver scored 75 points (sixth-best all-time tourney effort) and grabbed 41 rebounds (tournament record) in CU's three games. He became only the third tournament MVP to come from a losing team.
- Vandiver scored the second-most points (668) in school history. Cliff Meely scored 729 in 1970-71.
- Head Coach Tom Miller four year mark from 1986-90) was 35-79 (.307).
- On March 29, Joe Harrington was named as CU's 15th head basketball coach.

M	D	Year	Opponent	Score	FG	FGA	Pct.	3FG	3FGA	3Pct.	FT	FTA	Pct	OR	DR	TR	PF	Pts	Asst	TO	Blk	Stl	Min.
11	23	1990	Cal State-Northridge	W 113-89	43	89	.483	5	21	.238	22	32	.688	25	34	59	15	113	30	24	2	12	200
11	26	1990	at Rice	L 68-77	27	73	.370	4	22	.182	10	14	.714	13	23	36	18	68	10	10	4	8	200
11	28	1990	at Texas-San Antonio	W 100-89	39	65	.600	4	8	.500	18	28	.643	12	25	37	16	100	12	22	2	16	200
12	1	1990	at Southwest Missouri	W 78-60	35	62	.565	3	7	.429	5	10	.500	9	23	32	17	78	13	11	8	7	200
12	4	1990	Wisconsin-Green Bay	L 78-83	31	59	.525	9	19	.474	7	12	.583	13	19	32	18	78	17	18	1	6	200
12	7	1990	^ Central Connecticut St.	W 124-108	48	92	.522	2	14	.143	26	41	.634	19	40	59	16	124	32	23	11	17	200
12	8	1990	^ Eastern Michigan	W 88-81	31	64	.484	6	15	.400	20	24	.833	10	22	32	15	88	21	9	1	6	200
12	12	1990	at Wyoming	L 60-62	26	59	.441	2	12	.167	6	12	.500	10	30	40	16	60	12	10	7	7	200
12	23	1990	Stanford	W 89-79	33	57	.579	9	19	.474	14	21	.667	7	19	26	17	89	19	14	2	3	200
12	29	1990	Tennessee State	W 124-82	48	90	.533	8	22	.364	20	30	.667	22	35	57	22	124	31	17	5	7	200
1	2	1991	at San Diego	W 89-82 (ot)	30	71	.423	6	14	.429	23	26	.885	16	27	43	26	89	15	26	4	7	225
1	5	1991	* Iowa State	W 105-81	41	78	.526	12	24	.500	11	14	.786	14	19	33	18	105	25	12	1	13	200
1	9	1991	at Wake Forest	W 89-72	28	52	.538	6	8	.750	27	30	.900	11	25	36	11	89	10	11	1	4	200
1	12	1991	* at Oklahoma	L 97-113	37	82	.451	3	20	.150	20	28	.714	14	19	33	27	97	11	12	2	9	200
1	19	1991	Southwest Missouri	W 69-67	22	44	.500	6	16	.375	19	25	.760	7	25	32	21	69	16	9	7	5	200
1	22	1991	* Nebraska	W 86-69	27	70	.386	7	25	.280	25	29	.862	16	37	53	20	86	17	17	4	3	200
1	26	1991	* at Kansas	L 62-95	24	54	.444	2	9	.222	12	19	.632	11	24	35	24	62	6	30	4	10	200
1	30	1991	* Oklahoma State	L 66-76	27	64	.422	5	19	.263	7	12	.583	15	16	31	17	66	14	9	4	7	200
2	2	1991	* at Kansas State	L 72-73	27	52	.519	5	11	.455	13	15	.867	9	13	22	16	72	16	14	5	5	200
2	6	1991	* Missouri	L 67-75 (ot)	25	74	.338	8	24	.333	9	12	.750	21	25	46	19	67	16	17	5	5	225
2	9	1991	* at Nebraska	L 72-86	27	71	.380	7	27	.259	11	17	.647	13	20	33	23	72	17	10	2	9	200
2	13	1991	* Kansas State	W 85-71	28	53	.528	8	15	.533	21	28	.750	7	23	30	16	85	21	14	4	8	200
2	16	1991	* at Iowa State	W 84-78	31	57	.544	3	6	.500	19	27	.704	11	23	34	22	84	18	16	2	6	200
2	20	1991	* Kansas	W 79-71	29	61	.475	10	21	.476	11	13	.846	12	27	39	13	79	21	13	6	2	200
2	24	1991	* at Oklahoma State	L 67-79	22	43	.512	3	11	.273	20	25	.800	7	21	28	25	67	10	19	3	1	200
2	27	1991	* Oklahoma	L 68-69	30	68	.441	4	21	.190	4	8	.500	11	22	33	17	68	19	11	5	6	200
3	2	1991	* at Missouri	L 51-76	16	61	.262	4	27	.148	15	26	.577	16	22	38	21	51	9	12	4	8	200
3	8	1991	# vs. Kansas	L 76-82	25	59	.424	4	15	.267	22	29	.759	17	23	40	23	76	10	17	5	9	200
3	13	1991	& Michigan	W 71-64	22	58	.379	3	14	.214	24	30	.800	14	23	37	16	71	12	7	2	10	200
3	18	1991	& Wyoming	W 83-75	32	62	.516	4	16	.250	15	21	.714	11	19	30	15	83	23	10	3	9	200
3	21	1991	& Arkansas State	W 81-75	26	40	.650	7	11	.636	22	26	.846	2	14	16	17	81	16	7	1	9	200
3	25	1991	& vs. Oklahoma	L 78-88	29	80	.363	6	27	.222	14	20	.700	23	16	39	25	78	17	13	0	10	200
3	27	1991	& vs. Massachusetts	W 98-91	30	53	.566	5	9	.556	33	45	.733	12	22	34	18	98	18	17	2	11	200

\*Big Eight Conference; #Big Eight Tournament - Kansas City; &-NIT Tournament - First Three in Boulder, Last Two In New York City; ^-Mile High Classic - Boulder

Player	GP	GS	FG	FGA	Pct	3FG	3FGA	Pct	FT	FTA	Pct	OR	DR	TR	RPG	PF	FO	PPG	Asst	APG	TO A/TO	Blk	Stl	Min		
Vandiver, Shaun	33	33	278	478	.582	6	19	.316	137	182	.753	114	217	331	10.0	105	5	699	21.2	65	2.0	73	0.9	38	17	1122
Wise, Stevie	33	33	223	541	.412	86	271	.317	123	161	.764	31	70	101	3.1	73	1	655	19.8	102	3.1	96	1.1	5	69	1127
Hunter, James	33	32	127	294	.432	40	103	.388	46	67	.687	41	82	123	3.7	77	2	340	10.3	62	1.9	75	0.8	9	38	1026
Law, Billy	33	31	67	170	.394	22	75	.293	98	122	.803	20	81	101	3.1	79	1	254	7.7	170	5.2	75	2.3	7	55	937
Guest, Rodell "House"	33	30	96	203	.473	0	1	.000	59	92	.641	69	116	185	5.6	95	3	251	7.6	28	0.8	47	0.6	42	26	859
Gentry, Charles	2	0	5	11	.455	0	0	.000	2	6	.333	1	7	8	4.0	0	0	12	6.0	4	2.0	2	0.0	0	3	25
Ali, Asad	33	1	78	151	.517	2	7	.286	28	34	.824	48	70	118	3.6	68	3	186	5.6	36	1.1	39	0.9	7	14	520
Walters, Cody	33	5	49	122	.402	20	52	.385	20	35	.571	22	34	56	1.7	67	1	138	4.2	48	1.5	32	1.5	7	25	564
Robinson, Randy	26	0	36	77	.468	0	7	.000	17	27	.630	31	19	50	1.9	28	0	89	3.4	22	0.8	18	1.2	1	9	236
Terrell, Johnny	12	0	15	27	.556	2	5	.400	6	10	.600	1	3	4	0.3	4	0	38	3.2	9	0.8	11	0.8	0	5	69
Elmburg, Eric	6	0	4	9	.444	1	6	.167	0	0	.000	1	1	2	0.3	1	0	9	1.5	0	0.0	1	0.0	0	1	15
Markham, Bill	25	0	16	28	.571	0	0	.000	5	7	.714	5	13	18	0.7	20	0	37	1.5	3	0.1	8	0.4	6	0	108
Mann, Cornell	7	0	2	6	.333	1	3	.333	4	6	.667	0	6	6	0.9	3	0	9	1.3	12	1.7	8	1.5	0	1	42
TEAM															108											
	33		996	2117	.470	180	549	.328	545	749	.728	384	719	1211	36.7	620	16	2717	82.3	561	17.0	485	1.2	122	263	6650

**19-14 (5-9 Big Eight) Head Coach: Joe Harrington**  
**Assistants: Tom Abatermarco, Dereck Whittenburg, Scott Sanderson**

#	Name	Class	Pos.	Ht.	Wt.	Hometown (High School)
11	Ali, Asad	Sr.	F	6-7	210	Las Vegas, Nev. (Rancho)
13	Gentry, Charles	Fr.	F	6-7	210	Dallas, Texas (Kimball)
33	Guest, Rodell	Sr.	F	6-5	240	Dayton, Ohio (Jefferson)
34	Hunter, James	Jr.	G/F	6-6	225	Detroit, Mich. (Southwestern)
15	Law, Billy	Jr.	G	5-10	170	Oklahoma City, Okla. (Southeast)
42	Lockley, Larry	Jr.	G	6-3	185	Los Angeles, Calif. (Banning)
32	Mann, Cornell	Fr.	G	6-1	185	Ferndale, Mich. (Ferndale)
44	Markham, Bill	Jr.	C	6-11	245	Arlington Heights, Ill. (Hersey)
25	Robinson, Randy	So.	F	6-7	215	San Diego, Calif. (Kearny)
3	Terrell, Johnny	So.	G	6-3	180	Inglewood, Calif. (Inglewood)
35	Vandiver, Shaun	Sr.	C	6-10	240	Boilingbrook, Ill. (Romeoville)
24	Walters, Cody	Sr.	G/F	6-5	195	Hutchington, Kan. (Hutchington)
12	Wise, Steve	Sr.	G	6-4	200	Detroit, Mich. (Southwestern)

Home: 13-4 Road: 5-8 Neutral: 1-2



**Shaun Vandiver, Cliff Meely, Stevie Wise**

### SEASON NOTES

- Shaun Vandiver averaged 21.2 points and 10 rebounds per game, to earn first team All-Big Eight honors (AP & UPI) and a spot on the NIT all-tournament team.
- Vandiver is the first CU player to average a double-double in all three years since Cliff Meely (1968-71).
- Stevie Wise was an All-Big Eight second team selection (AP & UPI).
- The Buffs' win at Iowa State (84-78) snapped their 56-game regular-season road-losing streak in league play.
- CU ended a 22-year postseason drought with an invitation to play in the National Inv

# COLORADO BUFFALOES

## 1991-92

M	D	Year	Opponent	Score	FG	FGA	Pct.	3FG	3FGA	3Pct.	FT	FTA	Pct	OR	DR	TR	PF	Pts	Ast	TO	Blk	Stl	Min.
11	25	1991	Towson State	W 93-83	29	54	.537	4	9	.444	31	49	.633	15	28	43	24	93	16	20	6	7	200
11	30	1991	at Stanford	L 58-71	23	54	.426	4	11	.364	8	15	.533	11	22	33	27	58	9	19	4	10	200
12	2	1991	at UC-Irvine	W 73-70 (Zot)	26	69	.377	3	13	.231	18	24	.750	17	26	43	26	73	11	22	5	13	250
12	6	1991	^ Mercer	W 78-61	30	54	.556	3	7	.429	15	20	.750	10	27	37	14	78	16	23	5	9	200
12	7	1991	^ Georgia	W 69-58	21	55	.382	1	5	.200	26	34	.765	14	22	36	16	69	12	13	4	9	200
12	11	1991	Wyoming	L 58-60	24	50	.480	5	10	.500	5	12	.417	9	19	28	20	58	18	21	4	10	200
12	21	1991	Northern Arizona	W 90-66	34	66	.515	8	16	.500	14	21	.667	12	26	38	13	90	19	18	2	12	200
12	23	1991	Texas-San Antonio	W 101-86	39	73	.534	7	15	.467	16	19	.842	14	22	36	17	101	22	12	3	9	200
12	28	1991	at Colorado State	W 75-57	29	56	.518	5	12	.417	12	17	.706	10	28	38	22	75	14	16	3	7	200
1	2	1992	at Wisconsin-Green Bay	L 60-69	20	47	.426	1	14	.071	19	27	.704	14	14	28	22	60	8	14	6	7	200
1	4	1992	at North Carolina	L 64-85	24	70	.343	6	13	.462	10	18	.556	18	27	45	19	64	10	17	3	7	200
1	7	1992	San Diego	W 71-63	24	56	.429	4	9	.444	19	35	.543	16	21	37	18	71	15	13	4	8	200
1	11	1992	* Nebraska	L 74-84	29	67	.433	6	24	.250	10	14	.714	11	17	28	20	74	23	14	4	12	200
1	15	1992	Colorado State	W 76-59	28	56	.500	7	14	.500	13	24	.542	13	26	39	16	76	21	9	6	9	200
1	18	1992	* Kansas	L 80-81	28	60	.467	4	15	.267	20	35	.571	15	19	34	23	80	16	15	8	11	200
1	25	1992	* at Missouri	L 52-69	23	57	.404	1	9	.111	5	16	.313	7	22	29	18	52	6	14	3	10	200
2	1	1992	* at Kansas State	L 56-62	22	51	.431	5	14	.357	7	18	.389	10	18	28	21	56	15	17	5	8	200
2	5	1992	* Oklahoma	W 70-68 (ot)	21	56	.375	4	12	.333	24	38	.632	18	28	46	18	70	13	20	6	8	225
2	10	1992	* at Iowa State	L 82-96 (ot)	32	68	.471	4	20	.200	14	22	.636	15	20	35	23	82	14	21	6	10	225
2	12	1992	* Oklahoma State	W 57-53	23	48	.479	2	8	.250	9	13	.692	9	19	28	16	57	13	12	7	9	200
2	15	1992	* at Kansas	L 45-82	13	53	.245	1	12	.083	18	31	.581	15	16	31	12	45	8	30	5	13	200
2	19	1992	* Missouri	W 77-60	29	51	.569	4	10	.400	15	19	.789	5	22	27	14	77	22	11	7	12	200
2	22	1992	* at Oklahoma	L 83-99	30	73	.411	9	21	.429	14	25	.560	22	22	44	23	83	13	15	5	3	200
2	26	1992	* Kansas State	L 66-74	24	61	.393	4	24	.167	14	22	.636	9	21	30	25	66	12	10	5	11	200
2	29	1992	* at Nebraska	L 70-84	29	69	.420	4	22	.182	8	19	.421	18	23	41	26	70	19	18	6	10	200
3	4	1992	* at Oklahoma State	L 63-69	24	46	.522	0	7	.000	15	24	.625	11	17	28	23	63	9	15	0	6	200
3	7	1992	* Iowa State	W 87-83	26	51	.510	2	7	.286	33	41	.805	16	21	37	13	87	16	18	5	6	200
3	13	1992	# vs. Kansas	L 66-84	22	66	.333	7	16	.438	15	23	.652	16	17	33	23	66	9	11	4	9	200

\*-Big Eight Conference; #-Big Eight Tournament - Kansas City; ^-Mile High Classic - Boulder

Player	GP	GS	FG	FGA	Pct	3FG	3FGA	Pct	FT	FTA	Pct	OR	DR	TR	RPG	PF	FO	TP	PPG	Ast	APG	TO A/TO	Blk	Stl	Min	
Boyce, Donnie	28	28	163	389	.419	25	90	.278	66	117	.564	48	85	133	4.8	95	5	417	14.9	87	3.1	105	0.8	27	68	938
Robinson, Randy	28	19	162	295	.549	9	29	.310	62	90	.689	58	75	133	4.8	98	7	395	14.1	49	1.8	69	0.7	19	63	854
Law, Billy	28	28	81	225	.360	34	97	.351	98	138	.710	27	87	114	4.1	84	5	294	10.5	151	5.4	71	2.1	3	59	983
Dean, Mark	28	10	86	170	.506	0	1	.000	70	93	.753	81	87	168	6.0	53	0	242	8.6	16	0.6	37	0.4	5	16	671
Hunter, James	25	15	78	190	.411	20	62	.323	29	38	.763	28	48	76	3.0	48	0	205	8.2	41	1.6	45	0.9	1	9	598
Hodges, Poncho	28	27	65	137	.474	0	1	.000	61	127	.480	52	119	171	6.1	80	1	191	6.8	9	0.3	66	0.1	73	18	829
Price, Greg	15	1	18	36	.500	5	12	.417	5	9	.556	5	13	18	1.2	21	0	46	3.1	3	0.2	8	0.4	1	4	124
Terrell, Johnny	19	2	21	61	.344	6	30	.200	8	11	.727	5	12	17	0.9	24	1	56	2.9	14	0.7	20	0.7	1	1	157
Golgart, Sande	24	9	24	51	.471	2	5	.400	13	21	.619	13	15	28	1.2	16	0	63	2.6	12	0.5	11	1.1	2	6	243
Stephens, Joe	19	0	12	38	.316	5	19	.263	7	11	.636	3	5	8	0.4	13	0	36	1.9	1	0.1	10	0.1	0	2	90
Pulliam, Anthony	26	0	14	38	.368	9	23	.391	6	16	.375	5	11	16	0.6	13	0	43	1.7	17	0.7	16	1.1	0	8	179
Koonce, Nathan	3	0	2	3	.667	0	0	.000	0	0	.000	3	1	4	1.3	0	0	4	1.3	0	0.0	0	0.0	0	0	5
Markham, Bill	11	1	0	4	.000	0	0	.000	2	4	.500	0	2	2	0.2	7	0	2	0.2	0	0.0	0	0.0	0	1	29
TEAM																										
	28		726	1637	.444	137	435	.315	434	691	.628	358	606	964	34.4	569	52	2023	72.3	409	14.6	462	0.9	332	255	5700

**13-15 (4-10 Big Eight) Head Coach: Joe Harrington**  
**Assistants: Tom Abatermarco, Dereck Whittenburg,**  
**Scott Sanderson**

#	Name	Class	Pos.	Ht.	Wt.	Hometown (High School)
24	Boyce, Donnie	Fr.	G/F	6-5	195	Maywood, Ill. (Proviso East)
52	Dean, Mark	So.	F	6-8	200	Nassau, Bahamas (Bailey)
21	Golgart, Sande	Fr.	G/F	6-6	190	Arvada, Colo. (Arvada)
2	Hodges, Poncho	Jr.	C	6-9	230	Seat Pleasant, Md. (De Matha)
34	Hunter, James	Sr.	G/F	6-4	220	Detroit, Mich. (Southwestern)
15	Law, Billy	Sr.	G	5-10	170	Oklahoma City, Okla. (Southeast)
44	Markham, Bill	Sr.	C	6-11	245	Arlington Heights, Ill. (Hersey)
4	Price, Greg	Sr.	F/C	6-11	210	Littleton, Colo. (Arapahoe)
10	Pulliam, Anthony	Fr.	G	6-3	185	Rock Island, Ill. (Rock Island)
25	Robinson, Randy	Jr.	F	6-7	215	San Diego, Calif. (Kearny)
32	Stephens, Joe	Fr.	F	6-7	210	Houston, Texas (North Shore)
3	Terrell, Johnny	Jr.	G	6-1	180	Inglewood, Calif. (Inglewood)

Home: 11-4 Road: 2-10 Neutral: 0-1



**Billy Law**

### SEASON NOTES

- Donnie Boyce led the team in points (14.9 ppg.), was second in assists (3.1 apg.), third in rebounds (4.8 rpg.); and was selected to the Big Eight All-Freshman team.
- Boyce became the third freshman to lead the team in scoring and first since Emmett Lewis (1975-76) and Matt Bullard (1985-86). Boyce would go on to accomplish this feat all four years of his collegiate career, becoming the first of two players to do (Richard Roby: 2004-08).
- CU earned the nickname of "Wednesday Warriors" after pulling off three upset defeats of top-ranked teams on successive Wednesdays. During the first three Wednesdays of February, the Buffs surprised No. 22 Oklahoma, No. 2 Oklahoma State, and No. 9 Missouri.
- Poncho Hodges finished No. 16 nationally in blocked shots (73). Today that ranks third most in a single season. When he graduated, Hodges finished third overall with 131, today he ranks fourth.
- Randy Robinson led the Buffs from the field with a 54.9 FG% tying for 10th at CU.
- Boyce scored 21 points in first game with CU making it the second-best debut since Emmett Lewis (31 pts.) in 1975.
- CU played their way to an 11-4 home record and a .733 winning percentage.

SEASON-BY-SEASON

M	D	Year	Opponent	Score	FG	FGA	Pct.	3FG	3FGA	3Pct.	FT	FTA	Pct	OR	DR	TR	PF	Pts	Ast	TO	Blk	Stl	Min.
12	1	1992	Colorado State	W 72-63	24	51	.471	5	11	.455	19	31	.613	13	21	34	26	72	16	22	5	14	200
12	4	1992	^ Wagner	W 74-66	27	56	.482	6	13	.462	14	31	.452	20	27	47	15	74	20	22	10	8	200
12	5	1992	^ Middle Tennessee State	W 97-57	39	63	.619	4	7	.571	15	22	.682	11	32	43	14	97	26	11	7	12	200
12	8	1992	Wisconsin-Green Bay	W 86-61	26	53	.491	5	16	.313	29	42	.690	12	25	37	22	86	17	15	5	17	200
12	19	1992	at Wyoming	L 72-79	27	69	.391	5	27	.185	13	29	.448	21	16	37	27	72	16	18	5	8	200
12	27	1992	# vs. St. Francis	W 79-61	27	47	.574	2	5	.400	23	38	.605	13	34	47	20	79	14	28	8	8	200
12	28	1992	# at Indiana	L 65-85	28	73	.384	2	14	.143	7	10	.700	19	24	43	17	65	15	19	6	7	200
12	30	1992	at Georgia	L 63-75	27	59	.458	4	12	.333	5	13	.385	17	20	37	24	63	11	25	4	7	200
1	2	1993	at Missouri-Kansas City	L 59-63	22	44	.500	5	11	.455	10	19	.526	10	22	32	18	59	15	19	4	6	200
1	6	1993	Centenary	W 117-96	42	74	.568	4	16	.250	29	39	.744	21	34	55	26	117	29	17	4	10	200
1	9	1993	* Missouri	L 87-91	27	67	.403	7	24	.292	26	34	.765	17	22	39	33	87	19	15	3	6	200
1	13	1993	Buffalo	W 93-50	35	60	.583	2	9	.222	21	27	.778	12	29	41	19	93	24	24	10	17	200
1	16	1993	* at Kansas State	L 78-83 (ot)	32	61	.525	1	6	.167	13	25	.520	15	16	31	26	78	15	22	4	9	225
1	20	1993	Missouri-Kansas City	W 88-66	27	64	.422	4	14	.286	30	39	.769	18	30	48	23	88	15	16	3	5	200
1	23	1993	* Kansas	L 51-82	19	49	.388	2	9	.222	11	16	.688	6	16	22	18	51	11	19	5	12	200
1	25	1993	* Nebraska	L 67-82	24	53	.453	3	7	.429	16	26	.615	10	18	28	20	67	11	16	9	8	200
1	31	1993	* at Oklahoma	L 70-94	28	66	.424	1	6	.167	13	20	.650	20	22	42	20	70	5	25	7	4	200
2	3	1993	* Oklahoma State	L 61-85	24	57	.421	7	17	.412	6	14	.429	8	21	29	20	61	16	24	8	7	200
2	6	1993	* at Iowa State	L 74-94	32	68	.471	5	14	.357	5	15	.333	17	29	46	25	74	10	28	1	5	200
2	13	1993	* at Oklahoma State	L 59-77	20	50	.400	5	14	.357	14	23	.609	9	19	28	17	59	9	21	6	5	200
2	16	1993	* Kansas State	W 88-77	30	51	.588	5	8	.625	23	35	.657	9	24	33	20	88	17	13	10	8	200
2	20	1993	* Oklahoma	W 84-80	25	57	.439	8	15	.533	26	35	.743	20	25	45	15	84	22	13	5	4	200
2	24	1993	* at Nebraska	L 67-76	17	56	.304	3	18	.167	30	39	.769	16	19	35	27	67	8	20	4	10	200
2	27	1993	* at Kansas	L 68-72	25	56	.446	5	12	.417	13	21	.619	13	18	31	18	68	7	19	7	11	200
3	3	1993	* Iowa State	L 66-67	27	55	.491	4	12	.333	8	15	.533	10	30	40	15	66	13	14	7	4	200
3	6	1993	* at Missouri	L 53-70	18	50	.360	4	14	.286	13	21	.619	8	26	34	23	53	5	21	6	15	200
3	12	1993	# vs. Kansas	L 65-82	17	38	.447	3	6	.500	28	38	.737	10	21	31	22	65	5	21	5	5	200

\*Big Eight Conference; #Big Eight Tournament - Kansas City; ^Mile High Classic - Boulder; #Hoosier Classic (Bloomington, Ind.)

Player	GP	GS	FG	FGA	Pct	3FG	3FGA	Pct	FT	FTA	Pct	OR	DR	TR	RPG	PF	FO	TP	PPG	Ast	APG	TO	A/TO	Blk	Stl	Min
Boyce, Donnie	27	25	184	404	.455	23	73	.315	124	194	.639	70	98	168	6.2	91	6	515	19.1	96	3.6	96	1.0	18	52	896
Robinson, Randy	27	27	151	322	.469	28	81	.346	81	122	.664	42	86	128	4.7	101	9	411	15.2	72	2.7	113	0.6	14	56	843
Hodges, Poncho	27	27	110	203	.542	0	0	.000	107	158	.677	77	125	202	7.5	63	3	327	12.1	17	0.6	63	0.3	58	14	849
Allen, Ted	27	22	88	161	.547	4	10	.400	34	53	.642	54	97	151	5.6	94	4	214	7.9	23	0.9	71	0.3	53	27	623
Terrell, Johnny	26	7	40	112	.357	21	67	.313	18	24	.750	10	18	28	1.1	43	1	119	4.6	22	0.8	26	0.8	2	11	359
Dean, Mark	4	0	6	14	.429	0	0	.000	3	8	.375	5	14	19	4.8	5	0	115	3.8	0	0.0	6	0.0	1	3	64
Hefty, Pete	25	17	24	66	.364	11	28	.393	35	49	.714	7	32	39	1.6	61	3	94	3.8	54	2.2	51	1.1	3	27	523
Golgart, Sande	27	5	39	79	.494	6	17	.353	12	21	.571	24	32	56	2.1	37	0	96	3.6	37	1.4	25	1.5	1	18	475
Schulte, Jon	24	1	29	58	.500	0	0	.000	18	39	.462	26	37	63	2.6	34	1	76	3.2	11	0.5	25	0.4	7	5	251
Williams, Kirk	20	1	18	37	.486	6	11	.545	14	24	.583	6	16	22	1.1	20	0	56	2.8	20	1.0	17	1.2	1	6	173
Stephens, Joe	11	0	10	27	.370	3	11	.273	4	8	.500	3	8	11	1.0	5	0	27	2.5	2	0.2	5	0.4	1	2	65
Pulliam, Anthony	23	3	17	64	.266	9	39	.231	10	17	.588	11	30	41	1.8	17	0	53	2.3	37	1.6	28	1.3	0	11	304
TEAM	27		716	1547	.463	111	337	.329	460	717	.642	374	641	1015	37.6	571	27	2003	74.2	391	14.5	526	0.7	159	232	5425

**10-17 (2-12 Big Eight) Head Coach: Joe Harrington**  
**Assistants: Tom Abatermarco, Dereck Whittenburg,**  
**Scott Sanderson**

#	Name	Class	Pos.	Ht.	Wt.	Hometown (High School)
45	Allen, Ted	So.	F/C	6-10	225	Las Vegas, Nev. (Rancho)
24	Boyce, Donnie	So.	G	6-5	195	Maywood, Ill. (Proviso East)
52	Dean, Mark	Jr.	F	6-8	200	Nassau, Bahamas (Bailey)
43	Frandeen, Rich	Fr.	F	6-8	200	Edina, Minn. (Edina)
21	Golgart, Sande	So.	G/F	6-6	190	Arvada, Colo. (Arvada)
12	Hefty, Pete	Fr.	G	6-0	170	Wheat Ridge, Colo. (Wheat Ridge)
33	Hodges, Poncho	Sr.	C	6-9	230	Seat Pleasant, Md. (De Matha)
4	Jacobson, Anders	Jr.	G/F	6-7	190	Littleton, Colo. (Littleton)
22	Koonce, Nathan	So.	F	6-6	210	Montrose, Colo. (Montrose)
19	Page, Dameron	Fr.	G	6-5	195	Colorado Spgs., Colo. (Sierra)
10	Pulliam, Anthony	So.	G	6-3	185	Rock Island, Ill. (Rock Island)
25	Robinson, Randy	Sr.	G/F	6-7	215	San Diego, Calif. (Kearny)
55	Schulte, Jon	Jr.	F/C	6-10	220	Harrisville, R.I. (Burrillville)
32	Stephens, Joe	So.	F	6-7	210	Houston, Texas (North Shore)
3	Terrell, Johnny	Sr.	G	6-1	180	Inglewood, Calif. (Inglewood)
23	Williams, Kirk	Fr.	G	6-4	175	Las Vegas, Nev. (Valley)

Home: 9-5 Road: 0-10 Neutral: 1-2



**Poncho Hodges**

### SEASON NOTES

- CU had multiple players receive post-season honors, including All-Big Eight first team (Donnie Boyce), Phillips 66 Academic All-Big Eight Team (Kirk Williams), All-Big Eight Defensive Team (Poncho Hodges), All-Big Eight Most Improved Team (Poncho Hodges).
- SDonnie Boyce continued to develop and prove himself as a top-notch player in the Big Eight. Boyce led CU and was second among the Big Eight in points per game (19.1); he also led CU in assists per game (3.6), and was second in rebounds per game (6.2).
- Poncho Hodges (30, 2.1) and Ted Allen (27, 1.9) finished first and second, respectively in the conference blocked shots, marking the first time since 1953 that two teammates ranked one-two in that category.
- Ted Allen was named to the Hoosier Classic All-Tournament with a career-best 11 rebounds vs. IU.
- The Buffs began the season with a 5-1 mark after six games, notching the best starting record in the Joe Harrington era.
- For the fourth straight season the Buffaloes finished with an above .500 winning percentage at home.

## 1993-94

M	D	Year	Opponent	Score	FG	FGA	Pct.	3FG	3FGA	3Pct.	FT	FTA	Pct	OR	DR	TR	PF	Pts	Ast	TO	Blk	Stl	Min.
11	29	1993	North Texas	W 76-58	31	63	.492	1	8	.125	13	23	.565	12	26	38	18	76	16	14	7	9	200
12	3	1993	^ Sam Houston State	W 75-51	26	55	.473	2	11	.182	21	32	.656	16	28	44	16	75	16	21	12	9	200
12	4	1993	^ LaSalle	W 84-65	32	72	.444	4	11	.364	16	24	.667	23	26	49	21	84	21	15	7	8	200
12	6	1993	at Colorado State	L 85-97	33	71	.465	8	17	.471	11	15	.733	14	23	37	26	85	15	18	6	11	200
12	9	1993	Wyoming	L 79-87	24	66	.364	4	15	.267	27	37	.730	19	20	39	23	79	13	18	7	6	200
12	21	1993	Cal State-Fullerton	W 79-69	24	58	.414	3	9	.333	28	48	.583	14	27	41	18	79	15	16	6	6	200
12	28	1993	at Nevada	L 68-78	25	65	.385	4	18	.222	14	24	.583	18	26	44	21	68	15	17	7	11	200
12	30	1993	Maryland-Eastern Shore	W 75-62	28	60	.467	1	7	.143	18	29	.621	11	21	32	18	75	20	23	11	11	200
1	3	1994	at Illinois State	L 63-76	24	54	.444	1	11	.091	14	27	.519	11	27	38	25	63	15	28	4	12	200
1	8	1994	* at Nebraska	L 67-106	25	74	.338	1	12	.083	16	27	.593	20	23	43	20	67	11	20	1	9	200
1	12	1994	Missouri-Kansas City	W 84-76	30	55	.545	2	7	.286	22	30	.733	14	17	31	21	84	22	15	3	14	200
1	15	1994	* Missouri	L 72-80	26	54	.481	2	8	.250	18	24	.750	11	24	35	18	72	14	11	8	7	200
1	17	1994	Cal State-Northridge	W 100-85	34	59	.576	4	7	.571	28	36	.778	12	29	41	20	100	25	14	6	8	200
1	19	1994	* Nebraska	W 86-81	27	63	.429	2	9	.222	30	37	.811	24	29	53	15	86	22	15	4	2	200
1	22	1994	* at Kansas State	L 65-71	22	52	.423	1	4	.250	20	25	.800	8	26	34	23	65	8	22	1	5	200
1	26	1994	Cal State-Sacramento	W 80-56	30	70	.429	2	7	.286	18	27	.667	23	36	59	15	80	17	16	5	6	200
1	29	1994	* Kansas	L 53-87	19	60	.317	1	9	.111	14	29	.483	20	24	44	13	53	8	23	6	11	200
2	1	1994	* at Iowa State	L 69-99	27	58	.466	3	15	.200	12	19	.632	9	22	31	13	69	16	19	2	4	200
2	5	1994	* Kansas State	W 67-61	24	53	.453	3	6	.500	16	23	.696	14	28	42	17	67	16	16	7	11	200
2	9	1994	* at Missouri	L 70-82	27	62	.435	6	12	.500	10	14	.714	9	28	37	25	70	13	14	3	2	200
2	12	1994	* at Oklahoma	L 85-98	27	56	.482	3	10	.300	28	46	.609	17	27	44	27	85	9	24	2	4	200
2	19	1994	* Iowa State	L 78-81	30	74	.405	4	14	.286	14	24	.583	26	21	47	17	78	19	12	5	7	200
2	21	1994	* Oklahoma State	L 56-73	22	65	.338	2	14	.143	10	14	.714	18	24	42	20	56	14	14	7	4	200
2	26	1994	* at Kansas	L 62-106	21	71	.296	4	19	.211	16	20	.800	11	18	29	21	62	7	13	7	7	200
3	2	1994	* Oklahoma	L 84-92	26	65	.400	6	17	.353	26	43	.605	15	28	43	21	84	22	14	11	9	200
3	5	1994	* at Oklahoma State	L 68-83	24	58	.414	7	14	.500	13	17	.765	9	26	35	24	68	7	12	3	3	200
3	11	1994	# vs. Missouri	L 62-64	23	52	.442	7	12	.583	9	17	.529	9	26	35	17	62	12	17	4	5	200

\*-Big Eight Conference; #-Big Eight Tournament - Kansas City; ^-Mile High Classic - Boulder

Player	GP	GS	FG	FGA	Pct	3FG	3FGA	Pct	FT	FTA	Pct	OR	DR	TR	RPG	PF	FO	TP	PPG	Ast	APG	TO	A/TO	Blk	Stl	Min
Boyce, Donnie	26	26	189	471	.401	39	123	.317	165	233	.708	58	115	173	6.7	84	2	582	22.4	116	4.5	99	1.2	40	59	893
Dean, Mark	26	26	165	337	.490	2	10	.200	71	147	.483	103	143	246	9.5	77	3	403	15.5	17	0.7	70	0.2	6	25	831
Allen, Ted	27	24	85	195	.436	8	29	.276	56	74	.757	54	100	154	5.7	96	6	234	8.7	55	2.0	79	0.7	55	19	724
Page, Dameon	9	0	20	55	.364	4	21	.190	22	31	.710	2	8	10	1.1	10	0	66	7.3	12	1.3	20	0.6	0	4	110
Edmonds, Fred	26	16	69	170	.406	1	4	.250	42	68	.618	49	52	101	3.9	52	1	181	7.0	43	1.7	43	1.0	23	15	607
Tuck, Mack	10	0	26	70	.371	9	31	.290	3	6	.500	7	12	19	1.9	19	0	64	6.4	18	1.8	18	1.0	4	8	158
Golgart, Sande	27	27	55	115	.478	3	17	.176	41	62	.661	41	77	118	4.4	62	4	154	5.7	53	2.0	42	1.3	5	29	710
Jensen, Greg	24	3	41	80	.513	3	7	.429	31	34	.912	30	40	70	2.9	51	3	116	4.8	13	0.5	17	0.8	5	8	412
Hefty, Pete	26	3	23	73	.315	12	37	.324	25	30	.833	4	34	38	1.5	29	0	83	3.2	42	1.6	33	1.3	0	16	392
Williams, Kirk	27	8	24	73	.329	6	21	.286	23	33	.697	12	23	35	1.3	28	0	77	2.9	41	1.5	29	1.4	5	16	356
Frandeen, Rich	23	2	14	26	.538	1	3	.333	3	13	.231	12	18	30	1.3	28	0	32	1.4	2	0.1	10	0.2	9	3	236
TEAM	27		711	1665	.427	111	355	.313	489	743	.658	411	676	1087	40.3	562	54	2022	74.9	424	15.7	464	0.9	352	202	5429

### 10-17 (2-12 Big Eight) Head Coach: Joe Harrington Assistants: Ricardo Patton, Scott Sanderson, David Moe

#	Name	Class	Pos.	Ht.	Wt.	Hometown (High School)
45	Allen, Ted	Jr.	F/C	6-10	225	Las Vegas, Nev. (Rancho)
24	Boyce, Donnie	Jr.	G	6-5	195	Maywood, Ill. (Proviso East)
52	Dean, Mark	Sr.	F	6-8	200	Nassau, Bahamas (Bailey)
31	Edmonds, Fred	Fr.	F	6-6	200	Denver, Colo. (George Washington)
43	Frandeen, Rich	Fr.	F	6-8	200	Edina, Minn. (Edina)
21	Golgart, Sande	Jr.	G/F	6-6	190	Arvada, Colo. (Arvada)
12	Hefty, Pete	So.	G	6-0	170	Wheat Ridge, Colo. (Wheat Ridge)
42	Jensen, Greg	Fr.	F	6-7	210	Eagle Grove, Iowa (Eagle Grove)
22	Koonce, Nathan	Jr.	F	6-6	210	Montrose, Colo. (Montrose)
13	Melvin, Charlie	Fr.	F/C	6-10	200	Los Alamos, N.M. (Los Alamos)
44	Paddock, Chris	Fr.	C	6-11	220	Abilene, Texas (Cooper)
20	Page, Dameon	Fr.	G	6-5	195	Colorado Spgs., Colo. (Sierra)
32	Tuck, Mack	Fr.	G	6-6	190	Abilene, Texas (Mineola)
23	Williams, Kirk	So.	G	6-4	175	Las Vegas, Nev. (Valley)

Home: 10-6 Road: 0-10 Neutral: 0-1



Ted Allen

### SEASON NOTES

- Donnie Boyce garnered All Big-Eight (AP) first team accolades for the second straight year. He led all conference-only scorers with 26.8 ppg. (second in all games, 22.4 ppg.).
- The 22.4 ppg. average was the third highest average by a Buff only behind Cliff Meely (28.0: 1970-71; 23.8: 1968-69).
- Ted Allen was second (all games) and fourth (conference) blocked shots; and Mark Dean was runner-up in games rebounding (9.5 rpg.).
- At the end of his junior year, Boyle ranked among CU's best on the career list: tied for second in steals (179); sixth in scoring (1,514 points); No. 7 in assists (299); and No. 20 in rebounds (474).
- Boyce scored 16 points against Colorado State (Dec. 16) putting him over the 1,000-point career; making him the 17th player in CU school history to reach the 1,000-point plateau.
- CU breezed its way through the Mile High Classic, notching its fourth straight title in the event. Boyce led the way for the Buffaloes, averaging 21 points and 5 rebounds on his way to earning the tournament's most outstanding player award.
- On March 5, in a game against Oklahoma State, Donnie Boyce set a school record for most points in a half with 31 (today it's still a school record). Boyce ended the game with an individual and team season-high 46 points.

M	D	Year	Opponent	Score	FG	FGA	Pct.	3FG	3FGA	3Pct.	FT	FTA	Pct	OR	DR	TR	PF	Pts	Ast	TO	Blk	Stl	Min.
11	29	1994	Colorado State	W 78-57	26	71	.366	2	12	.167	24	36	.667	24	25	49	24	78	11	20	5	15	200
12	2	1994	^ Eastern Washington	W 87-67	32	61	.525	4	12	.333	19	28	.679	18	21	39	20	87	18	20	13	14	200
12	3	1994	^ Hofstra	W 96-77	34	58	.586	8	21	.381	20	33	.606	10	24	34	20	96	25	18	5	13	200
12	6	1994	at Wyoming	W 75-69	23	45	.511	1	5	.200	28	40	.700	11	23	34	25	75	12	19	7	13	200
12	17	1994	Nevada	L 91-92	34	61	.557	7	12	.583	16	21	.762	10	23	33	24	91	21	16	6	5	200
12	20	1994	at North Texas	W 88-70	36	65	.554	7	19	.368	9	16	.563	11	21	32	20	88	11	16	2	4	200
12	22	1994	Montana State	L 72-74	23	54	.426	10	24	.417	16	27	.593	14	29	43	19	72	17	20	10	9	200
12	30	1994	at Houston	W 85-66	31	68	.456	5	15	.333	18	32	.563	22	28	50	22	85	17	19	3	13	200
1	2	1995	Liberty	W 93-77	34	64	.531	5	13	.385	20	29	.690	14	23	37	23	93	26	19	8	13	200
1	7	1995	* Iowa State	W 71-57	25	58	.431	4	18	.222	17	27	.630	12	21	33	21	71	13	16	4	15	200
1	11	1995	at Missouri-Kansas City	W 100-92	36	61	.590	6	12	.500	22	34	.647	14	17	31	29	100	13	15	4	12	200
1	14	1995	* at Oklahoma	L 83-98	31	64	.484	9	23	.391	12	17	.706	9	20	29	30	83	18	15	2	7	200
1	17	1995	Texas-San Antonio	W 97-60	37	75	.493	8	21	.381	15	28	.536	16	34	50	13	97	26	10	9	11	200
1	21	1995	* Kansas	L 77-91	26	73	.356	7	25	.280	18	24	.750	20	16	36	22	77	17	15	4	17	200
1	26	1995	* at Missouri	L 80-85	33	71	.465	5	16	.313	9	16	.563	17	19	36	32	80	14	18	1	12	200
1	28	1995	* Oklahoma State	L 63-82	25	60	.417	8	23	.348	5	6	.833	9	14	23	23	63	17	16	5	10	200
1	31	1995	* at Kansas	L 77-99	28	71	.394	5	19	.263	16	20	.800	12	20	32	35	77	9	16	3	11	200
2	4	1995	* at Oklahoma State	L 67-94	24	62	.387	4	20	.200	15	22	.682	13	14	27	23	67	13	14	0	12	200
2	8	1995	* Nebraska	L 86-100	32	64	.500	8	17	.471	14	23	.609	11	15	26	23	86	20	16	6	16	200
2	11	1995	* Kansas State	W 84-68	31	54	.574	7	16	.438	15	24	.625	11	24	35	21	84	22	16	5	7	200
2	15	1995	* Oklahoma	L 75-82	32	70	.457	4	20	.200	7	16	.438	16	20	36	23	75	20	9	5	9	200
2	18	1995	* at Iowa State	L 68-108	23	67	.343	6	17	.353	16	22	.727	14	14	28	26	68	11	17	2	8	200
2	22	1995	Washington	W 67-64	25	56	.446	4	9	.444	13	27	.481	14	21	35	14	67	18	22	5	16	200
2	25	1995	* at Nebraska	W 80-74	30	61	.492	4	13	.308	16	24	.667	16	32	48	24	80	21	16	3	5	200
3	1	1995	* Missouri	W 81-76	28	64	.438	6	15	.400	19	27	.704	14	20	34	24	81	21	8	7	7	200
3	4	1995	* at Kansas State	W 70-51	21	57	.368	6	15	.400	22	28	.786	20	29	49	21	70	13	15	4	4	200
3	10	1995	# vs. Oklahoma	L 53-71	19	65	.292	2	18	.111	13	17	.765	13	30	43	23	53	13	13	5	4	200
3	15	1995	& at New Mexico	L 83-98	29	67	.433	14	33	.424	11	15	.733	17	27	44	19	83	15	27	6	3	200

\*-Big Eight Conference; #-Big Eight Tournament - Kansas City; &-NIT Tournament - Albuquerque, N.M.; ^-Mile High Classic - Boulder

Player	GP	GS	FG	FGA	Pct	3FG	3FGA	Pct	FT	FTA	Pct	OR	DR	TR	RPG	PF	FO	TP	PPG	Ast	APG	TO A/TO	Blk	Stl	Min	
Boyce, Donnie	26	26	157	384	.409	42	133	.316	125	177	.706	55	115	170	6.5	76	1	481	18.5	106	4.1	79	1.3	29	66	801
Tuck, Mack	28	15	154	303	.508	54	120	.450	50	73	.685	50	79	129	4.6	81	2	412	14.7	78	2.8	70	1.1	14	34	742
Edmonds, Fred	23	10	86	187	.460	0	2	.000	46	72	.639	41	39	80	3.5	57	1	218	9.5	12	0.5	37	0.3	6	14	500
Allen, Ted	28	18	102	192	.531	14	30	.467	35	53	.660	54	84	138	4.9	71	2	253	9.0	30	1.1	55	0.5	53	27	602
Golgart, Sande	28	28	62	120	.517	4	14	.286	48	71	.676	35	64	99	3.5	65	2	176	6.3	69	2.5	47	1.5	3	22	640
Kritza, Ted	27	11	68	125	.544	0	4	.000	32	58	.552	40	56	96	3.6	66	1	168	6.2	8	0.3	24	0.3	12	10	406
Higgins, Keith	28	26	59	152	.388	13	51	.255	40	65	.615	36	44	80	2.9	75	3	171	6.1	71	2.5	49	1.4	8	72	739
Carter, Leroy	28	0	48	132	.364	27	85	.318	33	46	.717	19	30	49	1.8	47	0	156	5.6	32	1.1	40	0.8	1	18	390
Jensen, Greg	28	3	46	99	.465	1	3	.333	22	32	.688	24	41	65	2.3	58	2	115	4.1	13	0.5	19	0.7	12	12	352
Frier, Howard	10	0	7	15	.467	1	6	.167	7	15	.467	3	15	18	1.8	5	0	22	2.2	8	0.8	9	0.9	1	2	85
Daniel, Matt	27	3	19	58	.328	10	35	.286	7	17	.412	10	26	36	1.3	41	0	55	2.0	45	1.7	31	1.5	0	8	342
TEAM	28		808	1767	.457	166	483	.344	445	679	.655	402	624	1026	36.6	642	14	2227	79.5	472	16.9	460	1.0	139	285	5599

### 15-13 (5-9 Big Eight) Head Coach: Joe Harrington Assistants: Ricardo Patton, Scott Sanderson, David Moe

#	Name	Class	Pos.	Ht.	Wt.	Hometown (High School)
45	Allen, Ted	Sr.	F/C	6-10	225	Las Vegas, Nev. (Rancho)
24	Boyce, Donnie	Sr.	G	6-5	195	Maywood, Ill. (Proviso East)
11	Carter, Leroy	Fr.	G	6-4	205	Memphis, Tenn. (Hillcrest)
12	Daniel, Matt	Fr.	G	5-11	160	Jonesboro, Ark. (Jonesboro)
31	Edmonds, Fred	So.	F	6-6	200	Denver, Colo. (George Washington)
43	Frandeen, Rich	So.	F	6-8	200	Edina, Minn. (Edina)
5	Frier, Howard	Fr.	G	6-3	185	Suffolk, Va. (Nansemond River)
21	Golgart, Sande	Sr.	G/F	6-6	190	Arvada, Colo. (Arvada)
23	Higgins, Keith	Jr.	G/F	6-4	180	Los Angeles, Calif. (Locke)
42	Jensen, Greg	So.	F	6-7	210	Eagle Grove, Iowa (Eagle Grove)
40	Kritza, Ted	Fr.	F	6-7	230	Colorado Spgs., Colo. (Palmer)
32	Tuck, Mack	So.	G	6-6	190	Mineola, Texas (Mineola)

Home: 9-6 Road: 6-6 Neutral: 0-1



Donnie Boyce

### SEASON NOTES

- After throwing down a fast break dunk, Donnie Boyce surpassed Cliff Meely (1967-71) to become CU's all-time leading scorer. Boyce would finish his illustrious career with 1,995 (Meely: 1,940 points).
- In Boyce's final season as a Buffalo, he led the team in average points per game (18.5), assists per game (4.1), rebounds per game (6.5); and became the first CU player to lead his team in scoring four consecutive years.
- CU received a bid to the 1995 NIT tournament, only the second invitation to postseason play in 25 years and the first since the 1991 season.
- The Buffaloes won four-straight games, three times their longest win streak since winning their first four games (all at home) to open the season in 1992-93.
- CU won four in a row from Feb. 22 thru Mar. 4, it's the longest win streak that late in the season since winning five straight Feb. 23-Mar. 15, 1963.
- The Buffs finished the season over .500 for the first time under Coach Joe Harrington.
- The Buffs again won the Mile High Classic in resounding fashion, beating Eastern Washington and Hofstra by a combined total of 39 points. It was the fifth consecutive time the Buffaloes won their home tournament.
- On Jan. 7, the Buffs ended their 16-game losing streak against ranked teams defeating No. 16 Iowa State 71-57. CU forced a school record 31 turnovers.
- On Jan. 17 against Texas-San Antonio, Ted Allen blocked five shots to become CU's all-time leader in blocks.

M	D	Year	Opponent	Score	FG	FGA	Pct.	3FG	3FGA	3Pct.	FT	FTA	Pct	OR	DR	TR	PF	Pts	Ast	TO	Blk	Stl	Min.
11	24	1995	at UC-Santa Barbara	L 47-71	16	54	.296	1	13	.077	14	22	.636	9	30	39	20	47	11	21	6	2	200
11	27	1995	Northwestern State	W 85-82	26	50	.520	4	11	.364	29	44	.659	8	23	31	25	85	17	18	7	13	200
11	29	1995	Tennessee State	W 86-72	31	61	.508	9	15	.600	15	22	.682	11	31	42	19	86	22	13	5	8	200
12	2	1995	George Mason	W 132-117 (ot)	49	75	.653	5	20	.250	29	43	.674	13	44	57	28	132	44	22	13	6	225
12	6	1995	at Colorado State	L 71-91	22	64	.344	5	21	.238	22	30	.733	13	11	24	23	71	7	12	1	10	200
12	9	1995	Houston	W 77-74	31	68	.456	7	19	.368	8	14	.571	20	21	41	21	77	24	18	4	7	200
12	13	1995	Wyoming	L 81-83	27	51	.529	5	10	.500	22	27	.815	12	22	34	23	81	19	25	4	7	200
12	22	1995	Texas-San Antonio	W 92-77	34	61	.557	6	15	.400	18	26	.692	14	35	49	20	92	29	21	9	6	200
12	28	1995	Iowa	L 85-100	31	68	.456	13	24	.542	10	17	.588	11	21	32	17	85	21	13	5	9	200
1	2	1996	at Washington	L 68-76	29	60	.483	3	13	.231	7	14	.500	15	20	35	23	68	7	19	2	2	200
1	6	1996	* at Missouri	L 66-77	24	59	.407	7	19	.368	11	19	.579	11	25	36	25	66	10	24	1	7	200
1	10	1996	* at Nebraska	L 74-79	30	71	.423	3	12	.250	11	21	.524	21	25	46	23	74	11	19	5	5	200
1	13	1996	* Kansas State	L 57-70	22	58	.379	7	17	.412	6	12	.500	9	27	36	17	57	14	17	5	7	200
1	16	1996	Southern Utah	L 80-82 (ot)	30	62	.484	10	23	.435	10	11	.909	10	27	37	21	80	21	17	10	2	225
1	20	1996	* Kansas	L 78-80	29	62	.468	9	15	.600	11	15	.733	13	23	36	29	78	22	25	5	7	200
1	24	1996	* Iowa State	L 63-75	26	66	.394	7	23	.304	4	7	.571	19	21	40	16	63	17	15	5	5	200
1	29	1996	* Missouri	W 106-94	32	67	.478	8	15	.533	34	42	.810	20	25	45	28	106	25	15	5	9	200
2	3	1996	* at Oklahoma State	L 73-96	28	62	.452	6	14	.429	11	16	.688	11	20	31	15	73	11	19	9	5	200
2	7	1996	* at Kansas State	W 64-63 (ot)	22	61	.361	3	11	.273	17	22	.773	13	32	45	24	64	14	17	3	7	225
2	10	1996	Missouri-Kansas City	W 84-55	31	68	.456	7	17	.412	15	18	.833	21	30	51	12	84	24	23	2	15	200
2	14	1996	* at Kansas	L 70-85	25	60	.417	5	17	.294	15	20	.750	9	30	39	24	70	11	26	8	13	200
2	17	1996	* Oklahoma	L 88-119	27	62	.435	9	21	.429	25	26	.962	10	13	23	16	88	17	12	4	10	200
2	21	1996	* at Oklahoma	L 59-81	22	56	.393	4	11	.364	11	14	.786	9	28	37	16	59	14	29	2	8	200
2	24	1996	* Oklahoma State	L 64-66	26	53	.491	3	11	.273	9	21	.429	12	29	41	17	64	22	17	2	4	200
2	28	1996	* Nebraska	W 78-64	25	61	.410	8	17	.471	20	28	.714	16	29	45	15	78	16	15	2	7	195
3	2	1996	* at Iowa State	L 65-74	27	65	.415	5	12	.417	6	9	.667	12	26	38	24	65	13	12	1	7	200
3	8	1996	# vs. Kansas	L 55-88	20	67	.299	0	13	.000	15	22	.682	20	34	54	25	55	9	26	5	4	200

\*-Big Eight Conference; #-Big Eight Tournament - Kansas City

Player	GP	GS	FG	FGA	Pct	3FG	3FGA	Pct	FT	FTA	Pct	OR	DR	TR	RPG	PF	FO	TP	PPG	Ast	APG	TO A/TO	Blk	Stl	Min	
Billups, Chauncey	26	25	145	351	.413	45	127	.354	130	151	.861	54	111	165	6.3	75	3	465	17.9	143	5.5	118	1.2	4	42	919
Tuck, Mack	26	19	166	378	.439	63	159	.396	49	88	.557	55	86	141	5.4	75	2	444	17.1	87	3.3	94	0.9	10	32	859
Moore, Marlice	26	25	164	335	.490	25	62	.403	49	68	.721	56	141	197	7.6	76	5	402	15.5	65	2.5	70	0.9	43	39	896
Edmonds, Fred	10	10	58	102	.569	0	0	.000	27	46	.587	24	37	61	6.1	38	3	143	14.3	15	1.5	21	0.7	13	9	329
Kritza, Ted	22	19	54	116	.466	0	0	.000	29	38	.763	36	52	88	4.0	60	3	137	6.2	18	0.8	25	0.7	16	14	442
Melvin, Charlie	26	5	40	82	.488	0	0	.000	45	67	.672	34	80	114	4.4	43	1	125	4.8	16	0.6	35	0.5	18	18	397
Jensen, Greg	27	16	40	102	.392	1	6	.167	35	47	.745	31	59	90	3.3	62	2	116	4.3	13	0.5	42	0.3	18	12	475
Carter, Leroy	10	1	11	40	.275	7	24	.292	8	12	.667	5	12	17	1.7	16	0	37	3.7	18	1.8	14	1.3	0	5	139
Daniel, Matt	23	0	26	69	.377	15	42	.357	12	16	.750	7	24	31	1.3	36	1	79	3.4	42	1.8	32	1.2	1	6	309
Griffin, Dennis	24	5	20	45	.444	0	0	.000	15	33	.455	23	44	67	2.8	46	1	55	2.3	5	0.2	12	0.4	3	5	300
Frier, Howard	27	9	18	45	.400	3	7	.429	6	16	.375	8	33	41	1.5	38	1	45	1.7	49	1.8	44	1.1	4	10	388
Miller, Jamie	6	1	0	7	.000	0	2	.000	0	0	.000	3	0	3	0.5	1	0	0	0.0	1	0.2	2	0.5	0	0	18
TEAM												24	26	50												
	<b>27</b>		<b>742</b>	<b>1672</b>	<b>.444</b>	<b>159</b>	<b>429</b>	<b>.371</b>	<b>405</b>	<b>582</b>	<b>.696</b>	<b>360</b>	<b>705</b>	<b>1065</b>	<b>39.4</b>	<b>566</b>	<b>22</b>	<b>2048</b>	<b>75.9</b>	<b>472</b>	<b>17.5</b>	<b>509</b>	<b>0.9</b>	<b>130</b>	<b>192</b>	<b>5471</b>

Following the Southern Utah game, Jan. 16, Joe Harrington resigned as head coach and Ricardo Patton was named interim head coach. Patton was then appointed head coach on a permanent basis March 5.

### 9-18 (3-11 Big Eight) Head Coach: Joe Harrington/ Ricardo Patton

Assistants: Ricardo Patton, Scott Sanderson, David Moe

#	Name	Class	Pos.	Ht.	Wt.	Hometown (High School)
4	Billups, Chauncey	Fr.	G	6-3	191	Denver, Colo. (George Washington)
11	Carter, Leroy	So.	G	6-4	205	Memphis, Tenn. (Hillcrest)
12	Daniel, Matt	So.	G	5-11	160	Jonesboro, Ark. (Jonesboro)
31	Edmonds, Fred	Jr.	F	6-6	200	Denver, Colo. (George Washington)
5	Frier, Howard	So.	G	6-3	185	Suffolk, Va. (Nansemond River)
21	Gilchrist, Devon	Fr.	G	6-4	185	Minneapolis, Minn. (St. Thomas)
45	Griffin, Dennis	Jr.	C	6-9	247	Thatcher, Ariz. (Eastern Arizona)
42	Jensen, Greg	Jr.	F	6-7	210	Eagle Grove, Iowa (Eagle Grove)
40	Kritza, Ted	So.	F	6-7	230	Colorado Spgs., Colo. (Palmer)
13	Melvin, Charlie	So.	C	6-10	225	Los Alamos, N.M. (Los Alamos)
3	Moore, Marlice	Jr.	F	6-8	234	Atlanta, Ga. (Oak Hill/Georgia Tech)
44	Thompson, Charles	Fr.	F	6-8	207	Miami, Fla. (Miami Norland)
32	Tuck, Mack	Jr.	G/F	6-6	190	Mineola, Texas (Mineola)

Home: 8-8 Road: 1-9 Neutral: 0-1



Chauncey Billups

### SEASON NOTES

- Chauncey Billups became the fourth CU freshman to lead the Buffs in scoring with a school record 17.9 ppg. He would score 31 points in his second career game, the most points by any CU freshman. He's the sixth CU frosh to average 10 or more points at the end of the season.
- Midway through the season, after suffering an 82-80 overtime loss to Southern Utah, head coach Joe Harrington resigned and Ricardo Patton was named interim head coach.
- On Jan. 29, 1996, Ricardo Patton won his first game as CU's head coach, as his Buffs beat Missouri 106-94. The game was televised on ESPN's "Big Monday," and the win was CU's first on ESPN since they upset No. 2 Oklahoma State in 1992.
- Billups earned Big Eight Freshman of the Year and the coaches second team. He scored the most points by freshman (465) and the only CU frosh in history to break the 30-point in a single game (he did four times).
- On Dec. 2, Billups recorded the first ever triple-double by a Buff, and the sixth in Big Eight Conference history. He scored 24 points, added 11 rebounds, 11 assists in this historic performance in home win over George Mason.
- CU suffered the worst season-opening loss in school history falling to UC Santa Barbara 71-47, a 24-point deficit.
- On Feb. 7, CU turned in one of its best performances of the year in a 64-63 overtime win at Kansas State. The win marked the first one-point victory since beating Purdue in 1988, and the first overtime road win in Big Eight play since beating Missouri 81-79 in January of 1973.
- On March 5, Patton was named head coach on a permanent basis, making him CU's 16th head coach in 93 seasons.



# COLORADO BUFFALOES

## 1996-97

M	D	Year	Opponent	Score	FG	FGA	Pct.	3FG	3FGA	3Pct.	FT	FTA	Pct	OR	DR	TR	PF	Pts	Ast	TO	Blk	Stl	Min.
11	24	1996	Drake	W 82-80 (ot)	32	63	.508	3	9	.333	15	28	.536	17	29	46	19	82	27	23	8	6	225
11	29	1996	^ vs. Auburn	W 78-72 (ot)	24	44	.545	1	3	.333	29	40	.725	10	21	31	22	78	10	21	3	7	225
11	30	1996	^ vs. Virginia Tech	W 63-56	23	43	.535	0	4	.000	17	25	.680	7	22	29	22	63	14	12	0	4	200
12	1	1996	^ vs. Louisville	L 82-92	25	55	.455	8	19	.421	24	31	.774	10	22	32	30	82	11	13	5	6	200
12	5	1996	Texas-Arlington	W 81-52	29	68	.426	7	19	.368	16	26	.615	18	29	47	12	81	20	15	8	12	200
12	7	1996	at George Mason	W 81-85	30	78	.385	5	22	.227	16	24	.667	13	39	52	26	81	12	23	5	14	200
12	10	1996	at Wyoming	W 84-68	34	66	.515	5	11	.455	11	18	.611	12	24	36	22	84	16	7	0	5	200
12	12	1996	Colorado State	W 76-69	31	72	.431	6	16	.375	8	14	.571	16	28	44	20	76	25	12	8	10	200
12	21	1996	UC-Santa Barbara	W 76-55	29	58	.500	5	9	.556	13	18	.722	8	25	33	13	76	25	13	10	17	200
12	23	1996	at Georgia	L 52-62	20	78	.256	3	18	.167	9	18	.500	31	23	54	21	52	9	16	6	6	200
12	28	1996	at Missouri-Kansas City	W 82-61	34	56	.607	3	6	.500	11	12	.917	10	19	29	20	82	24	18	7	12	200
12	30	1996	Northwestern State	W 82-70	24	53	.453	1	4	.250	33	51	.647	14	30	44	23	82	11	16	6	5	200
1	4	1997	* Nebraska	W 79-73	27	68	.397	6	16	.375	19	33	.576	20	23	43	19	79	21	15	7	12	200
1	7	1997	* at Missouri	W 87-78	27	60	.450	3	8	.375	30	46	.652	15	22	37	19	87	9	11	3	12	200
1	11	1997	* at Texas Tech	W 80-78	29	64	.453	8	13	.615	14	18	.778	13	28	41	27	80	13	13	8	3	200
1	15	1997	* Oklahoma State	W 78-74 (ot)	27	60	.450	8	16	.500	16	25	.640	8	21	29	12	78	19	8	5	5	225
1	18	1997	* Iowa State	W 70-45	24	58	.414	5	9	.556	17	21	.810	15	25	40	15	70	16	12	6	8	200
1	21	1997	* at Baylor	W 74-70	26	63	.413	5	12	.417	17	22	.773	19	22	41	17	74	7	12	7	2	200
1	26	1997	* Kansas	L 68-77	19	64	.297	6	18	.333	24	28	.857	13	25	38	21	68	12	12	5	10	200
1	29	1997	* at Kansas State	W 69-60	23	56	.411	6	13	.462	17	23	.739	11	30	41	24	69	14	14	3	8	200
2	5	1997	* at Nebraska	L 69-77	24	59	.407	7	15	.467	14	20	.700	14	24	38	16	69	9	17	9	7	200
2	8	1997	* Texas A&M	W 77-64	25	62	.403	7	18	.389	20	26	.769	10	28	38	16	77	14	17	8	10	200
2	12	1997	* at Oklahoma	L 66-91	24	70	.343	8	21	.381	10	11	.909	17	16	33	23	66	10	13	1	6	200
2	15	1997	* at Kansas	L 74-114	27	62	.435	3	12	.250	17	24	.708	10	17	27	21	74	14	20	6	11	200
2	19	1997	* Kansas State	W 67-57	23	51	.451	3	9	.333	18	33	.545	5	29	34	22	67	19	11	9	9	200
2	22	1997	* Missouri	W 84-75	22	53	.415	4	10	.400	36	49	.735	15	24	39	18	84	13	15	5	11	200
2	24	1997	Wofford	W 65-58	20	62	.323	2	11	.182	23	40	.575	21	34	55	16	65	16	9	10	5	200
2	26	1997	* at Iowa State	L 54-65	19	47	.404	2	8	.250	25	29	.862	6	29	35	13	65	17	9	3	4	200
3	1	1997	* Texas	W 83-60	30	69	.435	2	12	.167	21	28	.750	14	40	54	23	83	22	11	11	7	200
3	7	1997	# vs. Oklahoma	L 41-55	12	48	.250	2	15	.133	15	22	.682	11	20	31	22	41	4	14	1	10	200
3	13	1997	§ vs. Indiana	W 80-62	33	68	.485	7	9	.778	7	9	.778	9	32	41	21	80	12	11	3	6	200
3	15	1997	§ vs. North Carolina	L 56-73	25	62	.403	3	18	.167	3	10	.300	8	23	31	22	56	11	10	2	7	200

\*-Big 12 Conference; #Big 12 Tournament - Kansas City; §-NCAA Tournament - Winston-Salem, N.C.; ^-Big Island Invitational - Hilo, Hawaii

Player	GP	GS	FG	FGA	Pct	3FG	3FGA	Pct	FT	FTA	Pct	OR	DR	TR	RPG	PF	FO	TP	PPG	Ast	APG	TO A/TO	Blk	Stl	Min	
Billups, Chauncey	29	29	152	368	.413	75	187	.401	176	206	.854	33	108	141	4.9	53	0	555	19.1	139	4.8	84	1.7	4	62	947
Edmonds, Fred	32	32	156	330	.473	0	0	.000	89	140	.636	93	111	204	6.4	98	4	401	12.5	50	1.6	48	1.0	33	29	890
Moore, Martice	32	30	115	320	.359	40	111	.360	51	65	.785	52	150	202	6.3	83	2	321	10.0	63	2.0	59	1.1	42	37	975
DeGray, Ronnie	31	29	88	186	.473	0	1	.000	40	77	.519	52	103	155	5.0	102	7	216	7.0	28	0.9	36	0.8	39	22	728
Melvin, Charlie	32	2	68	148	.459	0	1	.000	42	67	.627	50	71	121	3.8	75	2	178	5.6	11	0.3	34	0.3	20	19	505
Hughes, Marlon	32	0	47	135	.348	12	44	.273	44	61	.721	13	28	41	1.3	40	1	150	4.7	34	1.1	40	0.9	3	22	383
Smith, Will	31	25	46	135	.341	1	6	.167	45	58	.776	23	38	61	2.0	49	0	138	4.5	25	0.8	30	0.8	7	8	487
Frier, Howard	29	5	47	94	.500	1	5	.200	29	72	.403	17	55	72	2.5	36	1	124	4.3	74	2.6	52	1.4	8	35	628
Jensen, Greg	32	5	54	111	.486	9	25	.360	16	28	.571	29	59	88	2.8	46	0	133	4.2	15	0.5	23	0.7	10	9	420
Barksdale, Alan	8	2	10	29	.345	9	22	.409	0	1	.000	1	13	14	1.8	8	0	29	3.6	9	1.1	8	1.1	1	5	116
Griffin, Dennis	32	1	35	77	.455	0	0	.000	13	22	.591	22	30	52	1.6	48	1	83	2.6	12	0.4	17	0.7	7	6	300
Gilchrist, Devon	14	0	5	15	.333	0	0	.000	2	6	.333	0	4	4	0.3	4	0	12	0.9	3	0.2	6	0.5	2	2	63
Brownstein, Rick	5	0	0	4	.000	0	0	.000	0	0	.000	0	2	2	0.4	2	0	0	0.0	3	0.6	1	3.0	0	2	17
Townsend, Josh	5	0	0	7	.000	0	4	.000	0	0	.000	0	1	1	0.2	0	0	0	0.0	3	0.6	1	3.0	1	0	15
TEAM												45	46	91								2				
<b>32</b>			<b>823</b>	<b>1959</b>	<b>.420</b>	<b>147</b>	<b>406</b>	<b>.362</b>	<b>547</b>	<b>803</b>	<b>.681</b>	<b>430</b>	<b>819</b>	<b>1249</b>	<b>39.0</b>	<b>644</b>	<b>18</b>	<b>2340</b>	<b>73.1</b>	<b>469</b>	<b>14.7</b>	<b>441</b>	<b>1.1</b>	<b>177</b>	<b>258</b>	<b>6475</b>

### 22-10 (11-5 Big 12) Head Coach: Ricardo Patton

Assistants: Terry Dunn, David Moe, Shane Wagner

#	Name	Class	Pos.	Ht.	Wt.	Hometown (High School)
32	Barksdale, Alan	Fr.	G	6-3	195	Livingston, La. (Central)
4	Billups, Chauncey	So.	G	6-3	202	Denver, Colo. (George Washington)
52	DeGray, Ronnie	Jr.	F	6-6	195	Leesville, La. (Leesville/Howard CC [Texas])
31	Edmonds, Fred	Sr.	F	6-5	204	Denver, Colo. (George Washington)
5	Frier, Howard	Jr.	G	6-2	188	Suffolk, Va. (Nansemond River)
21	Gilchrist, Devon	Fr.	G	6-4	198	Minneapolis, Minn. (St. Thomas)
45	Griffin, Dennis	Sr.	C	6-9	231	Thatcher, Ariz. (Eastern Arizona)
12	Hughes, Marlon	Jr.	G	6-0	181	Chicago, Ill. (Hillcrest/Pratt CC [Kan.])
42	Jensen, Greg	Sr.	F	6-6	212	Eagle Grove, Iowa (Eagle Grove)
13	Melvin, Charlie	Jr.	C	6-10	206	Los Alamos, N.M. (Los Alamos)
3	Moore, Martice	Sr.	F	6-7	211	Atlanta, Ga. (Oak Hill/Georgia Tech)
10	Smith, Will	Fr.	F	6-6	206	Memphis, Tenn. (Hamilton)
15	Townsend, Josh	Fr.	G	6-3	185	Littleton, Colo. (Columbine)

Home: 13-1 Away: 6-6 Neutral: 3-3

### SEASON NOTES

- The Big Eight Conference adopted Texas, Texas A&M, Texas Tech, and Baylor and became the Big 12 Conference.
- Chauncey Billups was a first team *Basketball Times* All-American, a Big 12 first team section and AP second team All-American. He's the eighth CU All-American (ninth overall honor).
- On Dec. 5, Chauncey Billups surpassed the career 500-point barrier. With his 17-point performance against Texas Arlington, Billups matched Shaun Vandiver as the fastest CU player to reach the 500-point plateau after only 28 games as a Buff.
- On Jan. 11, CU upset No. 20 Texas Tech in Lubbock, 80-78 breaking what was the nation's longest current home-court winning streak (35 games). It was also CU's first road win against a nationally ranked team since 1973. The win improved the Buffs' conference record to 3-0 for the first time since the 1968-69 season.
- With a win over Wofford in February, CU recorded 20 wins for only the second time in program history.
- For the sixth time in its history, CU won 12 games at home (1 loss).
- The Buffaloes were selected to play in the NCAA tournament for the first time since the 1968-69 season.
- In the first game of the NCAA tournament against Indiana, Chauncey Billups scored 24 points and became just the 19th player in CU history to record 1,000 points in his career. The win over Indiana was the 22nd of the season, a then-school record.
- At season's end, Chauncey Billups closed the book on his storied collegiate career and declared for the NBA draft. He was selected third overall by the Boston Celtics.



**Ricardo Patton**  
1996-97 – 2006-07

SEASON-BY-SEASON

# COLORADO BUFFALOES

## 1997-98

M	D	Year	Opponent	Score	FG	FGA	Pct.	3FG	3FGA	3Pct.	FT	FTA	Pct	OR	DR	TR	PF	Pts	Ast	TO	Blk	Stl	Min.
11	16	1997	Southwest Missouri	W 62-59	24	59	.407	3	11	.273	11	14	.786	11	24	35	14	62	15	12	3	8	200
11	19	1997	Wyoming	L 58-62	13	43	.302	3	14	.214	29	46	.630	19	17	36	21	58	9	9	4	8	200
11	22	1997	Northwestern State	W 76-58	27	70	.386	8	20	.400	14	27	.519	19	28	47	19	76	22	12	6	12	200
11	25	1997	North Carolina A&T	W 77-55	26	59	.441	4	13	.308	21	27	.778	12	36	48	17	77	19	17	11	7	200
11	27	1997	Norfolk State	W 67-56	24	58	.414	7	18	.389	12	23	.522	21	21	42	5	67	15	10	7	8	200
12	2	1997	at Colorado State	L 68-91	21	50	.420	8	19	.421	18	25	.720	14	18	32	20	68	13	21	5	5	200
12	9	1997	Georgia	L 73-84	28	67	.418	8	17	.471	9	12	.750	14	25	39	15	73	20	13	8	6	200
12	20	1997	^ vs. Massachusetts	L 68-79	22	58	.379	6	10	.600	18	32	.563	22	19	41	21	68	8	15	1	4	200
12	22	1997	Denver	W 72-54	26	59	.441	2	8	.250	18	23	.783	12	32	44	15	72	20	22	2	13	200
12	29	1997	Centenary	W 86-85	32	70	.457	3	14	.214	18	22	.818	18	33	51	17	85	22	13	7	5	200
1	3	1998	* Oklahoma	L 68-69	23	48	.479	6	15	.400	16	20	.800	6	22	28	19	68	17	12	5	7	200
1	7	1998	* at Kansas	L 62-111	24	68	.353	3	14	.214	11	16	.688	18	18	36	19	62	7	21	1	3	200
1	11	1998	* at Nebraska	L 72-87	20	63	.317	7	25	.280	25	37	.676	17	19	36	22	72	9	18	5	9	200
1	17	1998	* Missouri	W 81-78	27	57	.474	5	11	.455	22	28	.786	10	24	34	17	81	23	12	4	9	200
1	21	1998	* Baylor	W 84-71	29	53	.547	9	16	.563	17	21	.810	8	17	25	14	84	22	8	3	7	200
1	25	1998	* at Kansas State	L 60-78	20	65	.308	7	24	.292	13	25	.520	15	23	38	20	60	13	12	3	8	200
1	28	1998	* at Texas A&M	W 68-67	25	70	.357	7	26	.269	11	19	.579	22	21	43	16	68	22	14	2	6	200
1	31	1998	* Kansas State	W 77-66	23	57	.404	7	15	.467	24	32	.750	17	28	45	19	77	16	11	2	4	200
2	3	1998	* at Oklahoma State	L 74-86 (ot)	26	62	.419	8	21	.381	14	20	.700	8	23	31	23	74	12	18	1	5	225
2	7	1998	* Iowa State	W 70-52	25	54	.463	3	10	.300	17	20	.850	13	24	37	16	70	17	10	2	5	200
2	11	1998	* Texas Tech	W 91-80 (2ot)	31	82	.378	2	14	.143	27	33	.818	27	35	62	17	91	17	12	4	4	250
2	14	1998	* at Iowa State	L 63-80	21	56	.375	8	16	.500	13	14	.929	10	25	35	25	63	11	17	0	5	200
2	16	1998	* Kansas	L 72-81	25	65	.385	5	19	.263	17	24	.708	14	19	33	21	72	14	9	7	6	200
2	21	1998	* Nebraska	L 71-79	25	74	.338	6	29	.207	15	27	.556	22	24	46	19	71	19	13	8	7	200
2	25	1998	* at Missouri	L 67-86	24	50	.480	3	12	.250	16	26	.615	12	24	36	18	67	11	24	3	5	200
2	28	1998	* at Texas	W 81-64	29	63	.460	8	16	.500	15	29	.517	17	27	44	19	81	14	16	1	8	200
3	5	1998	# vs. Kansas State	L 61-75	21	58	.362	7	17	.412	12	16	.750	10	24	34	24	61	10	16	4	3	200

\*-Big 12 Conference; #-Big 12 Tournament - Kansas City; ^-Las Vegas, Nev.

Player	GP	GS	FG	FGA	Pct	3FG	3FGA	Pct	FT	FTA	Pct	OR	DR	TR	RPG	PF	FO	TP	PPG	Ast	APG	TO	A/TO	Blk	Stl	Min
Price, Kenny	27	24	127	312	.407	90	214	.421	48	60	.800	32	86	118	4.4	44	1	392	14.5	54	2.0	45	1.2	3	21	842
DeGray, Ronnie	27	26	112	261	.429	1	2	.500	104	145	.717	75	126	201	7.4	90	0	329	12.2	33	1.2	40	0.8	40	26	815
Melvin, Charlie	27	27	110	228	.482	0	0	.000	75	113	.664	84	122	206	7.6	86	5	295	10.9	36	1.3	42	0.9	33	18	735
Hughes, Marlon	27	20	91	248	.367	20	85	.235	63	82	.768	29	50	79	2.9	64	1	265	9.8	96	3.6	70	1.4	1	32	706
Smith, Will	27	13	46	137	.336	4	15	.267	52	70	.743	34	35	69	2.6	55	0	148	5.5	25	0.9	36	0.7	6	9	416
Frier, Howard	26	11	38	95	.400	1	6	.167	40	70	.571	18	55	73	2.8	52	0	117	4.5	100	3.8	60	1.7	8	34	595
Mosley, Jamahl	19	1	29	66	.439	0	0	.000	25	37	.676	30	46	76	4.0	26	0	83	4.4	10	0.5	17	0.6	11	8	314
Thomas, Aki	27	2	45	116	.388	8	39	.205	21	37	.568	22	41	63	2.3	37	0	119	4.4	15	0.6	31	0.5	2	10	313
Jones, Dwight	26	11	37	99	.374	27	66	.409	2	4	.500	9	23	32	1.2	17	0	103	4.0	43	1.7	17	2.5	1	11	439
Renfro, Ernest	25	0	21	48	.438	0	1	.000	12	21	.571	14	20	34	1.4	16	0	54	2.2	0	0.0	16	0.0	3	5	215
Bell, Micah	14	0	3	18	.167	1	11	.091	10	16	.625	0	2	2	0.1	4	0	17	1.2	2	0.1	3	0.7	0	3	57
Townsend, Josh	5	0	2	5	.400	1	3	.333	1	2	.500	0	1	1	0.2	1	0	6	1.2	2	0.4	3	0.7	0	0	17
Christ, J.R.	2	0	0	5	.000	0	0	.000	0	1	.000	1	4	5	2.5	0	0	0	0.0	1	0.5	4	0.3	1	0	11
TEAM	27		661	1638	.404	153	442	.346	453	658	.688	406	652	1058	39.2	492	7	1928	71.4	417	15.4	386	1.1	109	177	5475

SEASON-BY-SEASON

**13-14 (7-9 Big 12) Head Coach: Ricardo Patton**  
**Assistants: Terry Dunn, David Moe, Shane Wagner**

#	Name	Class	Pos.	Ht.	Wt.	Hometown (High School)
11	Bell, Micah	Fr.	G	6-3	190	Wyoming, Mich. (Wyoming Park)
40	Christ, J.R.	Fr.	F	6-8	210	St. Louis, Mo. (Lindbergh)
52	DeGray, Ronnie	Sr.	F	6-6	210	Leesville, La. (Leesville/Howard CC [Texas])
5	Frier, Howard	Sr.	G	6-2	188	Suffolk, Va. (Nansemond River)
21	Gilchrist, Devon	So.	G	6-4	198	Minneapolis, Minn. (St. Thomas)
12	Hughes, Marlon	Sr.	G	6-0	181	Chicago, Ill. (Hillcrest/Pratt CC [Kan.])
31	Jones, Dwight	Jr.	G	5-11	190	Beaufort, N.C. (East Carteret/Dodge City CC [Kan.])
13	Melvin, Charlie	Sr.	C	6-10	225	Los Alamos, N.M. (Los Alamos)
50	Mosley, Jamahl	Fr.	F	6-8	225	San Diego, Calif. (Rancho Buena Vista)
3	Price, Kenny	Jr.	G	6-4	190	Springfield, Mo. (Glendale/Westlake CC [Ft. Smith, Ark.])
32	Renfro, Ernest	Fr.	F	6-7	220	Memphis, Tenn. (Hillcrest)
10	Smith, Will	So.	F	6-6	206	Memphis, Tenn. (Hamilton)
42	Thomas, Aki	Fr.	G	6-8	205	New York, N.Y. (MCSM)
15	Townsend, Josh	So.	G	6-3	185	Littleton, Colo. (Columbine)



**Ronnie DeGray**

### SEASON NOTES

- CU would cruise through their non-conference schedule, finishing with an 8-4 record, and the ninth consecutive season over .500 against non-conference opponents.
- Kenny Price scored a team season-high 28 points in a conference victory over Texas late in the season. Price drained eight 3-pointers to set a new single-game record.
- Price's eight treys against Texas brought his total to 90 on the season and moved him into first place atop CU's all-time single-season 3-pointers made list.
- On Feb. 16, against No. 4 Kansas, CU drew a season-high attendance of 10,822; it was also the third most attended game of the season, home or away.
- Kenny Price was named the Big 12 Newcomer of the Year.
- Price and Ronnie DeGray were conference honorable mentions.
- Jamahl Mosley was an All-Big 12 Academics first team selection.

Home: 11-5 Road: 2-7 Neutral: 0-2

M	D	Year	Opponent	Score	FG	FGA	Pct.	3FG	3FGA	3Pct.	FT	FTA	Pct	OR	DR	TR	PF	Pts	Ast	TO	Blk	Stl	Min.
11	14	1998	Denver	W 69-66	26	70	.371	8	20	.400	9	18	.500	12	35	47	14	69	19	13	1	8	200
11	17	1998	Colorado State	W 75-67	17	43	.395	7	14	.500	34	41	.829	8	25	33	22	75	11	14	3	7	200
11	20	1998	Elon College	W 107-69	39	63	.619	15	25	.600	14	21	.667	11	28	39	16	107	35	17	7	11	200
11	22	1998	Stephen F. Austin	W 83-55	36	73	.493	4	20	.200	7	10	.700	13	29	42	10	83	18	13	2	14	200
11	26	1998	^ vs. Kentucky	L 52-64	20	73	.274	2	28	.071	10	19	.526	21	19	40	21	52	8	15	3	10	200
11	27	1998	^ vs. Xavier	L 61-74	18	48	.375	3	23	.130	22	36	.611	16	19	35	24	61	7	26	1	7	200
11	29	1998	^ vs. American (Puerto Rico)	W 101-56	41	73	.562	9	19	.474	10	18	.556	19	22	41	13	101	28	8	7	12	200
12	2	1998	Virginia Commonwealth	W 78-76	26	66	.394	10	30	.333	16	26	.615	13	24	37	12	78	21	13	5	12	200
12	5	1998	Idaho State	W 90-63	29	58	.500	12	25	.480	20	32	.625	11	20	31	15	90	17	9	4	12	200
12	9	1998	at Wyoming	L 66-67	21	65	.323	3	15	.200	21	31	.677	19	21	40	22	66	13	18	4	8	200
12	21	1998	Texas-Arlington	W 97-72	34	75	.453	12	21	.571	17	26	.654	18	22	40	12	97	23	12	5	13	200
12	28	1998	! vs. Boston	W 88-51	35	59	.593	7	18	.389	11	17	.647	7	30	37	16	88	23	11	3	8	200
12	29	1998	! at Montana State	L 75-78	28	68	.412	7	19	.368	12	16	.750	11	23	34	20	75	13	15	4	10	200
1	2	1999	* Texas	L 68-73	25	62	.403	7	19	.368	11	18	.611	13	26	39	26	68	12	14	5	7	200
1	9	1999	* at Oklahoma	L 75-89	23	66	.348	7	18	.389	22	25	.880	15	24	39	25	75	9	15	1	4	200
1	13	1999	* at Iowa State	L 51-60	18	52	.346	1	14	.071	14	19	.737	9	25	34	23	51	9	19	3	8	200
1	16	1999	* Missouri	W 82-63	30	56	.536	9	18	.500	13	25	.520	7	27	34	19	82	13	17	5	10	200
1	20	1999	* at Kansas State	L 52-76	18	58	.310	5	19	.263	11	20	.550	11	17	28	21	52	10	18	1	7	200
1	23	1999	* at Nebraska	L 55-72	19	64	.297	7	24	.292	10	20	.500	15	22	37	19	55	6	23	4	13	200
1	27	1999	* Iowa State	W 64-44	26	57	.456	4	10	.400	8	10	.800	12	23	35	13	64	12	7	4	5	200
1	30	1999	* at Kansas	L 74-77	29	59	.492	4	13	.308	12	16	.750	7	19	26	25	74	14	16	2	8	200
2	3	1999	* Nebraska	L 52-57	19	60	.317	6	14	.429	8	17	.471	17	24	41	22	52	8	20	4	8	200
2	7	1999	* Kansas	L 80-86	25	68	.368	10	29	.345	20	29	.690	12	28	40	27	80	19	11	1	10	200
2	10	1999	* Oklahoma State	W 83-80	22	57	.386	7	15	.467	32	41	.780	18	23	41	24	83	13	12	1	3	200
2	13	1999	* at Missouri	L 56-87	18	55	.327	3	17	.176	17	31	.548	11	26	37	15	56	10	17	3	5	200
2	17	1999	* Texas A&M	W 71-61	23	57	.404	7	22	.318	18	28	.643	16	28	44	19	71	20	21	7	8	200
2	20	1999	* at Baylor	W 73-56	28	57	.491	5	17	.294	12	22	.545	11	33	44	19	73	14	14	2	7	200
2	24	1999	* at Texas Tech	W 78-68	27	60	.450	5	15	.333	19	25	.760	10	30	40	20	78	11	12	5	10	200
2	27	1999	* Kansas State	W 69-60	22	63	.349	7	24	.292	18	26	.692	11	29	40	20	69	13	8	4	6	200
3	4	1999	# vs. Iowa State	W 69-61	24	62	.387	6	17	.353	15	21	.714	10	33	43	20	69	12	12	8	4	200
3	5	1999	# vs. Texas	L 76-82	24	62	.387	14	24	.583	14	23	.609	13	28	41	24	76	16	14	8	8	200
3	10	1999	& Pepperdine	W 65-61	23	45	.511	0	9	.000	19	24	.792	6	28	34	13	65	13	17	7	6	200
3	16	1999	& at Colorado State	L 76-86	26	72	.361	5	18	.278	19	24	.792	21	17	38	23	76	12	15	2	12	200

\*-Big 12 Conference; #-Big 12 Tournament - Kansas City; &-NIT Tournament, Pepperdine in Boulder; Colorado State in Fort Collins, Colo.; ^-San Juan, Puerto Rico; !-Bozeman, Mont. - Montana State Invitational

Player	GP	GS	FG	FGA	Pct	3FG	3FGA	Pct	FT	FTA	Pct	OR	DR	TR	RPG	PF	FO	TP	PPG	Ast	APG	TO	A/TO	Blk	Stl	Min
Price, Kenny	32	27	155	392	.395	97	257	.377	60	81	.741	41	86	127	4.0	41	0	467	14.6	53	1.7	53	1.0	5	27	929
Manlove, Tyron	12	8	57	145	.393	13	37	.351	14	24	.583	20	28	48	4.0	38	1	141	11.8	18	1.5	27	0.7	4	17	262
Walls, Jaquay	33	27	114	291	.392	28	92	.304	129	175	.737	14	90	104	3.2	95	5	385	11.7	129	3.9	105	1.2	7	46	801
Mohr, Nick	10	0	41	91	.451	8	31	.258	16	21	.762	9	25	34	3.4	14	0	106	10.6	14	1.4	14	1.0	4	17	191
Mosley, Jamahl	21	18	72	152	.474	0	0	.000	78	100	.780	53	93	146	7.0	57	2	222	10.6	14	0.7	36	0.4	18	10	555
Smith, Will	33	21	97	226	.429	4	17	.235	52	75	.693	54	77	131	4.0	63	0	250	7.6	30	0.9	39	0.8	12	21	680
Jones, Dwight	33	19	67	179	.374	49	134	.366	18	24	.750	26	50	76	2.3	29	0	201	6.1	50	1.5	20	2.5	1	36	742
Thomas, Aki	32	9	67	140	.479	2	4	.500	43	80	.538	36	109	145	4.5	74	2	179	5.6	13	0.4	36	0.4	21	15	539
Williams, Kyle	16	3	31	74	.419	13	38	.342	14	22	.636	10	9	19	1.2	19	0	89	5.6	11	0.7	18	0.6	2	14	168
Carter, Carlton	33	13	76	173	.439	0	2	.000	29	49	.592	52	94	146	4.4	82	6	181	5.5	15	0.5	43	0.3	39	11	571
Renfro, Ernest	33	9	43	89	.483	0	0	.000	27	68	.397	33	45	78	2.4	46	0	113	3.4	16	0.5	24	0.7	10	14	470
Winston, Jose	33	10	19	74	.257	4	21	.190	35	56	.625	31	74	105	3.2	76	2	77	2.3	119	3.6	69	1.7	3	53	692
TEAM																										
	<b>33</b>		<b>839</b>	<b>2026</b>	<b>.414</b>	<b>218</b>	<b>633</b>	<b>.344</b>	<b>515</b>	<b>775</b>	<b>.665</b>	<b>418</b>	<b>824</b>	<b>1242</b>	<b>37.6</b>	<b>634</b>	<b>18</b>	<b>2411</b>	<b>73.1</b>	<b>482</b>	<b>14.6</b>	<b>486</b>	<b>1.0</b>	<b>126</b>	<b>281</b>	<b>6600</b>

### 18-15 (7-9 Big 12) Head Coach: Ricardo Patton Assistants: Terry Dunn, David Moe, Aki Collins

#	Name	Class	Pos.	Ht.	Wt.	Hometown (High School)
21	Carter, Carlton	Fr.	F	6-10	200	Trenton, N.J. (Solebury Academy)
31	Jones, Dwight	Sr.	G	5-11	180	Beaufort, N.C. (East Carteret/Dodge City CC [Kan.]
32	Manlove, Tyron	So.	G/F	6-4	220	Portland, Ore. (Wilson)
24	Mohr, Nick	Fr.	G	6-4	180	Littleton, Colo. (Columbine)
5	Mosley, Jamahl	So.	F	6-8	235	San Diego, Calif. (Rancho Buena Vista)
3	Price, Kenny	Sr.	G	6-4	190	Springfield, Mo. (Glendale/Westlake CC [Ft. Smith, Ark.]
23	Renfro, Ernest	So.	F	6-7	245	Memphis, Tenn. (Hillcrest)
10	Smith, Will	Jr.	F	6-6	230	Memphis, Tenn. (Hamilton)
42	Thomas, Aki	So.	G	6-8	220	New York, N.Y. (MCSM)
15	Townsend, Josh	Sr.	G	6-3	185	Littleton, Colo. (Columbine)
4	Walls, Jaquay	Jr.	G	6-3	170	Brooklyn, N.Y. (Grady/Compton JC)
11	Williams, Kyle	Fr.	G	6-6	190	Burlington, N.J. (Burlington City)
12	Winston, Jose	Fr.	G	6-0	180	Milwaukee, Wis. (Vincent)

Home: 13-3 Road: 2-9 Neutral: 3-3



Kenny Price

### SEASON NOTES

- Kenny Price made nine three-pointers in a Big 12 second round game would set a single game record, breaking his mark of eight from the year before. With his nine three's, Price would claim the most treys ever by a Buff - 97, a record still to this day.
- By year's end, many CU players had established themselves as some of the elite in the Big 12. Jaquay Walls was named to the All-Big 12 All-Underrated Team as well as earning All-Big 12 Honorable Mention status. Kenny Price was named to the All-Big 12 third team, while ranking third in the conference in points per game.
- Nick Mohr became the seventh CU freshman to average double-digits points (10.6 ppg.) in his first year. He played only 10 games because of a torn ACL.
- With a win over Iowa State (March 4), the Buffs broke a nine-game conference tournament losing streak.
- In March, CU was selected to play in the National Invitational Tournament. It marked the second time in three years under head coach Ricardo Patton that the Buffs qualified for post-season play.

SEASON-BY-SEASON

# COLORADO BUFFALOES

## 1999-2000

M	D	Year	Opponent	Score	FG	FGA	Pct.	3FG	3FGA	3Pct.	FT	FTA	Pct	OR	DR	TR	PF	Pts	Ast	TO	Blk	Stl	Min.
11	19	1999	St. Mary's	W 67-56	25	65	.385	7	13	.538	10	19	.526	21	27	48	17	67	14	17	6	13	200
11	23	1999	Regis	W 85-47	32	71	.451	4	13	.308	17	27	.630	24	28	52	13	85	20	11	6	9	200
11	25	1999	Yale	W 65-50	22	68	.324	0	7	.000	21	29	.724	25	27	52	9	65	12	14	10	11	200
11	28	1999	at Virginia Commonwealth	L 78-82 (ot)	28	67	.418	5	16	.313	17	29	.586	19	29	48	27	78	15	15	3	10	225
12	4	1999	California	W 80-62	31	67	.463	4	11	.364	14	24	.583	18	27	45	19	80	28	6	5	10	200
12	8	1999	at Colorado State	L 57-79	24	57	.421	3	8	.375	6	12	.500	11	27	38	17	57	11	15	4	4	200
12	18	1999	Eastern Washington	W 79-61	28	57	.491	4	12	.333	19	27	.704	11	29	40	12	79	16	11	1	9	200
12	21	1999	New Mexico State	W 76-53	26	58	.448	3	10	.300	21	33	.636	14	30	44	18	76	16	11	1	8	200
12	27	1999	^ vs. Villanova	W 79-56	27	57	.474	3	13	.231	22	32	.688	16	27	43	15	79	10	21	4	12	200
12	29	1999	^ at Hawaii	L 74-76	27	64	.422	4	14	.286	16	20	.800	14	17	31	22	74	12	19	0	10	200
12	30	1999	^ vs. Gonzaga	W 81-77	28	49	.571	5	12	.417	20	29	.690	8	28	36	12	81	11	20	2	4	200
1	4	2000	at Denver	W 73-49	28	61	.459	3	9	.333	14	23	.609	13	34	47	17	73	16	13	1	9	200
1	8	2000	* Kansas	L 69-84	18	67	.269	7	22	.318	26	34	.765	22	22	44	15	69	13	16	5	6	200
1	12	2000	* at Missouri	L 86-100	31	65	.477	5	14	.357	19	28	.679	14	15	29	26	86	17	11	1	9	200
1	16	2000	* at Iowa State	L 72-86	28	59	.475	7	18	.389	9	14	.643	10	19	29	23	72	11	14	3	5	200
1	19	2000	* Oklahoma	W 88-80	29	53	.547	3	7	.429	27	40	.675	10	28	38	21	88	20	13	0	9	200
1	22	2000	* Kansas State	W 78-70	24	59	.407	6	20	.300	24	32	.750	11	26	37	14	78	15	15	6	7	200
1	24	2000	* at Kansas	L 74-89	29	75	.387	2	10	.200	14	25	.560	22	19	41	25	74	12	16	1	14	200
1	29	2000	* at Texas	L 65-75	21	58	.362	6	16	.375	17	20	.850	12	22	34	30	65	12	15	4	6	200
2	2	2000	* Missouri	L 81-86	31	67	.463	2	12	.167	17	25	.680	12	27	39	25	81	15	15	5	8	200
2	5	2000	* at Kansas State	W 67-63	22	50	.440	7	18	.389	16	19	.842	10	24	34	16	67	15	15	1	10	200
2	8	2000	* Nebraska	W 70-58	22	57	.386	4	15	.267	22	33	.667	14	28	42	18	70	13	20	7	7	200
2	11	2000	* at Texas A&M	L 69-74	25	56	.446	9	21	.429	10	19	.526	9	22	31	25	69	20	13	5	13	200
2	15	2000	Texas Pan-American	W 79-64	27	57	.474	4	14	.286	21	28	.750	17	26	43	10	79	17	12	7	7	200
2	19	2000	* Iowa State	W 102-90 (ot)	36	74	.486	9	15	.600	21	28	.750	14	32	46	25	102	13	10	6	6	225
2	23	2000	* Baylor	W 95-75	36	68	.529	11	18	.611	12	16	.750	17	24	41	9	95	25	9	1	6	200
2	26	2000	* at Nebraska	L 64-69	23	63	.365	1	20	.050	17	30	.567	17	23	40	27	64	12	16	3	12	200
3	1	2000	* at Oklahoma State	L 60-96	15	50	.300	2	14	.143	28	35	.800	10	28	38	28	60	7	20	1	5	200
3	4	2000	* Texas Tech	W 88-67	33	77	.429	10	22	.455	12	17	.706	19	31	50	19	88	19	12	2	12	200
3	9	2000	# vs. Texas A&M	W 79-53	24	48	.500	9	15	.600	22	31	.710	9	28	37	19	79	15	19	4	7	200
3	10	2000	# vs. Texas	L 35-78	12	66	.182	0	11	.000	11	18	.611	15	19	34	19	35	5	11	2	4	200
3	16	2000	& Southern Illinois	L 92-94	32	69	.464	5	14	.357	23	28	.821	15	22	37	23	92	19	10	9	10	200

\*-Big 12 Conference; #-Big 12 Tournament - Kansas City; &-NIT Tournament in Boulder; ^-Rainbow Classic - Honolulu

Player	GP	GS	FG	FGA	Pct	3FG	3FGA	Pct	FT	FTA	Pct	OR	DR	TR	RPG	PF	FO	TP	PPG	Ast	APG	TO	A/TO	Blk	Stl	Min
Walls, Jaquay	32	32	167	379	.441	57	147	.388	153	203	.754	23	78	101	3.2	87	2	544	17.0	144	4.5	82	1.8	7	49	985
Mosley, Jamahl	32	31	159	294	.541	0	0	.000	131	177	.740	95	133	228	7.1	73	0	449	14.0	27	0.8	42	0.6	19	33	885
Mohr, Nick	32	6	95	246	.386	45	132	.341	41	55	.745	17	63	80	2.5	44	1	276	8.6	55	1.7	59	0.9	8	25	720
Pelle, Stephane	32	7	89	217	.410	2	2	1.000	92	128	.719	93	125	218	6.8	71	1	272	8.5	25	0.8	42	0.6	27	18	660
Carter, Carlton	6	1	16	32	.500	0	0	.000	7	12	.583	11	18	29	4.8	11	0	39	6.5	3	0.5	7	0.4	10	4	100
Fox, Richard	29	17	83	174	.477	0	1	.000	23	49	.469	58	133	191	6.6	71	1	189	6.5	28	1.0	44	0.6	18	7	612
Smith, Will	32	26	74	187	.396	4	26	.154	51	75	.680	31	53	84	2.6	59	1	203	6.3	21	0.7	40	0.5	7	11	599
Williams, Kyle	31	4	69	188	.367	19	63	.302	28	41	.683	21	43	64	2.1	46	0	185	6.0	21	0.7	38	0.6	8	22	505
Winston, Jose	32	25	37	102	.363	12	42	.286	18	39	.462	32	69	101	3.2	85	3	104	3.3	127	4.0	66	1.9	1	82	789
Townsend, Josh	22	1	15	45	.333	14	38	.368	2	3	.667	5	6	11	0.5	5	0	46	2.1	13	0.6	5	2.6	1	7	144
Thomas, Aki	29	10	21	62	.339	0	0	.000	13	26	.500	24	47	71	2.4	40	0	55	1.9	8	0.3	17	0.5	6	11	254
Renfro, Ernest	27	0	15	41	.366	0	0	.000	6	16	.375	13	19	32	1.2	18	0	36	1.3	4	0.1	5	0.8	5	6	171
Sanders, Sam	10	0	4	12	.333	1	3	.333	0	0	.000	0	1	1	0.1	4	0	9	0.9	0	0.0	6	0.0	0	2	27
TEAM												50	27	77				1				2				
	<b>32</b>		<b>844</b>	<b>1979</b>	<b>.426</b>	<b>154</b>	<b>454</b>	<b>.339</b>	<b>565</b>	<b>824</b>	<b>.686</b>	<b>473</b>	<b>815</b>	<b>1288</b>	<b>40.3</b>	<b>615</b>	<b>9</b>	<b>2407</b>	<b>75.2</b>	<b>476</b>	<b>14.9</b>	<b>455</b>	<b>1.1</b>	<b>117</b>	<b>277</b>	<b>6451</b>

### 18-14 (7-9 Big 12) Head Coach: Ricardo Patton

Assistants: Terry Dunn, David Moe, Aki Collins

#	Name	Class	Pos.	Ht.	Wt.	Hometown (High School)
21	Carter, Carlton	So.	F	6-11	205	Trenton, N.J. (Solebury Academy)
50	Fox, Richard	Fr.	F/C	6-11	250	Denver, Colo. (Regis)
24	Mohr, Nick	So.	G	6-4	180	Littleton, Colo. (Columbine)
5	Mosley, Jamahl	Jr.	F	6-8	225	San Diego, Calif. (Rancho Buena Vista)
34	Pelle, Stephane	Fr.	F	6-9	235	Yaounde, Cameroon (Mercersburg Acad)
23	Renfro, Ernest	Jr.	F	6-7	220	Memphis, Tenn. (Hillcrest)
10	Smith, Will	Sr.	F	6-6	206	Memphis, Tenn. (Hamilton)
42	Thomas, Aki	Jr.	F	6-8	205	New York, N.Y. (MCSM)
15	Townsend, Josh	Sr.	G	6-3	185	Littleton, Colo. (Columbine)
4	Walls, Jaquay	Sr.	G	6-3	180	Brooklyn, N.Y. (Grady/Compton JC)
11	Williams, Kyle	So.	G	6-6	187	Burlington, N.J. (Burlington City)
3	Winston, Jose	So.	G	6-0	180	Milwaukee, Wis. (Vincent)

Home: 13-3 Road: 2-10 Neutral: 3-1



Jaquay Walls

### SEASON NOTES

- In the opening game of the season, sophomore Jose Winston tied his career-high with eight steals, the second-highest single-game total in CU history.
- On Dec. 30 in the Rainbow Classic, the Buffs defeated Gonzaga 81-77; marking the first victory over a 1999 NCAA tournament team.
- On Jan. 19, CU beat No. 17 Oklahoma 88-80, breaking an 11-game losing streak to the Sooners.
- With a victory in late January over Kansas State, head coach Ricardo Patton moved into sole possession of fourth on the all-time coaching wins list at CU with 68.
- In what many CU fans believe to be the best game at the Coors Events Center, CU came from behind to defeat Iowa State in overtime 102-90. Jaquay Walls scored an NCAA-record 15 points in the overtime on his way to an astounding 42-point performance. Today, it ranks fifth in school history.
- A low point in the Buffs' season came in the Big 12 quarterfinal game against heavily favored Texas. CU was held to just 18 percent shooting from the field, and a record low 12 field goals on their way to a 78-35 loss.
- The Buffs were once again invited to play in the National Invitational Tournament. They lost to Southern Illinois in the first round, 94-92. The invitation marked the third time in four years that the Buffs had played in a postseason tournament.

# COLORADO BUFFALOES

## 2000-01

M	D	Year	Opponent	Score	FG	FGA	Pct.	3FG	3FGA	3Pct.	FT	FTA	Pct	OR	DR	TR	PF	Pts	Ast	TO	Blk	Stl	Min.
11	16	2000	^ at Alaska-Fairbanks	W 79-68	29	61	.475	5	13	.385	16	18	.889	11	33	44	16	79	10	17	3	4	200
11	18	2000	^ vs. Austin Peay	L 86-91	31	60	.517	7	17	.412	17	23	.739	12	19	31	20	86	11	16	0	2	200
11	19	2000	^ vs. South Florida	W 100-72	32	51	.627	9	16	.563	27	38	.711	7	32	39	24	100	16	19	0	3	200
11	26	2000	St. Joseph's	L 78-92	26	53	.491	2	15	.133	24	36	.667	12	24	36	21	78	16	16	4	3	200
11	28	2000	Loyola Marymount	W 94-79	35	68	.515	11	20	.550	13	23	.565	19	18	37	26	94	24	16	1	10	200
12	3	2000	Texas-Arlington	W 119-75	41	65	.631	15	26	.577	22	28	.786	8	32	40	28	119	34	22	3	11	200
12	6	2000	at St. Mary's	W 105-61	37	61	.607	13	23	.565	18	26	.692	14	36	50	17	105	14	21	3	4	200
12	9	2000	at California	L 63-75	22	58	.379	9	22	.409	10	13	.769	9	26	35	23	63	11	20	1	4	200
12	12	2000	UMKC	W 80-64	29	61	.475	6	18	.333	16	26	.615	15	30	45	18	80	24	17	2	8	200
12	23	2000	Colorado State	W 109-86	34	54	.630	9	14	.643	32	41	.780	6	24	30	24	109	25	12	5	7	200
12	28	2000	Murray State	W 98-71	33	65	.508	5	15	.333	27	37	.730	16	28	44	20	98	27	15	9	10	200
12	30	2000	at Wisconsin-Milwaukee	W 74-71 (ot)	28	67	.418	6	14	.429	12	20	.600	10	31	41	22	74	9	15	3	3	225
1	2	2001	Coppin State	W 91-63	32	55	.582	9	21	.429	18	27	.667	14	22	36	19	91	26	16	4	8	200
1	6	2001	* at Baylor	L 56-61	19	49	.388	3	19	.158	15	23	.652	13	27	40	18	56	9	16	1	5	200
1	10	2001	* Missouri	L 76-82	24	77	.312	7	22	.318	21	28	.750	23	33	56	27	76	20	17	4	8	200
1	13	2001	* Texas A&M	W 88-58	32	63	.508	7	20	.350	17	25	.680	9	28	37	28	88	27	12	5	8	200
1	16	2001	* at Iowa State	L 68-84	22	47	.468	2	9	.222	22	29	.759	6	14	20	17	68	9	14	2	12	200
1	20	2001	* at Texas Tech	W 88-71	37	63	.587	4	14	.286	10	14	.714	11	24	35	18	88	23	17	3	12	200
1	22	2001	* Kansas	L 75-85	25	71	.352	7	21	.333	18	25	.720	19	28	47	18	75	18	15	3	9	200
1	27	2001	* Oklahoma State	W 81-71	31	67	.463	7	19	.368	12	17	.706	14	26	40	20	81	24	12	3	8	200
1	31	2001	* Iowa State	L 61-71	15	46	.326	1	8	.125	30	38	.789	10	22	32	22	61	7	19	8	9	200
2	3	2001	* at Nebraska	W 60-57	22	47	.468	4	14	.286	12	20	.600	15	20	35	18	60	13	19	2	10	200
2	7	2001	* Texas	L 72-77	21	68	.309	3	15	.200	27	34	.794	27	28	55	24	72	11	8	3	2	200
2	10	2001	* at Kansas State	W 70-63	28	58	.483	4	13	.308	10	12	.833	12	19	31	17	70	17	10	1	5	200
2	14	2001	* at Missouri	L 69-80	24	60	.400	4	17	.235	17	30	.567	18	24	42	28	69	15	16	0	10	200
2	17	2001	* Nebraska	L 82-87 (ot)	28	73	.384	4	20	.200	22	35	.629	20	28	48	29	82	20	15	7	14	225
2	21	2001	* at Kansas	L 79-91	26	66	.394	6	15	.400	21	22	.955	11	26	37	23	79	12	15	1	11	200
2	28	2001	* at Oklahoma	L 67-86	24	58	.414	4	14	.286	15	17	.882	10	21	31	17	67	13	22	0	9	200
3	3	2001	* Kansas State	L 67-72	23	61	.377	5	24	.208	16	21	.762	14	28	42	26	67	14	20	8	6	200
3	8	2001	# vs. Baylor	L 84-86 (ot)	27	66	.409	8	20	.400	22	37	.595	24	26	50	25	84	18	25	7	12	225

\*-Big 12 Conference; #-Big 12 Tournament - Kansas City; ^-Top of the World Classic - Fairbanks, Alaska

Player	GP	GS	FG	FGA	Pct	3FG	3FGA	Pct	FT	FTA	Pct	OR	DR	TR	RPG	PF	FO	TP	PPG	Ast	APG	TO A/TO	Blk	Stl	Min	
Harrison, D.J.	30	30	146	319	.458	48	123	.390	116	155	.748	43	99	142	4.7	85	2	456	15.2	49	1.6	51	1.0	11	19	831
Mosley, Jamahl	30	28	145	259	.560	0	1	.000	127	165	.770	91	138	229	7.5	96	2	417	13.9	31	1.0	81	0.4	14	16	838
Pelle, Stephane	30	14	124	259	.479	0	1	.000	93	120	.775	86	138	224	7.3	88	5	341	11.4	21	0.7	61	0.3	19	37	737
Mohr, Nick	30	26	92	204	.451	35	93	.376	43	53	.811	17	45	62	2.1	50	3	262	8.7	67	2.2	46	1.5	0	26	613
Harbert, Justin	30	0	81	183	.443	43	103	.417	24	30	.800	9	32	41	1.4	40	0	229	7.6	28	0.9	35	0.8	4	23	432
Fox, Richard	27	11	72	129	.558	0	0	.000	26	43	.605	32	91	123	4.6	67	1	170	6.3	32	1.2	44	0.7	18	12	440
Morandais, Michel	30	3	52	115	.452	9	22	.409	40	62	.645	31	56	87	2.9	51	1	153	5.1	27	0.9	32	0.8	9	17	383
Wilson, Blair	29	4	42	118	.356	23	75	.307	21	26	.808	20	31	51	1.8	37	0	128	4.4	22	0.8	15	1.5	7	13	430
Winston, Jose	30	30	33	102	.324	10	45	.222	28	60	.467	18	72	90	3.0	75	5	104	3.5	194	6.5	86	2.3	3	44	867
Brimmer, Chevis	26	0	22	70	.314	11	43	.256	18	25	.720	6	10	16	0.6	22	0	73	2.8	20	0.8	22	0.9	1	9	181
Sanders, Sam	7	0	6	6	1.000	4	5	.800	3	4	.750	1	2	3	0.4	4	0	19	2.7	5	0.7	3	1.7	0	0	32
Jones, Trennis	6	0	3	12	.250	3	7	.429	1	2	.500	2	4	6	1.0	3	0	10	1.7	4	0.7	2	2.0	0	2	25
Renfro, Ernest	29	4	15	32	.469	0	0	.000	16	31	.516	20	28	48	1.7	28	1	46	1.6	15	0.5	7	2.1	9	8	239
Slaughter, Preston	7	0	4	8	.500	0	0	.000	3	6	.500	0	4	4	0.6	5	0	11	1.6	3	0.4	0	0.0	1	1	20
Gasser, Brandon	2	0	0	2	.000	0	0	.000	0	0	.000	0	1	1	0.5	1	0	0	0.0	1	0.5	1	1.0	0	0	7
TEAM												33	26	59								6				
<b>TOTAL</b>	<b>30</b>		<b>837</b>	<b>1818</b>	<b>.460</b>	<b>186</b>	<b>518</b>	<b>.359</b>	<b>559</b>	<b>782</b>	<b>.715</b>	<b>409</b>	<b>777</b>	<b>1186</b>	<b>39.5</b>	<b>652</b>	<b>20</b>	<b>2419</b>	<b>80.6</b>	<b>519</b>	<b>17.3</b>	<b>494</b>	<b>1.1</b>	<b>96</b>	<b>227</b>	<b>6075</b>

### 15-15 (5-11 Big 12) Head Coach: Ricardo Patton

Assistants: Terry Dunn, Larry Gay, David Moe

#	Name	Class	Pos.	Ht.	Wt.	Hometown (High School)
1	Brimmer, Chevis	Fr.	G	5-11	170	New Orleans, La. (Abramson)
50	Fox, Richard	So.	C	6-11	270	Denver, Colo. (Regis)
33	Harbert, Justin	Fr.	G	6-1	190	San Antonio, Texas (Taft)
44	Harrison, D.J.	Jr.	G/F	6-7	215	Nashville, Tenn. (Aquinas JC [Mich.])
21	Mohr, Nick	Jr.	G	6-5	190	Littleton, Colo. (Columbine)
30	Morandais, Michel	Fr.	G/F	6-6	195	Guadeloupe, French W Indies (PLC, Pa.)
5	Mosley, Jamahl	Sr.	F	6-8	245	San Diego, Calif. (Rancho Buena Vista)
34	Pelle, Stephane	So.	F	6-8	240	Yaounde, Cameroon (Mercersburg Acad.)
23	Renfro, Ernest	Sr.	F	6-7	252	Memphis, Tenn. (Hillcrest)
12	Sanders, Sam	So.	G	6-2	185	Edmonds, Wash. (Edmonds Woodway)
43	Wilson, Blair	Fr.	G/F	6-7	230	Broomfield, Colo. (Westminster)
3	Winston, Jose	Jr.	G	5-11	180	Milwaukee, Wis. (Vincent)

Home: 8-7 Road: 6-6 Neutral: 1-2



Jamahl Mosley

### SEASON NOTES

- On Nov. 18, in a 91-86 loss to Austin Peay, redshirt-transfer D.J. Harrison solidified his offensive presence, scoring a team, season, and career high 38 points.
- On Nov. 19, Ricardo Patton took sole possession of third place for career wins for a CU basketball coach with 77.
- On Dec. 3, CU's offensive explosion marked the fourth highest scoring day in Buff history, with every team member contributing to the victory. In a 119-75 victory over Texas-Arlington, the Buffs tied a school record, nailing 15 three-pointers with Justin Harbert and D.J. Harrison combining for seven-of-nine three's and 34 points.
- On Dec. 6, the Buffs picked up one of their most lopsided road wins ever with a 105-61 victory over St. Mary's. The victory marked CU's second straight 100-point game in a row for the first time in school history.
- On Jan. 2, in a 91-63 victory over Coppin State, Jose Winston broke a 15-year old record, dishing out 15 assists and committing no turnovers in 29 minutes of play.
- On Jan. 13, five Buffaloes recorded double digit scoring efforts in CU's most lopsided conference victory in 32 years, as the Buffs routed the visiting Aggies 88-58.
- On Jan. 22, Jamahl Mosley eclipsed the 1,000 point barrier. He finished the season ranked 13th all-time with 1,171 points. That same night, a 5th ranked Kansas State team helped draw an Events Center then-attendance record of 11,363.
- CU finished its season with a 15-15 record (.500), marking the first time in 35 years the Buffs posted three consecutive .500 seasons or better.

SEASON-BY-SEASON

# COLORADO BUFFALOES

## 2001-02

M	D	Year	Opponent	Score	FG	FGA	Pct.	3FG	3FGA	3Pct.	FT	FTA	Pct	OR	DR	TR	PF	Pts	Ast	TO	Blk	Stl	Min.
11	17	2001	Arkansas-Pine Bluff	W 98-81	34	71	.479	5	18	.278	25	43	.581	19	40	59	14	98	25	16	3	13	200
11	19	2001	Regis	W 77-56	28	56	.500	4	20	.200	17	25	.680	11	34	45	19	77	21	15	2	5	200
11	22	2001	Rice	W 108-80	37	85	.435	9	25	.360	25	43	.581	28	29	57	22	108	23	15	4	14	200
11	25	2001	at St. Joseph's	L 75-81	31	66	.470	4	13	.308	9	10	.900	12	22	34	17	75	14	15	10	7	200
12	1	2001	at Georgia	L 73-81	27	59	.458	5	19	.263	14	20	.700	14	21	35	22	73	15	13	5	6	200
12	5	2001	at Colorado State	W 75-70	20	50	.400	8	18	.444	27	40	.675	10	37	47	21	75	11	16	7	8	200
12	10	2001	Montana	W 84-71	25	64	.391	16	35	.457	18	27	.667	17	28	45	14	84	19	8	3	4	200
12	13	2001	Southern	W 106-74	42	85	.494	11	25	.440	11	13	.846	19	34	53	11	106	28	11	11	8	200
12	30	2001	Wisconsin-Milwaukee	W 93-87	35	68	.515	4	15	.267	19	24	.792	15	27	42	17	93	21	13	2	10	200
1	2	2002	St. Mary's	W 68-51	24	52	.462	4	12	.333	16	24	.667	15	26	41	11	68	17	14	4	6	200
1	5	2002	* Kansas	L 85-97	31	69	.449	8	24	.333	15	22	.682	7	26	33	25	85	22	12	5	6	200
1	9	2002	Morris Brown	W 84-44	32	54	.593	5	12	.417	15	25	.600	15	31	46	18	84	21	16	3	8	200
1	12	2002	* at Nebraska	L 67-75	24	59	.407	9	26	.346	10	19	.526	16	28	44	25	67	15	18	4	6	200
1	16	2002	* Iowa State	W 63-61	27	66	.409	0	6	.000	9	17	.529	18	23	41	9	63	14	10	7	8	200
1	19	2002	* at Missouri	L 77-92	27	64	.422	5	19	.263	18	26	.692	26	19	45	24	77	10	21	3	5	200
1	22	2002	* Kansas State	W 85-71	29	59	.492	10	24	.417	17	27	.630	11	30	41	19	85	20	11	1	5	200
1	26	2002	* at Oklahoma State	L 55-64	21	63	.333	3	17	.176	10	16	.625	19	23	42	21	55	7	14	2	6	200
1	30	2002	* Baylor	W 95-88	33	63	.524	10	18	.556	19	29	.655	17	29	46	16	95	27	14	2	3	200
2	2	2002	* at Kansas	L 73-100	28	73	.384	6	21	.286	11	16	.688	21	24	45	15	73	14	21	9	10	200
2	5	2002	* Nebraska	W 84-61	30	60	.500	11	25	.440	13	17	.765	14	40	54	16	84	23	16	7	6	200
2	9	2002	* at Texas	L 95-104	37	69	.536	8	23	.348	13	15	.867	13	23	36	25	95	10	17	5	3	200
2	13	2002	* at Iowa State	L 63-89	23	62	.371	2	17	.118	15	17	.882	12	21	33	19	63	11	12	3	1	200
2	16	2002	* Texas Tech	L 79-97	33	74	.446	5	16	.313	8	11	.727	17	23	40	21	79	15	12	3	4	200
2	20	2002	* at Kansas State	L 64-66	25	61	.410	6	16	.375	8	11	.727	14	28	42	15	64	20	14	5	1	200
2	23	2002	* Missouri	L 83-96	29	66	.439	8	17	.471	17	24	.708	19	26	45	12	83	14	13	3	2	200
2	26	2002	* at Texas A&M	W 92-77	30	56	.536	9	16	.563	23	31	.742	7	29	36	18	92	28	8	2	5	200
3	2	2002	* Oklahoma	L 71-82	22	47	.468	5	12	.417	22	36	.611	8	28	36	18	71	12	22	3	6	200
3	7	2002	# vs. Nebraska	W 67-60	23	55	.418	7	18	.389	14	18	.778	6	39	45	17	67	17	18	9	6	200
3	8	2002	# vs. Kansas	L 73-102	27	67	.403	5	11	.455	14	22	.636	14	27	41	13	73	14	20	10	6	200

\*-Big 12 Conference; #-Big 12 Tournament - Kansas City

Player	GP	GS	FG	FGA	Pct	3FG	3FGA	Pct	FT	FTA	Pct	OR	DR	TR	RPG	PF	FO	TP	PPG	Ast	APG	TO A/TO	Blk	Stl	Min	
Harrison, David	27	22	139	218	.638	0	0	.000	97	173	.561	91	97	188	7.0	94	4	375	13.9	11	0.4	62	0.2	34	15	656
Pelle, Stephane	29	26	139	289	.481	0	2	.000	93	121	.769	107	207	314	10.8	72	3	371	12.8	40	1.4	56	0.7	29	28	855
Wilson, Blair	29	3	121	268	.451	76	177	.429	38	47	.809	27	73	100	3.4	49	0	356	12.3	50	1.7	39	1.3	13	31	798
Morandais, Michel	26	11	117	241	.485	16	41	.390	33	52	.635	27	89	116	4.5	63	2	283	10.9	72	2.8	47	1.5	20	30	662
Harrison, D.J.	26	23	92	221	.416	34	97	.351	59	72	.819	53	95	148	5.7	55	2	277	10.7	46	1.8	37	1.2	13	16	622
Wright, James	28	23	79	216	.366	22	69	.319	50	65	.769	10	42	52	1.9	41	0	230	8.2	138	4.9	79	1.7	2	13	794
Brimmer, Chevis	16	4	42	106	.396	15	45	.333	20	36	.556	15	27	42	2.6	32	1	119	7.4	50	3.1	28	1.8	0	18	294
Mohr, Nick	28	24	57	165	.345	27	93	.290	30	42	.714	13	53	66	2.4	46	1	171	6.1	83	3.0	39	2.1	1	12	611
Carter, Jason	7	3	17	37	.459	0	0	.000	8	19	.421	18	21	39	5.6	13	0	42	6.0	2	0.3	12	0.2	13	2	123
Slaughter, Preston	7	0	11	19	.579	0	0	.000	7	10	.700	3	9	12	1.7	5	0	29	4.1	1	0.1	3	0.3	1	1	32
Harbert, Justin	4	0	4	18	.222	0	6	.000	3	4	.750	1	5	6	1.5	5	0	11	2.8	5	1.3	3	1.7	0	3	44
Doumbouya, Amadou	27	1	12	21	.571	0	0	.000	10	21	.476	10	25	35	1.3	33	1	34	1.3	4	0.1	5	0.8	10	7	223
Greenwald, Matt	7	0	1	4	.250	0	1	.000	3	4	.750	2	3	5	0.7	1	0	5	0.7	3	0.4	5	0.6	0	1	22
Jones, Trennis	9	0	2	11	.182	1	3	.333	0	0	.000	3	10	13	1.4	4	0	5	0.6	3	0.3	8	0.4	1	1	42
Piirto, Woody	7	0	1	8	.125	1	4	.250	1	2	.500	1	2	3	0.4	1	0	4	0.6	0	0.0	0	0.0	0	0	22
TEAM												53	57	110								2				
<b>TOTAL</b>	<b>29</b>		<b>834</b>	<b>1842</b>	<b>.453</b>	<b>192</b>	<b>538</b>	<b>.357</b>	<b>452</b>	<b>668</b>	<b>.677</b>	<b>434</b>	<b>815</b>	<b>1249</b>	<b>43.1</b>	<b>514</b>	<b>14</b>	<b>2312</b>	<b>79.7</b>	<b>508</b>	<b>17.5</b>	<b>425</b>	<b>1.2</b>	<b>137</b>	<b>178</b>	<b>5800</b>

### 15-14 (5-11 Big 12) Head Coach: Ricardo Patton Assistants: Terry Dunn, Larry Gay, Jason Shelton

#	Name	Class	Pos.	Ht.	Wt.	Hometown (High School)
1	Brimmer, Chevis	So.	G	5-11	170	New Orleans, La. (Abramson)
4	Carter, Jason	Fr.	F	6-9	255	Las Vegas, Nev. (Bishop Gorman)
3	Doumbouya, Amadou	So.	F	6-9	220	Conakry, Guinea (St. Mary's/Eastern Oklahoma St.)
23	Greenwald, Matt	Jr.	G	6-1	170	Westminster, Colo. (Westminster)
33	Harbert, Justin	So.	G	6-1	190	San Antonio, Texas (Taft)
44	Harrison, D.J.	Sr.	G/F	6-7	215	Nashville, Tenn. (Aquinas JC [Mich.])
13	Harrison, David	Fr.	C	7-0	240	Nashville, Tenn. (Brentwood)
24	Jones, Trennis	So.	G	6-2	185	Austin, Texas (Westlake)
21	Mohr, Nick	Sr.	G	6-5	190	Littleton, Colo. (Columbine)
30	Morandais, Michel	So.	G/F	6-6	195	Guadeloupe, French W Indies (PLC, Pa.)
34	Pelle, Stephane	Jr.	F	6-9	240	Yaounde, Cameroon (Mercersburg Acad.)
40	Piirto, Woody	Jr.	G	6-4	220	Boulder, Colo. (Alexander Dawson)
15	Slaughter, Preston	Sr.	F	6-5	230	Pine Bluff, Ark. (Pine Bluff)
43	Wilson, Blair	So.	G/F	6-7	230	Broomfield, Colo. (Westminster)
11	Wright, James	Jr.	G	6-2	170	Los Angeles, Calif. (Manual Arts/Compton JC)

Home: 12-4 Road: 2-9 Neutral: 1-1



D.J. Harrison

### SEASON NOTES

- On Nov. 19, the CU men's basketball program claimed its 1,000th victory. CU became the 10th school in Big 12 history to accomplish this milestone.
- With a victory over Morris Brown College on Jan. 9, Ricardo Patton improved his all-time non-conference record to 57-22 (.721).
- On Jan. 16, Patton earned his 100th career coaching victory with an exciting last-second home win over Iowa State, 63-61. Stephane Pelle converted a 10-foot fade away with 2.9 seconds remaining.
- On March 6, Stephane Pelle garnered his first Big 12 post-season honor, earning a third-team selection by the conference coaches. Pelle was the first Buff in 11 years to average a double-double in a single season (12.8 ppg., 10.8 rpg.).
- In a Big 12 quarterfinal game against Kansas, Stephane Pelle recorded two blocks, moving him to ninth on the all-time list. In that same game, CU gave up a Big 12 tournament record 102 points to the number-one ranked Jayhawks.
- David Harrison became the fifth freshman to lead the team in scoring (13.9 ppg.) and eighth frosh to average 10 or more points.
- At the commencement of the 2001-02 season, Blair Wilson was selected to the third Big 12 all-star team that toured Scandinavia later that summer.

M	D	Year	Opponent	Score	FG	FGA	Pct.	3FG	3FGA	3Pct.	FT	FTA	Pct	OR	DR	TR	PF	Pts	Asst	TO	Blk	Stl	Min.
11	22	2002	Cal-Poly	W 97-69	38	68	.559	6	14	.429	15	19	.789	16	30	46	11	97	21	14	7	7	200
11	24	2002	Stetson	W 107-74	40	72	.556	7	16	.438	20	28	.714	25	36	61	18	107	21	26	12	1	200
11	27	2002	at New Mexico St.	L 71-75	30	66	.455	4	13	.308	7	15	.467	16	26	42	16	71	7	13	4	3	200
12	3	2002	* Georgia	L 70-71	28	61	.459	2	15	.133	12	22	.545	14	31	45	16	70	15	15	5	6	200
12	7	2002	at UMKC	W 62-59	23	55	.418	6	18	.333	10	13	.769	14	29	43	16	62	15	16	8	5	200
12	11	2002	Chicago State	W 80-61	26	56	.464	8	21	.381	20	30	.667	13	25	38	13	80	16	11	7	7	200
12	21	2002	at Rice	L 61-80	20	63	.317	4	13	.308	17	32	.531	20	17	37	19	61	9	15	1	11	200
12	23	2002	North Texas	W 87-71	28	59	.475	2	18	.111	29	38	.763	14	27	41	15	87	15	17	6	12	200
12	27	2002	^ vs. Louisiana-Lafayette	W 75-56	27	55	.491	5	15	.333	16	24	.667	13	28	41	16	75	10	18	5	11	200
12	28	2002	^ at Charlotte	W 76-74	26	54	.481	6	18	.333	18	24	.750	13	30	43	15	76	11	16	4	2	200
12	29	2002	^ vs. Loyola Chicago	W 76-72	27	55	.491	6	17	.353	16	24	.667	10	30	40	18	76	18	14	6	4	200
1	4	2003	Penn	W 80-57	29	60	.483	7	16	.438	15	21	.714	10	32	42	19	80	15	10	3	7	200
1	7	2003	Colorado State	W 93-72	35	61	.574	5	13	.385	18	28	.643	13	20	33	15	93	22	9	3	12	200
1	11	2003	* at Oklahoma	L 54-69	19	61	.311	2	13	.154	14	23	.609	12	29	41	18	54	8	11	8	6	200
1	15	2003	* Kansas State	W 69-63	24	55	.436	8	21	.381	13	19	.684	8	19	27	20	69	14	10	7	5	200
1	18	2003	* at Nebraska	L 77-80 (ot)	29	73	.397	6	22	.273	13	22	.591	18	26	44	24	77	11	13	6	6	225
1	22	2003	* Kansas	W 60-59	23	48	.479	3	9	.333	11	16	.688	7	31	38	14	60	9	19	5	5	200
1	29	2003	* at Texas Tech	L 56-66	19	72	.264	5	21	.238	13	22	.591	22	35	57	23	56	7	16	3	4	200
2	1	2003	* at Missouri	L 70-73	29	72	.403	4	11	.364	8	9	.889	17	29	46	13	70	8	14	5	7	200
2	4	2003	* Texas	W 93-80	32	66	.485	8	13	.615	21	34	.618	20	25	45	22	93	17	10	10	12	200
2	8	2003	* Iowa State	W 84-69	27	49	.551	5	12	.417	25	34	.735	9	33	42	20	84	14	16	8	6	200
2	11	2003	* at Kansas State	L 54-62	22	60	.367	4	16	.250	6	10	.600	12	29	41	19	54	11	18	10	4	200
2	15	2003	* Texas A&M	W 98-83	33	54	.611	7	11	.636	25	33	.758	10	36	46	22	98	17	21	9	7	200
2	19	2003	* at Kansas	L 87-94	30	66	.455	7	17	.412	20	26	.769	11	27	38	19	87	14	15	7	6	200
2	22	2003	* Missouri	W 89-68	30	71	.423	6	18	.333	23	32	.719	19	31	50	20	89	22	5	7	7	200
2	25	2003	* at Iowa State	L 55-81	21	67	.313	3	18	.167	10	17	.588	17	19	36	17	55	11	10	7	7	200
3	1	2003	* at Baylor	W 72-59	31	67	.463	2	12	.167	8	12	.667	20	30	50	17	72	11	13	8	3	200
3	5	2003	* Oklahoma State	W 68-56	24	64	.375	4	13	.308	16	29	.552	21	25	46	19	68	13	11	7	4	200
3	8	2003	* Nebraska	W 84-69	29	61	.475	4	15	.267	22	28	.786	9	34	43	15	84	18	19	15	8	200
3	13	2003	# vs. Kansas State	W 77-76	26	62	.419	6	13	.462	19	26	.731	17	27	44	21	77	10	10	9	3	200
3	14	2003	# vs. Oklahoma	L 59-74	18	48	.375	2	11	.182	21	32	.656	9	21	30	19	59	5	9	4	4	200
3	21	2003	S vs. Michigan State	L 64-79	26	60	.433	5	14	.357	7	17	.412	10	23	33	19	64	9	13	8	6	200

\*\*-Georgia was guilty of infractions to the penalties imposed upon its basketball program by the NCAA. The game was later forfeited to Colorado, but all records are computed with the result that took place on the court.  
 ^-Big 12 Conference, #Big 12 Tournament - Dallas, S-NCAA Tournament - Tampa, Fla.; ^-Pepsi Classic, Charlotte, N.C.

Player	GP	GS	FG	FGA	Pct	3FG	3FGA	Pct	FT	FTA	Pct	OR	DR	TR	RPG	PF	FO	TP	PPG	Asst	APG	TO A/TO	Blk	Stl	Min	
Morandais, Michel	31	31	197	434	.454	37	102	.363	94	125	.777	41	125	166	5.4	70	0	525	16.9	105	3.4	69	1.5	19	29	1006
Harrison, David	32	31	164	300	.547	0	0	.000	117	208	.563	103	162	265	8.3	112	5	445	13.9	16	0.5	72	0.2	106	22	908
Wilson, Blair	32	31	136	342	.398	83	237	.350	57	71	.803	25	84	109	3.4	58	0	412	12.9	59	1.8	36	1.6	7	38	1048
Pelle, Stephane	32	31	143	307	.466	0	3	.000	98	123	.797	97	201	298	9.3	94	0	384	12.0	27	0.8	58	0.5	33	29	891
Wright, James	19	2	44	103	.427	17	41	.415	18	26	.692	2	17	19	1.0	26	0	123	6.5	70	3.7	30	2.3	1	10	413
Harris, Lamar	32	2	61	125	.488	0	1	.000	29	59	.492	73	105	178	5.6	60	0	151	4.7	14	0.4	35	0.4	20	20	503
Eddy, Glean	32	1	33	92	.359	10	44	.227	37	50	.740	34	62	96	3.0	40	0	113	3.5	13	0.4	39	0.3	10	13	430
Obazuaye, Jayson	27	1	32	77	.416	1	12	.083	14	32	.438	8	19	27	1.0	27	0	79	2.9	14	0.5	34	0.4	6	8	286
McGee, Antoine	32	29	27	91	.297	6	24	.250	24	37	.649	8	36	44	1.4	55	0	84	2.6	95	3.0	43	2.2	1	19	631
Copeland, Chris	26	0	23	61	.377	5	20	.250	15	26	.577	15	27	42	1.6	25	0	66	2.5	8	0.3	19	0.4	7	2	199
Carter, Jason	7	0	6	12	.500	0	0	.000	2	2	1.000	1	9	10	1.4	12	0	14	2.0	0	0.0	4	0.0	4	4	58
Senger, Scott	4	0	2	4	.500	0	1	.000	0	0	.000	0	1	1	0.3	1	0	4	1.0	0	0.0	0	0.0	0	0	8
Greenwald, Matt	8	1	1	4	.250	0	0	.000	0	0	.000	1	1	2	0.3	1	0	2	0.3	1	0.1	4	0.3	0	1	12
Jones, Trennis	6	0	0	2	.000	0	0	.000	2	2	1.000	0	1	1	0.2	2	0	2	0.3	2	0.3	1	2.0	0	0	12
Doumbouya, Amadou	13	0	0	6	.000	0	1	.000	1	2	.500	2	2	4	0.3	2	0	1	0.1	0	0.0	2	0.0	0	1	20
Boidock, Billy	3	0	0	1	.000	0	1	.000	0	0	.000	0	1	1	0.3	0	0	0	0.0	0	0.0	0	0.0	0	0	3
Mattingly, Brian	1	0	0	0	.000	0	0	.000	0	0	.000	0	0	0	0.0	0	0	0	0.0	0	0.0	0	0.0	0	0	0
TEAM												51	37	88								1				
<b>TOTAL</b>	<b>32</b>		<b>869</b>	<b>1961</b>	<b>.443</b>	<b>159</b>	<b>487</b>	<b>.326</b>	<b>508</b>	<b>759</b>	<b>.669</b>	<b>461</b>	<b>890</b>	<b>1351</b>	<b>42.2</b>	<b>585</b>	<b>5</b>	<b>2405</b>	<b>75.2</b>	<b>424</b>	<b>13.3</b>	<b>447</b>	<b>1.0</b>	<b>214</b>	<b>196</b>	<b>6428</b>

### 20-12 (9-7 Big 12) Head Coach: Ricardo Patton Assistants: Terry Dunn, Larry Gay, Jason Shelton

#	Name	Class	Pos.	Ht.	Wt.	Hometown (High School)
2	Boidock, Billy	Fr.	G	6-0	150	Dallas, Texas (Bishop Lynch)
15	Copeland, Chris	Fr.	F	6-8	225	Richmond, Va. (Hermitage)
3	Doumbouya, Amadou	Jr.	F	6-7	240	Conakry, Guinea (St. Mary/E. Oklahoma St.)
1	Eddy, Glean	Fr.	F	6-5	200	Nashville, Tenn. (Nat'l Christ. Acad. [Md.]
23	Greenwald, Matt	Sr.	G	6-1	170	Westminster, Colo. (Westminster)
44	Harris, Lamar	Jr.	F	6-7	205	Los Angeles, Calif. (Centennial/Compton JC)
13	Harrison, David	So.	C	7-0	250	Nashville, Tenn. (Brentwood)
24	Jones, Trennis	Jr.	G	6-0	170	Austin, Texas (Westlake)
42	McGee, Antoine	Fr.	G	5-10	180	Moreno Valley, Calif. (Mercersburg, Pa.)
30	Morandais, Michel	Jr.	G/F	6-5	200	Guadeloupe, French W Indies (PLC, Pa.)
5	Obazuaye, Jayson	Fr.	G	6-2	190	San Jose, Calif. (Andrew Hill)
34	Pelle, Stephane	Sr.	F	6-8	250	Yaounde, Cameroon (Mercersburg Acad.)
10	Senger, Scott	Fr.	F	6-7	205	Louisville, Colo. (Monarch)
43	Wilson, Blair	Jr.	G/F	6-2	220	Broomfield, Colo. (Westminster)
11	Wright, James	Sr.	G	6-2	170	Los Angeles, Calif. (Manual Arts/Compton JC)

Home: 14-1 Road: 3-9 Neutral: 3-2



Stephane Pelle

### SEASON NOTES

- The Buffs' 20 wins marked the third time in program history, and the second time under head coach Ricardo Patton, that a CU team has reached that milestone. Colorado finished the 1968-69 season with 21 wins and the '96-'97 season with 22 wins.
- 2002-03 was the year for quite a few program firsts. For the first time in school history, CU went undefeated at home in Big 12 play (8-0); with a victory over Nebraska on March 8, CU secured their 14th home win, the most wins at home in any year.
- It was the first season in which CU defeated four ranked teams in the same year. CU defeated No. 6 Kansas 60-59, No. 3 Texas 93-80, No. 22 Missouri 89-68, and No. 20/18 Oklahoma State 68-56.
- On Nov. 24, against Stetson, David Harrison set the single-game record for blocked shots at 10. Harrison would break his own record with 11 blocked shots in Colorado's final home game against Nebraska. For the season, Harrison recorded 107 blocks, shattering the previous record of 73 set by Poncho Hodges in the 1991-92 season.
- CU lured their highest home attendance average in 20 years, 8,995 fans.
- David Harrison recorded CU's first triple-double in Big 12 play, and second triple-double in program history with his 31 points, 17 rebounds, and 10 blocked shots against Stetson on November 24. Harrison would add another triple-double against Nebraska with 20 points, 10 rebounds, and 11 blocked shots, making him the only player in CU and Big 12 history to record two triple-doubles in a career.
- For the first time in school history, CU had three players selected as the Phillips 66/Big 12 Players of the Week: Blair Wilson (Feb. 24), Stephane Pelle (Jan. 27), and David Harrison (Nov. 25).
- Michel Morandais earned All-Big 12 second team honors, while Stephane Pelle made the conference third team.
- Head coach Ricardo Patton led the team to a .500 record or better for the fifth straight year, and for the fourth time in seven years as head coach, he led the team to more than 18 victories.

SEASON-BY-SEASON

# COLORADO BUFFALOES

## 2003-04

M	D	Year	Opponent	Score	FG	FGA	Pct.	3FG	3FGA	3Pct.	FT	FTA	Pct	OR	DR	TR	PF	Pts	Ast	TO	Blk	Stl	Min.
11	21	2003	at Northwestern	W 67-56	23	54	.426	5	20	.250	16	24	.667	15	28	43	18	67	10	16	5	8	200
11	24	2003	at Pepperdine	L 77-94	30	65	.462	7	20	.350	10	22	.455	14	31	45	28	77	12	22	7	5	200
11	26	2003	at Cal Poly	W 73-62	28	63	.444	1	10	.100	16	23	.696	12	33	45	17	73	9	14	6	9	200
12	1	2003	Oregon State	W 81-66	28	50	.560	9	18	.500	16	27	.593	10	33	43	17	81	16	21	6	8	200
12	6	2003	California	W 78-60	29	53	.547	10	20	.500	10	20	.500	8	34	42	17	78	16	13	6	9	200
12	10	2003	at Colorado State	W 84-78	26	57	.456	5	14	.357	27	41	.659	9	26	35	23	84	13	9	4	10	200
12	19	2003	Tennessee State	W 71-44	26	58	.448	9	27	.333	10	23	.435	18	31	49	11	71	19	13	7	5	200
12	23	2003	Utah	L 57-77	19	49	.388	2	16	.125	17	23	.739	8	15	23	23	57	3	11	6	4	200
12	31	2003	Richmond	L 62-75	20	51	.392	1	9	.111	21	30	.700	16	17	33	20	62	16	16	6	3	200
1	5	2004	* Kansas	L 62-77	20	56	.357	7	20	.350	15	25	.600	10	26	36	16	62	11	12	7	2	200
1	8	2004	Savannah State	W 89-57	30	54	.556	7	17	.412	22	30	.733	10	34	44	12	89	20	16	8	8	200
1	10	2004	Northern Colorado	W 78-48	35	69	.507	3	21	.143	5	13	.385	14	25	39	16	78	19	6	10	10	200
1	14	2004	* at Nebraska	W 68-60	21	47	.447	8	19	.421	18	26	.692	14	22	36	15	68	12	14	5	4	200
1	17	2004	* Iowa State	W 88-70	33	62	.532	10	25	.400	12	21	.571	13	35	48	12	88	23	18	11	7	200
1	21	2004	* at Oklahoma State	L 62-71	21	50	.420	4	11	.364	16	24	.667	6	30	36	20	62	11	19	3	4	200
1	25	2004	* at Kansas	L 57-78	17	58	.293	3	16	.188	20	27	.741	10	26	36	28	57	8	17	8	12	200
1	28	2004	* Missouri	W 83-70	28	51	.549	4	10	.400	23	36	.639	11	30	41	12	83	10	16	4	6	200
1	31	2004	* Baylor	W 81-66	30	51	.588	7	15	.467	14	21	.667	11	21	32	14	81	20	9	5	4	200
2	4	2004	* at Texas	L 63-76	22	54	.407	6	14	.429	13	15	.867	12	26	38	11	63	12	18	4	6	200
2	7	2004	* Kansas State	W 82-81	27	60	.450	11	20	.550	17	29	.586	13	22	35	19	82	14	10	6	5	200
2	10	2004	* at Missouri	L 65-77	22	47	.468	8	17	.471	13	26	.500	11	25	36	15	65	10	19	4	5	200
2	18	2004	* Texas Tech	W 85-75	33	67	.493	6	18	.333	13	15	.867	14	21	35	20	85	16	17	9	9	200
2	21	2004	* at Kansas State	W 72-62	22	55	.400	8	22	.364	20	29	.690	20	20	40	21	72	14	12	2	4	200
2	25	2004	* Oklahoma	W 94-87 (ot)	32	63	.508	9	19	.474	21	39	.538	17	27	44	18	94	17	10	6	3	225
2	28	2004	* at Texas A&M	W 76-70	27	55	.491	3	15	.200	19	28	.679	12	26	38	19	76	23	12	7	6	200
3	4	2004	* at Iowa State	L 77-83	27	53	.509	12	20	.600	11	19	.579	14	24	38	21	77	15	26	5	4	200
3	6	2004	* Nebraska	W 78-75	27	57	.474	8	19	.421	16	28	.571	13	28	41	21	78	15	8	7	3	200
3	12	2004	** vs. Texas Tech	L 69-79	27	62	.435	11	21	.524	4	13	.308	11	20	31	14	69	9	14	7	4	200
3	17	2004	& at Oregon	L 72-77 (ot)	28	64	.438	4	12	.333	12	23	.522	17	23	40	21	72	10	15	3	5	225

\*Big 12 Conference; \*\*Big 12 Tournament - Dallas, Texas; &NIT Tournament

Player	GP	GS	FG	FGA	Pct	3FG	3FGA	Pct	FT	FTA	Pct	OR	DR	TR	RPG	PF	FO	TP	PPG	Ast	APG	TO A/TO	Blk	Stl	Min	
Harrison, David	29	28	186	295	.631	0	1	.000	125	232	.539	108	146	254	8.8	94	3	497	17.1	25	0.8	78	0.3	85	17	916
Morandais, Michel	29	28	154	379	.406	58	157	.369	101	118	.856	26	102	128	4.4	61	3	467	16.1	90	3.1	98	0.9	17	27	962
Wilson, Blair	29	29	114	280	.407	75	190	.395	54	70	.771	11	86	97	3.3	41	0	357	12.3	50	1.7	34	1.5	6	38	958
Harris, Lamar	29	29	80	158	.506	0	0	.000	49	74	.662	73	174	247	8.5	78	1	209	7.2	50	1.7	51	0.1	36	29	773
Obazuaye, Jayson	29	17	64	151	.424	5	19	.263	26	53	.491	23	37	60	2.1	43	0	159	5.5	43	1.5	41	1.1	0	10	511
Eddy, Glean	29	1	44	101	.436	13	38	.342	45	68	.662	40	63	103	3.6	37	0	146	5.0	28	0.1	31	0.9	6	11	455
Hall, Marcus	29	0	52	119	.437	25	64	.391	16	37	.432	6	33	39	1.3	40	0	145	5.0	45	1.6	29	1.6	5	15	437
Copeland, Chris	28	0	25	66	.379	11	28	.393	19	32	.594	21	49	70	2.5	48	2	80	2.9	14	0.5	21	0.7	13	7	257
McGee, Antoine	29	11	19	46	.413	1	2	.500	12	25	.480	4	21	25	0.9	52	0	51	1.8	50	1.7	29	1.7	1	9	386
Senger, Scott	17	0	15	27	.556	0	2	.000	0	3	.000	10	10	20	1.2	13	0	30	1.8	2	0.1	2	0.1	0	4	103
Boidock, Billy	2	0	0	0	.000	0	0	.000	0	0	.000	0	0	0	0.0	0	0	0	0.0	0	0.0	1	0.0	0	0	7
Mattingly, Mac	1	0	0	0	.000	0	0	.000	0	0	.000	0	0	0	0.0	0	0	0	0.0	1	0.5	0	0.0	0	0	3
Jones, Trennis	6	1	2	6	.333	0	4	.000	0	0	.000	0	3	3	0.5	0	0	4	0.7	3	0.5	2	1.5	1	3	19
Daoubouya, Amadou	17	1	3	7	.429	0	0	.000	0	8	.000	8	11	19	1.1	11	1	6	0.4	2	0.1	4	0.5	4	2	63
TEAM												33	24	57		1						2				
<b>TOTAL</b>	<b>29</b>		<b>758</b>	<b>1635</b>	<b>.464</b>	<b>188</b>	<b>505</b>	<b>.372</b>	<b>447</b>	<b>720</b>	<b>.621</b>	<b>396</b>	<b>783</b>	<b>1179</b>	<b>40.7</b>	<b>519</b>	<b>10</b>	<b>2151</b>	<b>74.2</b>	<b>403</b>	<b>13.9</b>	<b>425</b>	<b>1.1</b>	<b>174</b>	<b>172</b>	<b>5850</b>

**18-11 (10-6 Big 12) Head Coach: Ricardo Patton**  
**Assistants: Terry Dunn, Jason Shelton, Paul Graham**

#	Name	Class	Pos.	Ht.	Wt.	Hometown (High School)
2	Boidock, Billy	So.	G	6-0	150	Dallas, Texas (Bishop Lynch)
15	Copeland, Chris	So.	F	6-8	225	Richmond, Va. (Hermitage)
3	Daoubouya, Amadou	Sr.	F	6-7	240	Conakry, Guinea (St. Mary/Eastern Oklahoma St.)
1	Eddy, Glean	So.	F	6-6	200	Nashville, Tenn. (National Christian Acad. [Md.])
21	Hall, Marcus	Fr.	PG	6-1	175	Houston, Texas (Jersey Village)
44	Harris, Lamar	Sr.	F	6-7	205	Los Angeles, Calif. (Centennial/Compton JC)
13	Harrison, David	Jr.	C	7-0	250	Nashville, Tenn. (Brentwood Academy)
24	Jones, Trennis	Sr.	G	6-2	170	Austin, Texas (Weslake)
12	Mattingly, Brien	Jr.	G	6-1	190	Pueblo, Colo. (Pueblo East)
42	McGee, Antoine	So.	PG	5-11	180	Moreno Valley, Calif. (Mercersburg Acad.)
30	Morandais, Michel	Sr.	G/F	6-5	200	Guadeloupe, French W Indies (Mercersburg, Pa.)
5	Obazuaye, Jayson	So.	G	6-3	190	San Jose, Calif. (Andrew Hill)
10	Senger, Scott	So.	F	6-6	205	Louisville, Colo. (Monarch)
43	Wilson, Blair	Sr.	G/F	6-6	220	Westminster, Colo. (Westminster)

Home: 12-3 Road: 6-7 Neutral: 0-1



**David Harrison**

### SEASON NOTES

- CU earned its third NIT berth during Coach Patton's eight years as head coach. Despite David Harrison's 26 points and 12 rebounds, the Buffs fell in the first round to Oregon, 77-72 behind the strength of a 40-point performance by Oregon's and All-American Luke Johnson.
- Harrison and Michel Morandais would be named to the Big 12 Conference first and second teams, respectively.
- CU won 18 games for the fifth time under Patton.
- The Buffs won 10 conference games; the most since recording 11 conference wins in 1996-97, and earned the fourth seed at the Big 12 Tournament in Dallas.
- Morandais became the 21st player in school history to eclipse 1,000 career points. He would finish his career ranked seventh on CU's all-time scoring charts with 1,428 points. • Blair Wilson reached the 1,000-point barrier on Dec. 31 against Richmond. He would leave Boulder ranked 14th on the Buffs' all-time scoring list with 1,253 points. • David Harrison scored his 1,000th point during the 2003-04 campaign amassing 1,317 career points for 11th on CU's all-time list.
- Harrison opted to declare for the NBA draft after his junior season, forfeiting his final year of eligibility.
- Harrison broke the CU record for career blocks with three against Utah. Harrison bettered Ted Allen's eight-year mark of 161. Harrison would go on to block 225 shots in only three years and would subsequently hold every blocked shot record category.
- Wilson broke CU's record for career 3-pointers made with six against Iowa State. In that game, Wilson set or tied three more school records: he made a school record six 3-pointers without a miss; he tied the school mark for treys in one half (6); he also tied the school record for 3-pointers in one half of a conference game.
- Wilson tied his personal best with seven 3-pointers at home against Kansas State. Ironically, it's the second time in his career he has netted seven treys against the Wildcats (Jan. 1, 2002). He also became one of three players to make seven 3-pointers in a game, twice.



M	D	Year	Opponent	Score	FG	FGA	Pct.	3FG	3FGA	3Pct.	FT	FTA	Pct	OR	DR	TR	PF	Pts	Ast	TO	Blk	Stl	Min.
11	15	2004	^ College of Charleston	W 72-57	27	62	.435	7	18	.389	11	23	.478	8	40	48	18	72	17	14	12	7	200
11	17	2004	^ at Michigan	L 60-69	23	59	.390	6	18	.333	8	10	.800	11	26	37	17	60	14	19	12	11	200
11	28	2004	Northwestern	W 66-57	25	57	.439	2	9	.222	14	21	.667	11	30	41	14	66	9	11	8	7	200
12	4	2004	at Oregon State	L 87-98	33	57	.579	7	14	.500	14	21	.667	8	18	26	28	87	14	21	5	12	200
12	7	2004	at California	W 63-60	22	52	.423	7	11	.636	12	20	.600	15	23	38	19	63	14	17	4	3	200
12	18	2004	Colorado State	W 89-83	28	65	.431	5	21	.238	28	37	.757	16	20	36	21	89	13	12	4	7	200
12	21	2004	UMKC	W 79-68	26	56	.464	8	22	.364	19	28	.679	15	29	44	17	79	18	17	4	6	200
12	23	2004	Radford	W 74-58	30	60	.500	6	19	.316	8	15	.533	13	22	35	13	74	17	15	4	9	200
12	28	2004	Gardner-Webb	W 97-88	35	61	.574	10	16	.625	17	23	.739	9	22	31	13	97	17	10	4	7	200
12	30	2004	at Utah	L 48-80	19	54	.352	4	22	.182	6	12	.500	10	16	26	19	48	11	16	7	11	200
1	4	2005	at Richmond	W 75-69	28	50	.560	5	11	.455	14	30	.467	9	28	37	16	75	13	13	5	5	200
1	8	2005	* at Oklahoma	L 55-85	23	60	.383	4	15	.267	5	10	.500	16	19	35	14	55	9	18	4	6	200
1	12	2005	* Nebraska	L 61-68	18	52	.346	6	23	.261	19	26	.731	11	26	37	20	61	9	12	10	8	200
1	15	2005	* Kansas	L 61-76	20	67	.299	8	30	.267	13	20	.650	22	22	44	24	61	12	16	4	2	200
1	19	2005	* at Baylor	L 59-67	25	58	.431	3	23	.130	6	10	.600	13	18	31	21	59	12	13	1	7	200
1	22	2005	* at Iowa State	W 54-52 (ot)	21	64	.328	8	20	.400	4	7	.571	22	32	54	16	54	9	20	6	4	225
1	26	2005	* Missouri	W 64-62	22	54	.407	5	14	.357	15	22	.682	9	29	38	12	64	11	13	5	3	200
1	30	2005	* Oklahoma State	L 86-104	32	61	.525	17	29	.586	5	9	.556	8	15	23	17	86	26	12	6	7	200
2	2	2005	* at Texas Tech	L 48-80	33	70	.471	12	30	.400	12	21	.571	14	23	37	28	90	14	15	5	8	200
2	5	2005	* at Kansas State	W 70-60	23	53	.434	11	29	.379	13	19	.684	11	32	43	15	70	16	17	7	4	200
2	8	2005	* Texas	W 88-79	27	69	.391	9	28	.321	25	34	.735	13	26	39	19	88	15	5	9	6	200
2	12	2005	* at Kansas	L 60-89	20	58	.345	7	21	.333	13	28	.464	17	16	33	23	60	8	16	5	6	200
2	14	2005	South Dakota State	W 82-49	30	55	.545	10	22	.455	12	16	.750	7	28	35	15	82	22	15	5	14	200
2	19	2005	* Texas A&M	L 77-92	24	60	.400	9	26	.346	20	26	.769	11	14	25	22	77	10	11	4	4	200
2	22	2005	* at Missouri	L 54-63	18	54	.333	5	19	.263	13	22	.591	11	24	35	24	54	8	11	1	5	200
2	26	2005	* Kansas State	L 82-84	32	59	.542	10	22	.455	8	18	.444	6	18	24	17	82	20	7	2	7	200
3	2	2005	* at Nebraska	L 55-70	23	62	.371	5	20	.250	4	11	.364	13	22	35	18	55	13	9	6	3	200
3	5	2005	* Iowa State	L 73-78	26	60	.433	10	31	.323	11	16	.688	12	27	39	17	73	19	18	6	2	200
3	10	2005	** vs. Texas	W 81-69	27	63	.429	9	26	.346	18	26	.692	16	32	48	27	81	15	13	3	6	200
3	11	2005	** vs. Oklahoma State	L 85-87	31	62	.500	8	23	.348	15	26	.577	12	21	33	26	85	14	12	0	3	200

\*Big 12 Conference; \*\*Big 12 Tournament - Kansas City; ^Preseason NIT

Player	GP	GS	FG	FGA	Pct	3FG	3FGA	Pct	FT	FTA	Pct	OR	DR	TR	RPG	PF	FO	TP	PPG	Ast	APG	TO A/TO	Blk	Stl	Min	
Roby, Richard	30	30	169	380	.445	67	179	.374	75	103	.728	36	107	143	4.8	70	4	480	16.0	58	1.9	80	0.7	23	48	923
Copeland, Chris	29	14	116	259	.448	51	136	.375	57	70	.814	48	113	161	5.6	82	3	340	11.7	43	1.5	54	0.8	36	10	730
Hall, Marcus	29	21	118	287	.411	38	122	.311	50	72	.694	13	62	75	2.6	46	1	324	11.2	126	4.4	67	1.9	9	29	858
Obazuaye, Jayson	30	29	103	252	.409	12	35	.343	49	110	.445	35	55	90	0.3	48	2	267	8.9	53	1.8	45	1.2	6	11	741
Osborn, Andy	26	14	76	176	.432	45	110	.409	16	23	.696	34	87	121	4.7	67	3	213	8.2	34	1.3	30	1.1	15	7	530
Ashby, Julius	22	19	66	132	.500	0	0	.000	34	69	.493	57	76	133	0.6	64	4	166	7.5	16	0.7	34	0.5	33	20	555
Eddy, Glean	30	9	46	119	.387	4	27	.148	62	83	.747	50	80	130	4.3	49	0	158	5.3	31	1.0	42	0.7	5	14	547
Freeman, Martane	26	0	20	60	.333	4	19	.211	18	30	.600	18	21	39	1.5	34	1	62	2.4	14	0.5	16	0.9	4	12	220
King-Stockton, Marcus	25	1	20	37	.541	0	0	.000	17	26	.654	34	23	57	2.3	23	0	57	2.3	11	0.4	6	1.8	13	7	262
Boidock, Billy	2	0	2	2	1.000	0	0	.000	0	0	.000	0	0	0	0.0	1	0	4	2.0	0	0.0	0	0.0	0	2	5
Arrington, Lamont	25	7	22	34	.647	0	0	.000	3	15	.200	13	23	36	1.4	43	1	47	1.9	5	0.2	22	0.2	13	10	264
Mattingly, Brien	1	0	0	1	.000	0	0	.000	0	2	.000	0	0	0	0.0	0	0	0	0.0	0.0	1	0.0	0	1	3	
Smith, Keith	1	0	0	0	.000	0	0	.000	0	0	.000	0	0	0	0.0	0	0	0	0.0	0.0	0	0.0	0	0	0	
McGee, Antoine	29	6	10	29	.345	2	4	.500	1	4	.250	5	26	31	1.1	38	0	23	0.8	27	0.9	18	1.5	1	16	340
Senger, Scott	14	0	3	6	.500	0	0	.000	0	0	.000	3	5	8	0.6	5	0	6	0.4	1	0.1	0	0.0	0	3	47
TEAM												23	40	63								3				
	<b>30</b>		<b>771</b>	<b>1774</b>	<b>.435</b>	<b>223</b>	<b>632</b>	<b>.353</b>	<b>382</b>	<b>607</b>	<b>.629</b>	<b>369</b>	<b>718</b>	<b>1087</b>	<b>36.2</b>	<b>570</b>	<b>19</b>	<b>2147</b>	<b>71.6</b>	<b>419</b>	<b>14</b>	<b>418</b>	<b>1.0</b>	<b>158</b>	<b>190</b>	<b>6025</b>

### 14-16 (4-12 Big 12) Head Coach: Ricardo Patton

Assistants: Paul Graham, Jason Shelton, Paul Sather

#	Name	Class	Pos.	Ht.	Wt.	Hometown (High School)
30	Arrington, Lamont	Jr.	F/C	6-11	210	Detroit, Mich. (Schoolcraft College [Mich.])
33	Ashby, Julius	Jr.	F/C	6-9	220	Trinidad & Tobago (Marshalltown CC [Iowa])
2	Boidock, Billy	Jr.	G	6-0	150	Dallas, Texas (Bishop Lynch)
15	Copeland, Chris	Jr.	F	6-8	225	Richmond, Va. (Hermitage)
1	Eddy, Glean	Jr.	F	6-5	200	Nashville, Tenn. (National Christian Academy [Md.])
12	Freeman, Martane	Jr.	F	6-7	195	Kansas City, Mo. (Penn Valley JC [Kansas City])
21	Hall, Marcus	So.	PG	6-1	175	Houston, Texas (Jersey Village)
32	King-Stockton Marcus	Fr.	F	6-9	205	Denver, Colo. (Colorado Academy)
43	Mattingly, Brien	Sr.	G	6-1	180	Pueblo, Colo. (Pueblo East)
42	McGee, Antoine	Jr.	PG	5-10	180	Moreno Valley, Calif. (Mercersburg Acad. [Pa.])
5	Obazuaye, Jayson	Jr.	G	6-2	190	San Jose, Calif. (Andrew Hill)
4	Osborn, Andy	Jr.	F	6-9	230	Longmont, Colo. (Longmont/Loyola Marymount)
23	Roby, Richard	Fr.	G	6-6	190	San Bernardino, Calif. (Lawrence Academy [Groton, Mass])
10	Senger, Scott	Jr.	F	6-7	205	Louisville, Colo. (Monarch)
34	Smith, Keith	Fr.	F	6-6	220	Oklahoma City, Okla. (Putnam)

Home: 9-6 Road: 4-9 Neutral: 1-1



Richard Roby

### SEASON NOTES

- Richard Roby (Big 12 honorable mention) became the sixth CU player to lead the team in scoring as a freshman, and ninth frosh overall to average double digit scoring.
- On Dec. 28, Ricardo Patton won his 150th career game, defeating Gardner Webb 97-88.
- Marcus Hall scored CU's last 18 points of the first half and first two points of the second half at Oregon State, topping Donnie Boyce's mark (March 5, 1994) of consecutive points by one player.
- Richard Roby made seven 3-pointers against Texas Tech (Feb. 2) and Kansas State (Feb. 26) to become only the

# COLORADO BUFFALOES

## 2005-06

M	D	Year	Opponent	Score	FG	FGA	Pct.	3FG	3FGA	3Pct.	FT	FTA	Pct	OR	DR	TR	PF	Pts	Ast	TO	Blk	Stl	Min.
11	18	2005	UNC Wilmington	W 73-54	26	56	.464	4	17	.235	17	24	.708	13	23	36	14	73	12	17	6	17	200
11	21	2005	at Colorado State	L 82-83	32	61	.525	7	18	.389	11	19	.579	15	17	32	25	82	21	16	3	11	200
11	26	2005	^vs. St. Mary's	W 73-54	30	73	.411	6	18	.333	7	13	.538	17	30	47	21	72	18	15	2	9	200
11	29	2005	at Penn	W 78-60	27	57	.474	8	15	.533	16	20	.800	12	38	50	23	78	15	18	2	9	200
12	3	2005	Cal Poly	W 93-75	36	75	.48	8	27	.296	13	25	.520	22	24	46	11	17	19	5	6	10	200
12	7	2005	Utah	W 76-52	29	70	.414	12	37	.324	6	11	.545	18	23	41	17	76	18	10	4	9	200
12	17	2005	UC Irvine	W 96-80	33	64	.516	10	26	.385	20	24	.833	11	24	35	18	96	19	12	3	13	200
12	20	2005	at TCU	W 77-59	28	57	.491	7	21	.333	14	20	.700	11	32	43	26	77	17	23	6	6	200
12	22	2005	Mercer	W 117-74	47	75	.627	12	19	.632	11	19	.579	15	32	47	13	117	29	14	12	14	200
12	31	2005	Dartmouth	W 83-65	33	63	.524	5	16	.313	12	21	.571	16	32	48	17	83	18	19	9	12	200
1	3	2006	Savannah State	W 116-52	45	78	.577	12	25	.480	14	24	.583	19	28	47	15	116	27	13	10	19	200
1	7	2006	* at Texas	L 64-89	22	71	.31	6	25	.240	14	22	.636	20	20	40	26	64	7	12	4	4	200
1	11	2006	* Kansas	L 63-75	21	57	.368	9	22	.409	12	23	.522	9	19	28	20	63	13	12	11	8	200
1	14	2006	* at Missouri	W 74-71	26	61	.426	13	29	.448	9	13	.692	18	13	31	22	74	18	12	5	5	200
1	18	2006	* Baylor	W 81-48	30	67	.448	11	25	.440	10	18	.556	22	34	56	14	81	17	12	10	5	200
1	21	2006	* at Oklahoma State	W 80-78 (ot)	31	70	.443	12	29	.414	6	10	.600	19	19	38	19	80	15	12	5	9	225
1	25	2006	* Nebraska	W 81-59	28	60	.467	10	27	.370	15	28	.536	14	30	44	18	81	18	15	8	10	200
1	28	2006	* Kansas State	W 79-75	26	61	.426	8	23	.348	19	27	.704	16	22	38	18	79	21	9	7	4	200
2	5	2006	* at Iowa State	L 79-96	29	68	.426	10	28	.357	11	22	.500	16	23	39	26	79	14	18	6	7	200
2	8	2006	* at Texas A&M	L 58-61	19	45	.422	12	22	.545	8	14	.571	8	24	32	23	58	14	24	1	7	200
2	11	2006	* Texas Tech	W 66-64	19	58	.328	7	23	.304	21	26	.808	15	36	51	20	66	13	19	11	5	200
2	15	2006	* Oklahoma	W 84-75	29	63	.460	7	20	.350	19	22	.864	17	24	41	17	84	21	8	3	6	200
2	18	2006	* at Kansas State	L 60-72	22	64	.344	5	24	.208	11	11	1.000	15	20	35	18	60	10	18	4	10	200
2	22	2006	* at Nebraska	L 77-93	26	73	.356	11	34	.324	14	21	.667	14	16	30	27	77	18	6	3	9	200
2	25	2006	* Missouri	W 78-60	32	72	.444	3	22	.136	11	17	.647	19	27	46	16	78	16	9	5	7	200
3	1	2006	* at Kansas	L 54-75	20	64	.313	7	25	.280	7	15	.467	22	23	45	15	54	14	17	4	4	200
3	4	2006	* Iowa State	W 84-82	27	68	.397	5	20	.250	25	31	.806	17	32	49	24	84	19	16	8	8	200
3	9	2006	** vs. Baylor	W 65-61	21	55	.382	5	20	.250	18	24	.750	13	29	42	16	65	14	14	6	5	200
3	10	2006	** vs. Texas A&M	L 53-86	18	60	.300	4	25	.160	13	21	.619	16	19	35	22	53	10	12	3	5	200
3	15	2006	& Old Dominion	L 61-79	22	54	.407	4	19	.211	13	30	.433	17	18	35	27	61	12	13	7	7	200

\*Big 12 Conference; \*\*Big 12 Tournament - Dallas, Texas; &NIT; ^Colorado Classic - Denver (Pepsi Center)

Player	GP	GS	FG	FGA	Pct	3FG	3FGA	Pct	FT	FTA	Pct	OR	DR	TR	RPG	PF	FO	TP	PPG	Ast	APG	TO A/TO	Blk	Stl	Min	
Roby, Richard	30	29	172	408	.422	63	177	.356	103	140	.736	46	118	164	5.5	52	1	510	17.0	74	2.5	64	1.2	27	62	905
Copeland, Chris	30	28	124	282	.440	50	140	.357	64	93	.688	50	102	152	5.1	72	1	362	12.1	47	1.6	46	1.0	32	23	730
Hall, Marcus	30	23	102	249	.410	36	105	.343	22	32	.688	15	62	77	2.6	43	0	262	8.7	124	4.1	57	2.2	5	38	797
Freeman, Martone	29	4	81	159	.509	13	42	.310	55	80	.688	57	37	94	3.2	67	1	230	7.9	35	1.2	33	1.1	14	31	505
Osborn, Andy	30	16	77	197	.391	53	152	.349	18	24	.750	33	74	107	3.6	58	1	225	7.5	27	0.9	22	1.2	26	12	578
Obazuaye, Jayson	30	24	89	177	.503	3	14	.214	28	65	.431	47	64	111	3.7	52	2	209	7.0	44	1.5	42	1.1	5	17	550
Coleman, Dominique	27	2	48	114	.421	7	31	.226	16	33	.485	24	62	66	2.4	38	0	119	4.4	53	2.0	41	1.3	6	32	402
Eddy, Glean	29	1	34	74	.459	9	24	.375	34	45	.756	33	54	87	3.0	26	0	111	3.8	19	0.7	28	0.7	3	6	298
Ashby, Julius	22	12	41	95	.432	0	0	.000	24	35	.686	36	57	93	4.2	56	2	106	4.8	16	0.7	29	0.6	25	5	394
King-Stockton, Marcus	30	3	24	57	.421	0	0	.000	5	16	.313	41	56	97	3.2	49	0	53	1.8	16	0.5	17	0.9	17	8	336
Senger, Scott	19	1	14	27	.519	0	0	.000	11	16	.688	20	13	33	1.7	9	0	39	2.1	7	0.4	9	0.8	5	6	107
Williams, Calvin	15	0	9	31	.290	0	1	.000	8	19	.421	20	25	45	3.0	23	0	26	1.7	3	0.2	7	0.4	4	0	112
Carder, Kyle	4	0	7	11	.636	5	9	.556	0	0	.000	0	1	1	0.3	1	0	19	4.8	2	0.5	2	1.0	0	0	28
Arrington, Lamont	19	1	6	18	.333	0	0	.000	5	11	.455	7	12	19	1.0	17	0	17	0.9	1	0.1	7	0.1	4	2	79
McGee, Antoine	27	5	3	15	.200	0	4	.000	2	4	.500	3	4	7	0.3	23	0	8	0.3	28	1.0	10	2.8	1	9	182
Boidock, Billy	8	1	2	5	.400	1	2	.500	0	0	.000	0	1	1	0.1	1	0	5	0.6	1	0.1	2	0.5	0	2	15
Perkowski, Chase	3	0	1	1	1.000	0	0	.000	2	2	1.000	1	0	1	0.3	0	0	4	1.3	0	0.0	1	0.0	0	1	7
TEAM												43	29	72		1						3				
<b>Totals</b>	<b>30</b>	<b>30</b>	<b>834</b>	<b>1920</b>	<b>.434</b>	<b>240</b>	<b>701</b>	<b>.342</b>	<b>397</b>	<b>615</b>	<b>.646</b>	<b>476</b>	<b>751</b>	<b>1227</b>	<b>40.9</b>	<b>588</b>	<b>8</b>	<b>2305</b>	<b>76.8</b>	<b>497</b>	<b>16.6</b>	<b>420</b>	<b>1.2</b>	<b>174</b>	<b>254</b>	<b>6025</b>

### 20-10 (9-7 Big 12) Head Coach: Ricardo Patton

Assistants: Paul Graham, Mike Frink, John Anderson

#	Name	Class	Pos.	Ht.	Wt.	Hometown (High School)
30	Arrington, Lamont	Sr.	F/C	6-11	220	Detroit, Mich. (Schoolcraft College [Mich.])
33	Ashby Julius	Sr.	F/C	6-9	235	Trinidad and Tobago (Marshalltown CC [Iowa])
2	Boidock, Billy	Sr.	G	6-0	155	Dallas, Texas (Bishop Lynch)
3	Carder Kyle	Fr.	G	6-4	180	Joplin, Mo. (Joplin)
11	Coleman, Dominique	Jr.	G	6-3	185	Oakland, Calif. (KeyWest HS/Hillsborough JC [Fla.])
15	Copeland, Chris	Sr.	F	6-8	235	Richmond, Va. (Hermitage)
1	Eddy Glean	Sr.	F	6-6	215	Nashville, Tenn. (National Christian Acad. [Md.])
12	Freeman Martane	Sr.	F	6-7	200	Kansas City, Mo. (Penn Valley JC [Kansas City])
21	Hall, Marcus	Jr.	PG	6-1	180	Houston, Texas (Jersey Village)
32	King-Stockton Marcus	So.	F	6-9	230	Denver, Colo. (Colorado Academy)
42	McGee, Antoine	Sr.	PG	5-10	185	Moreno Valley, Calif. (Mercersburg Acad. [Pa.])
5	Obazuaye, Jayson	Sr.	G	6-2	205	San Jose, Calif. (Andrew Hill)
4	Osborn, Andy	Sr.	F	6-9	230	Longmont, Colo. (Longmont/Loyola Marymount)
35	Perkowski Chase	Fr.	G	6-2	185	San Juan Capistrano, Calif. (Santa Margarita)
23	Roby, Richard	So.	G	6-6	195	San Bernardino, Calif. (Lawrence Acad. [Groton, Mass.])
10	Senger, Scott	Sr.	F	6-7	225	Louisville, Colo. (Monarch)
25	Williams, Calvin	Fr.	F	6-7	210	Memphis, Tenn. (Hillcrest)

Home: 14-2 Road: 4-7 Neutral: 2-1



Chris Copeland

### SEASON NOTES

- Richard Roby was named to the All-Big 12 first team. He's only the fourth CU player to be named in this category. Roby was also named NABC District 12 first team, Big 12 Player of the Week (Jan. 10-16), Co-Big 12 Player of the Week (Jan. 16-22) and *The Sporting News* Player of the Week (Jan. 16-22).
- The 2005-06 season was the first time three players made over 50 3-pointers in a season (Roby 63, Osborn 53, Copeland 50).
- The Buffs broke school records in 3-pointers made (240, old: 223) and 3-pointers attempted (701, old: 633). CU's 10-1 start to the season matches the 1978-79 season for best starts after 11 games.
- CU won at Oklahoma State for the first time since Jan. 12, 1980 (20 games). The Buffaloes notched a road win at Missouri for the first time since 1996-97, which also marked the Buffs second win in Columbia since Jan. 15, 1973 (a span of 32 games).
- The Buffs started Big 12 play with a 5-2 record, a first since 1996-97. The 5-2 start is the 14th time CU started 5-2 or better in league play in 59 years.
- CU earned a NIT berth, their eighth appearance in school history.
- CU won 14 home games, tying the number of home wins from 2002-03.
- CU was nationally ranked for the first time since the 1996-97 season (*USA Today*). They were ranked No. 25th in the *USA Today/Coaches' Poll* for two straight weeks (Jan. 30-Feb. 5; Feb. 6-12).
- Head Coach Ricardo Patton recorded his 175 career victory when CU defeated Missouri, 78-60 (Feb. 25).

M	D	Year	Opponent	Score	W/L	FG	FGA	Pct.	3FG	3FGA	3Pct.	FT	FTA	Pct	OR	DR	TR	PF	Pts	Ast	TO	Blk	Stl	Min.
11	10	2006	Denver	78-64	W	31	70	.443	5	21	.238	11	21	.524	23	23	46	18	78	16	18	2	13	200
11	14	2006	at New Mexico	65-106	L	25	70	.357	6	31	.194	9	14	.643	12	23	35	24	65	15	19	7	7	200
11	18	2006	Air Force	46-84	L	18	53	.34	2	17	.118	8	19	.421	11	21	32	22	46	11	16	2	6	200
11	21	2006	at Utah	60-59	W	23	56	.411	8	18	.444	6	9	.667	7	22	29	22	60	14	11	2	9	200
11	26	2006	Wyoming	73-76	L	27	62	.435	4	19	.211	15	25	.600	15	25	40	20	73	17	14	6	9	200
11	29	2006	at UNC Wilmington	55-67	L	19	51	.373	4	19	.211	13	21	.619	12	20	32	20	55	9	20	2	7	200
12	2	2006	Northern Colorado	88-86	W	26	67	.388	5	17	.294	31	43	.721	26	19	45	23	88	13	13	12	7	200
12	4	2006	Pepperdine	72-78	L	27	70	.386	7	23	.304	11	13	.846	17	31	48	19	72	16	21	10	9	200
12	9	2006	Colorado State	69-72	L	21	60	.35	9	21	.429	18	23	.783	16	21	37	22	69	13	24	9	12	200
1	3	2007	Central Florida	86-87	W	27	51	.529	6	15	.400	36	45	.800	12	24	36	22	96	18	17	2	8	200
1	6	2007	* Texas	78-102	L	30	65	.462	10	26	.385	8	14	.571	9	18	27	17	78	21	16	6	7	200
1	10	2007	* at Oklahoma	54-78	L	20	49	.408	4	18	.222	10	18	.556	10	23	33	23	54	10	25	2	3	200
1	13	2007	* Texas A&M	69-87	L	23	61	.377	2	12	.167	21	31	.677	15	23	38	23	69	12	14	5	5	200
1	17	2007	* Iowa State	74-65	W	26	61	.426	8	19	.421	14	26	.538	14	27	41	18	74	13	17	7	11	200
1	20	2007	* at Nebraska	50-71	L	19	49	.388	6	22	.273	6	11	.545	10	24	34	19	50	7	18	1	4	200
1	24	2007	* Missouri	65-79	L	25	66	.379	1	15	.067	14	19	.737	17	25	42	20	65	12	15	6	5	200
1	27	2007	* at Kansas	74-97	L	24	54	.444	8	19	.421	18	28	.643	14	22	36	18	74	13	30	4	10	200
1	30	2007	* at Baylor	83-97	L	30	63	.476	10	19	.526	13	23	.565	14	18	32	21	83	11	13	3	7	200
2	3	2007	* Oklahoma State	89-77	W	26	54	.481	10	21	.476	27	38	.711	9	36	45	25	89	15	16	3	5	200
2	10	2007	* at Kansas State	59-78	L	20	50	.400	5	18	.278	14	23	.609	12	25	37	23	59	9	23	7	5	200
2	14	2007	* Kansas	46-75	L	15	55	.273	3	16	.188	13	23	.565	17	22	39	19	46	10	18	2	8	200
2	17	2007	* at Texas Tech	74-95	L	31	52	.596	7	15	.467	5	10	.500	4	22	26	21	74	16	20	1	4	200
2	21	2007	* at Iowa State	53-55	L	22	58	.379	4	12	.333	5	8	.625	13	29	42	16	53	8	13	5	7	200
2	24	2007	* Kansas State	71-87	L	24	53	.453	7	17	.412	16	23	.696	11	23	34	25	71	17	17	5	5	200
2	28	2007	* at Missouri	82-91	L	30	66	.455	8	23	.348	14	21	.667	14	24	38	19	82	16	15	2	5	200
3	3	2007	* Nebraska	73-69	W	24	53	.453	4	16	.250	21	27	.778	10	29	39	23	73	16	12	3	3	200
3	8	2007	** vs. Texas Tech	71-81	L	29	57	.509	1	11	.091	12	22	.545	11	24	35	30	71	11	17	1	4	200

\*Big 12 Conference; \*\*Big 12 Tournament - Oklahoma City, Okla.

Player	GP	GS	FG	FGA	Pct	3FG	3FGA	Pct	FT	FTA	Pct	OR	DR	TR	RPG	PF	FO	TP	PPG	Ast	APG	TO A/TO	Blk	Stl	Min	
Roby, Richard	27	25	158	412	.383	37	138	.268	113	154	.734	49	89	138	5.1	55	2	466	17.3	59	2.2	91	0.7	12	33	867
Coleman, Dominique	27	20	121	231	.524	16	51	.314	57	88	.648	46	139	185	6.9	67	0	315	11.7	92	1.7	82	1.1	10	43	782
Silas, Xavier	25	17	101	252	.401	44	115	.383	55	80	.688	34	59	93	3.7	68	2	301	12.0	42	3.4	65	0.7	9	19	736
Jackson-Wilson, Jermyl	27	16	81	152	.533	0	0	.000	54	86	.628	71	96	167	6.2	82	1	216	8.0	39	1.4	56	0.7	27	24	626
Williams, Jeremy	27	18	80	164	.488	7	26	.269	40	66	.606	49	74	123	4.6	78	1	207	7.7	21	0.8	41	0.5	22	20	578
Bay, Kal	27	12	52	155	.335	43	121	.355	22	28	.786	7	28	35	1.3	46	1	169	6.3	52	1.9	54	0.9	1	13	581
King-Stockton, Marcus	27	24	36	92	.391	0	0	.000	25	55	.455	51	62	113	4.2	88	6	97	3.6	9	0.3	29	0.3	32	9	505
Thorne II, Dwight	27	2	20	77	.260	7	46	.152	11	16	.688	2	31	33	1.2	36	0	58	2.1	33	1.2	28	1.2	1	11	368
Kowal, Sean	27	0	7	19	.368	0	0	.000	6	12	.500	10	28	38	1.4	36	0	20	0.7	5	0.2	8	0.6	2	7	229
Inge, James	15	0	5	10	.500	0	1	.000	1	5	.200	5	5	10	0.7	1	0	11	0.7	1	0.1	4	0.3	1	3	46
Perkowski, Chase	8	1	1	4	.250	0	2	.000	2	4	.500	1	1	2	0.3	7	0	4	0.5	3	0.4	5	0.6	0	1	41
Van Burck, Marc	9	0	0	7	.000	0	0	.000	3	4	.750	4	5	9	1.0	8	0	3	0.3	3	0.3	2	1.5	0	2	34
Beckley, Trent	5	0	0	1	.000	0	0	.000	0	0	.000	0	0	0	0.0	0	0	0	0.0	0	0.0	2	0.0	0	0	8
TEAM												26	26	52								5				
Totals	27		662	1576	.42	154	500	.308	389	598	.651	355	643	998	37.0	572	13	1867	69.1	359	13.3	472	0.8	117	185	5401

### 7-20 (3-13 Big 12) Head Coach: Ricardo Patton

Assistants: Paul Graham, John Anderson, Sundance Wicks

#	Name	Class	Pos.	Ht.	Wt.	Hometown (High School)
55	Bay, Kal	Fr.	G	6-1	170	Tempe, Ariz. (Marcos de Niza)
44	Beckley, Trent	Fr.	F	6-10	220	Vail, Colo. (Battle Mountain)
11	Coleman, Dominique	Sr.	G	6-3	180	Oakland, Calif. (Key West/Hillsborough JC [Fla.]
2	Inge, James	Fr.	G	6-3	170	Camden, N.J. (Woodrow)
31	Jackson-Wilson, Jermyl	So.	F	6-6	220	Milwaukee, Wis. (Fork Union Military Academy [Va.]/Rufus King/Ohio State)
32	King-Stockton, Marcus	Jr.	F	6-9	230	Denver, Colo. (Colorado Academy)
41	Kowal, Sean	Fr.	C	6-10	235	St. Louis, Mo. (De Smet Jesuit)
35	Perkowski Chase	So.	G	6-2	185	San Juan Capistrano, Calif. (Santa Margarita Catholic)
23	Roby, Richard	Jr.	G	6-6	205	San Bernardino, Calif. (Lawrence Academy [Groton, Mass])
13	Silas, Xavier	Fr.	G	6-5	195	(Austin, Texas/Stephen F. Austin/Brewster Academy [Wolfeboro, N.H.]
12	Thorne II, Dwight	Fr.	G	6-3	180	Arlington, Texas (Martin)
22	Van Burck, Marc	Fr.	C	6-11	280	Star City, Saskatchewan, Canada (Luther)
5	Williams, Jeremy	Fr.	F	6-7	215	Memphis, Tenn. (Hamilton)

Home: 6-9 Road: 1-10 Neutral: 0-1



Dominique Coleman

### SEASON NOTES

- With eight freshmen on the roster, the 2006-07 team was the youngest in CU's 105-year history.
- CU upset No. 12/14 Oklahoma State in Boulder, marking the fifth straight season CU defeated a nationally ranked opponent at home.
- Richard Roby was named All-Big 12 honorable mention.
- Xavier Silas became the 10th CU freshman to score double digit scoring in his initial season.
- Jermyl Jackson-Wilson was named to the *Kansas City Star* All-Newcomer team.
- Dominique Coleman set a school record for most rebounds (185) in a season by a guard.
- The Buffaloes suffered their most losses in a season (20) since 1988-89 (21). CU's 13 conference losses marked the most by a CU squad since 1985-86 (14). The Buffs went 0-8 in conference play for the first time since 1993-94.

# COLORADO BUFFALOES

## 2007-08

SEASON-BY-SEASON

M	D	Year	Opponent	Score	FG	FGA	Pct.	3FG	3FGA	3Pct.	FT	FTA	Pct	OR	DR	TR	PF	Pts	Ast	TO	Blk	Stl	Min.
11	9	2007	New Mexico	L 47-54	15	44	.341	4	19	.211	13	20	.650	6	23	29	19	47	10	15	6	5	200
11	15	2007	^ vs. Florida A&M	W 83-59	29	53	.547	8	21	.381	17	23	.739	6	20	26	16	83	19	12	4	7	200
11	16	2007	^ vs. Savannah State	W 58-43	19	35	.543	7	16	.438	13	20	.650	6	26	32	15	58	13	22	4	8	200
11	17	2007	^ at Wisconsin	L 52-78	20	41	.488	6	14	.429	6	7	.857	5	15	20	11	52	11	19	3	4	200
11	20	2007	Colorado Christian	W 78-58	31	55	.564	7	16	.438	9	12	.750	5	26	31	17	78	17	13	4	7	200
11	27	2007	at Denver	W 54-44	18	45	.4	3	13	.231	15	19	.789	13	22	35	8	54	11	16	2	11	200
11	29	2007	at Air Force	W 60-50	20	42	.476	7	22	.318	13	17	.765	4	21	25	18	60	12	11	4	7	200
12	2	2007	Stanford	L 43-67	15	43	.349	6	15	.400	7	12	.583	3	18	21	16	43	9	11	3	1	200
12	8	2007	at Wyoming	L 64-73	23	66	.348	8	33	.242	10	14	.714	12	21	33	25	64	14	11	4	8	200
12	12	2007	New Orleans	L 65-67	22	56	.393	5	13	.385	16	20	.800	11	27	38	13	65	12	14	7	4	200
12	22	2007	at Colorado State	W 73-70	28	51	.549	8	17	.471	9	15	.600	14	15	29	12	73	21	13	6	8	200
12	29	2007	Grambling State	W 93-47	37	71	.521	6	17	.353	13	19	.684	15	29	44	19	93	20	13	8	11	200
1	4	2008	SMU	W 63-52	23	50	.46	8	23	.348	9	14	.643	8	25	33	14	63	16	11	4	7	200
1	7	2008	Tulsa	L 68-81	23	59	.39	7	17	.412	15	21	.714	16	12	28	18	68	17	12	2	12	200
1	12	2008	* at Texas A&M	L 69-86	29	47	.617	4	12	.333	7	10	.700	4	12	16	16	69	18	10	4	4	200
1	15	2008	* Nebraska	W 55-51	18	46	.391	6	19	.316	13	22	.591	11	26	37	14	55	11	10	5	6	200
1	19	2008	* at Texas	L 67-69	24	54	.444	7	20	.350	12	16	.750	10	24	34	19	67	11	13	5	1	200
1	23	2008	* Kansas State	L 56-72	17	45	.378	5	14	.357	17	31	.548	11	19	30	22	56	12	17	6	4	200
1	26	2008	* Missouri	L 62-66	20	44	.455	4	13	.308	18	24	.750	11	22	33	17	62	13	16	3	9	200
1	29	2008	* at Iowa State	L 41-57	15	44	.341	3	14	.214	8	15	.533	8	22	30	22	41	5	15	5	7	200
2	2	2008	* Kansas	L 59-72	22	50	.44	9	23	.391	6	10	.600	8	13	21	20	59	14	13	3	5	200
2	6	2008	* at Oklahoma State	L 63-64	19	44	.432	8	19	.421	7	25	.280	5	21	26	27	63	10	12	4	4	200
2	9	2008	* Oklahoma	W 72-58	20	33	.606	7	11	.636	25	29	.862	3	23	26	17	72	14	13	3	6	200
2	16	2008	* at Kansas	L 45-69	17	48	.354	5	16	.313	6	8	.750	5	19	24	16	45	9	15	1	5	200
2	20	2008	* Texas Tech	L 69-87	26	57	.456	5	16	.313	12	17	.607	6	21	27	18	69	11	13	3	8	200
2	23	2008	* at Missouri	L 53-60	24	47	.511	5	14	.357	0	0	.000	5	25	30	12	53	12	14	6	2	200
2	27	2008	* Baylor	L 57-68	21	50	.42	5	17	.294	10	15	.667	6	18	24	18	57	11	7	5	6	200
3	1	2008	* Iowa State	W 67-55	26	47	.553	4	7	.571	11	20	.550	5	27	32	13	67	12	11	7	5	200
3	4	2008	* at Kansas State	L 72-78	28	61	.459	5	17	.294	11	17	.647	10	20	30	24	72	18	12	2	13	200
3	9	2008	* at Nebraska	L 49-68	15	44	.341	6	20	.300	13	16	.813	7	20	27	17	49	10	15	1	9	200
3	13	2008	** vs. Baylor	W 91-84 (Zot)	4	63	.54	6	21	.286	17	28	.607	11	33	44	25	91	22	17	8	3	250
3	14	2008	** vs. Oklahoma	L 49-54	18	52	.346	6	25	.240	7	12	.583	6	31	37	21	49	10	12	6	4	200

\*Big 12 Conference; \*\*Big 12 Tournament - Kansas City, Mo.; ^-America's Youth Classic - Madison, Wis.

Player	GP	GS	FG	FGA	Pct	3FG	3FGA	Pct	FT	FTA	Pct	OR	DR	TR	RPG	PF	FO	TP	PPG	Ast	APG	TO A/TO	Blk	Stl	Min	
Roby, Richard	32	32	189	396	.477	47	123	.382	120	157	.764	58	156	214	6.7	104	3	545	17.0	66	2.1	107	0.6	30	33	1110
Hall, Marcus	32	32	171	359	.476	53	139	.381	52	77	.675	29	95	124	3.9	61	2	447	14.0	128	4.0	71	1.8	7	58	1202
Silas, Xavier	23	19	71	183	.388	20	63	.317	61	90	.678	22	54	76	3.3	54	2	223	9.7	38	1.7	46	0.8	5	19	678
Higgins, Cory	32	32	95	207	.459	25	75	.333	51	75	.680	23	113	136	4.3	68	0	266	8.3	73	2.3	66	1.1	11	36	1074
Jackson-Wilson, Jermyl	32	21	63	137	.460	0	2	.000	24	45	.533	52	90	142	4.4	93	3	150	4.7	33	1.0	45	0.7	26	21	611
Knutson, Levi	32	1	49	118	.415	27	81	.333	22	28	.786	3	40	43	1.3	31	0	147	4.6	38	1.2	24	1.6	1	5	584
Thorne II, Dwight	29	5	33	82	.402	13	47	.277	18	22	.818	8	26	34	1.2	28	1	97	3.3	26	0.9	21	1.3	2	11	343
King-Stockton, Marcus	30	17	29	57	.509	0	2	.000	16	42	.381	31	68	99	3.3	86	4	74	2.5	20	0.7	27	0.8	49	13	530
Patterson, Caleb	14	1	7	30	.233	1	12	.083	5	6	.833	3	16	19	1.4	14	0	20	1.4	3	0.2	9	0.3	6	2	114
Coney, Javon	14	0	5	12	.417	3	9	.333	4	4	1.000	3	3	6	0.4	4	0	17	1.2	0	0.0	0	0.0	0	2	50
Zehnder, Andrew	7	0	2	3	.667	1	1	1.000	0	0	.000	2	0	2	0.3	3	0	5	0.7	0	0.0	0	0.0	0	0	19
Beckley, Trent	10	0	2	3	.667	0	0	.000	2	2	1.000	1	7	8	0.8	13	0	6	0.6	0	0.0	2	0.0	1	1	44
TEAM												21	28	49								10				
<b>Totals</b>	<b>32</b>		<b>716</b>	<b>1587</b>	<b>.451</b>	<b>190</b>	<b>554</b>	<b>.343</b>	<b>375</b>	<b>548</b>	<b>.684</b>	<b>277</b>	<b>724</b>	<b>1001</b>	<b>31.3</b>	<b>559</b>	<b>15</b>	<b>1997</b>	<b>62.4</b>	<b>425</b>	<b>13.3</b>	<b>428</b>	<b>0.1</b>	<b>138</b>	<b>201</b>	<b>6450</b>

**12-20 (3-13 Big 12) Head Coach: Jeff Bzdelik**  
**Assistants: Steve McClain, Derrick Clark, Charles Baker**

#	Name	Class	Pos.	Ht.	Wt.	Hometown (High School)
44	Beckley, Trent	So.	F	6-10	230	Vail, Colo. (Battle Mountain)
14	Coney, Javon	Fr.	G	6-4	205	Chicago, Ill. (Latin)
*34	Crawford, Casey	So.-RS	F	6-9	230	Overland Park, Kan. (Blue Valley North/Wake Forest)
1	Hall, Marcus	Sr.	G	6-2	185	Houston, Texas (Jersey Village)
11	Higgins, Cory	Fr.	G	6-5	175	Danville, Calif. (Monte Vista/The Pendleton School [Bradenton, Fla.]
31	Jackson-Wilson, Jermyl	Jr.-RS	F	6-6	220	Milwaukee, Wis. (Fork Union Military Academy [Va.]/Rufus King/Ohio State)
32	King-Stockton, Marcus	Sr.	F	6-9	245	Denver, Colo. (Colorado Academy)
24	Knutson, Levi	Fr.	G	6-4	190	Littleton, Colo. (Arapahoe)
21	Patterson, Caleb	Fr.	C	6-11	225	Ringwood, Okla. (Ringwood)
23	Roby, Richard	Sr.	G	6-6	200	San Bernardino, Calif. (Lawrence Academy [Groton, Mass])
12	Thorne II, Dwight	So.	G	6-3	180	Arlington, Texas (Martin)
^	Williams, Jeremy	So.	F	6-7	220	Memphis, Tenn. (Hamilton)
* 3	Wright, Kyle	So.-RS	G	6-5	195	Hartford, Conn. (Brewster Academy [Wolfeboro, N.H.]/Stony Brook)
25	Zehnder, Andrew	Fr.	G	6-3	180	Arvada, Colo. (Standley Lake)

^ - academically ineligible for the Fall 2007 semester; redshirted 2007-08 season

\* - Transfer, sat out 2007-08 season

Home: 6-9 Road: 3-10 Neutral: 3-1

### SEASON NOTES

- Richard Roby became the school's all-time leading scorer (2,001 points). Roby is the third player in school history to lead the team in scoring four consecutive seasons.
- CU shot a season-best 62 percent from the field at Texas A&M (a school second-best .773 from the field in the second half).
- CU's win over Baylor at the Big 12 Championships marked the first time a No. 12 seed defeated a No. 5 seed.
- CU held its opponents to 64.4 points per game compared to an 80.1 average in 2007-07. The 64.4 points per game that the Buffs yielded marked the lowest opponent scoring average in 46 years.
- Nine of CU's losses were by an average of 4.8 points.
- The Buffaloes committed 13.4 turnovers per game-their lowest in 28 years- and the Buffs' 12.9 turnovers per game in conference play was the lowest average by any CU team in the 12-year history of the Big 12.
- CU shot 68.4 percent from the charity stripe, a team best since 2000-01 (.715).
- In conference play, including the Big 12 Tournament, the Buffaloes last games by: one point, two points, four points, five points, six points, and seven points.
- CU shot over 50 percent from the field in 11 conference games.



**Jeff Bzdelik**  
2007-2010

M	D	Year	Opponent	Score	FG	FGA	Pct.	3FG	3FGA	3Pct.	FT	FTA	Pct	OR	DR	TR	PF	Pts	Asst	TO	Blk	Stl	Min.
11	14	2008	Arkansas-Pine Bluff	W 76-56	27	52	.519	10	23	.435	12	20	.600	5	26	31	15	76	18	10	2	4	200
11	18	2008	Montana State	L 82-85 (ot)	26	54	.481	5	18	.278	25	34	.735	8	22	30	22	82	16	11	1	9	225
11	22	2008	Harvard	W 70-57	21	40	.525	7	19	.368	21	27	.778	4	24	28	16	70	14	14	2	4	200
11	25	2008	Lafayette	W 73-59	22	43	.512	6	14	.429	23	30	.767	3	27	30	20	73	13	19	4	11	200
11	29	2008	at Stanford	L 62-76	25	50	.500	3	15	.200	9	16	.563	10	20	30	20	62	9	15	1	6	200
12	3	2008	TCU	L 46-62	17	42	.405	4	13	.308	8	11	.727	5	18	23	19	46	5	20	2	2	200
12	10	2008	Colorado State	W 75-56	28	48	.583	6	13	.462	13	24	.542	4	24	28	13	75	16	8	3	7	200
12	19	2008	Prairie View A&M	W 72-47	28	55	.509	8	20	.400	8	15	.533	5	32	37	16	72	21	18	4	5	200
12	23	2008	Louisiana-Monroe	W 65-62	23	56	.411	5	18	.278	14	21	.667	6	16	22	15	65	17	10	3	6	200
12	28	2008	^ vs. Coppin State	W 80-63	26	47	.553	7	14	.500	21	24	.875	10	23	33	17	80	13	18	1	3	200
12	29	2008	^ vs. Buffalo	L 60-62	23	45	.511	3	14	.214	11	12	.917	4	17	21	13	60	9	14	2	4	200
12	30	2008	^ vs. Vermont	L 59-84	20	49	.408	5	16	.313	14	18	.778	6	21	27	24	59	9	10	2	3	200
1	5	2009	at SMU	L 67-70	24	53	.453	9	24	.375	10	11	.909	7	20	27	23	67	16	12	0	6	200
1	7	2009	Western State	W 65-52	23	50	.460	3	13	.231	16	19	.842	6	31	37	14	65	8	8	0	2	200
1	14	2009	* at Missouri	L 62-107	20	54	.370	5	14	.357	17	24	.708	15	20	35	23	62	9	26	0	8	200
1	17	2009	* Kansas	L 56-73	16	43	.372	5	16	.313	19	23	.826	8	13	21	20	56	8	18	2	7	200
1	20	2009	* at Texas Tech	L 55-63	20	49	.408	5	15	.333	10	15	.667	8	22	30	20	55	13	20	2	14	200
1	24	2009	* Kansas State	L 75-77 (ot)	23	42	.548	7	14	.500	22	30	.733	4	23	27	22	75	12	17	2	10	225
1	27	2009	* Iowa State	W 55-49	19	49	.388	6	19	.316	11	16	.688	7	21	28	13	55	6	8	0	9	200
1	31	2009	* at Kansas	L 61-66	24	51	.471	5	17	.294	8	11	.727	7	17	24	17	61	10	7	0	9	200
2	4	2009	* Nebraska	L 53-55	20	44	.455	7	18	.389	6	7	.857	2	20	22	20	53	11	13	4	5	200
2	7	2009	* at Oklahoma	L 72-77	28	55	.509	7	18	.389	9	10	.900	4	16	20	22	72	14	9	1	6	200
2	11	2009	* at Iowa State	L 42-70	13	42	.310	2	13	.154	14	20	.700	6	21	27	13	42	3	13	3	6	200
2	14	2009	* Texas	L 76-85 (ot)	23	47	.489	5	14	.357	25	29	.862	9	18	27	22	76	12	16	0	4	200
2	18	2009	* at Nebraska	L 41-46	13	42	.310	6	17	.353	9	11	.818	9	26	35	15	41	3	16	2	2	225
2	21	2009	* Missouri	L 53-66	18	43	.419	5	13	.385	12	19	.632	4	17	21	15	53	12	17	2	5	200
2	25	2009	* Oklahoma State	L 55-76	21	50	.420	7	14	.500	6	14	.429	4	19	23	16	55	10	8	1	5	200
2	28	2009	* at Baylor	L 57-75	18	42	.429	7	19	.368	14	20	.700	5	17	22	22	57	13	15	1	4	200
3	4	2009	* Texas A&M	L 66-72	26	55	.473	6	17	.353	8	15	.533	5	22	27	22	66	17	10	1	10	200
3	7	2009	* at Kansas State	L 64-76	23	46	.500	2	8	.250	16	22	.727	9	23	32	26	64	13	24	2	4	200
3	11	2009	** vs. Texas	L 56-67	17	48	.354	4	17	.235	18	19	.947	12	18	30	19	56	6	12	0	5	200

\*-Big 12 Conference; \*\*-Big 12 Tournament - Oklahoma City, Okla.; ^-Rainbow Classic (Honolulu, Hawaii)

Player	GP	GS	FG	FGA	Pct	3FG	3FGA	Pct	FT	FTA	Pct	OR	DR	TR	RPG	PF	FO	TP	PPG	Asst	APG	TO A/TO	Blk	Stl	Min	
Cory Higgins	31	31	165	347	.476	32	89	.360	176	212	.830	18	149	167	5.4	77	2	538	17.4	80	2.6	87	0.9	11	59	1146
Dwight Thorne II	31	31	128	266	.481	45	110	.409	70	91	.769	13	91	104	3.4	79	0	371	12.0	52	1.7	62	0.8	1	3	1035
Austin Dufault	31	31	93	219	.425	13	53	.245	55	82	.671	26	89	115	3.7	75	2	254	8.2	31	1.0	52	0.6	3	11	953
Nate Tomlinson	28	28	71	154	.461	35	82	.427	29	40	.725	14	59	73	2.6	61	2	206	7.4	83	3.0	77	1.1	0	17	941
Jermyl Jackson-Wilson	31	28	67	126	.532	0	1	.000	34	54	.630	33	84	117	3.8	95	5	168	5.4	39	1.3	53	0.7	20	23	637
Casey Crawford	25	4	50	121	.413	21	64	.328	17	23	.739	16	27	43	1.7	50	1	138	5.5	15	0.6	12	1.3	3	12	355
Levi Knutson	30	1	44	112	.393	11	48	.229	16	19	.842	7	43	50	1.7	34	0	115	3.8	31	1.0	26	1.2	0	11	476
Trey Eckloff	26	0	21	51	.412	7	20	.350	7	17	.412	14	33	47	1.8	43	0	56	2.2	8	0.3	25	0.3	3	6	263
Ryan Kelley	17	0	14	29	.483	5	11	.455	12	20	.600	3	5	8	0.5	11	0	45	2.6	3	0.2	8	0.4	0	3	94
Toby Veal	18	0	12	26	.462	0	0	.000	9	18	.500	9	19	28	1.6	15	2	33	1.8	1	0.1	9	0.1	7	4	125
Javon Coney	23	1	7	30	.233	3	18	.167	1	5	.200	7	24	31	1.3	23	0	18	0.8	10	0.4	8	1.3	1	3	202
Andrew Zehnder	9	0	3	5	.600	0	1	.000	1	4	.250	0	2	2	0.2	10	0	7	0.8	3	0.3	2	1.5	1	1	46
Matt Favaro	1	0	0	0	.000	0	0	.000	2	2	1.000	0	0	0	0.0	1	0	2	2.0	0	0.0	0	0.0	0	0	2
TEAM												41	29	70								15				
<b>Totals</b>	<b>31</b>		<b>675</b>	<b>1486</b>	<b>.454</b>	<b>172</b>	<b>497</b>	<b>.346</b>	<b>429</b>	<b>587</b>	<b>.731</b>	<b>201</b>	<b>654</b>	<b>855</b>	<b>27.6</b>	<b>574</b>	<b>14</b>	<b>1951</b>	<b>62.9</b>	<b>356</b>	<b>11.5</b>	<b>436</b>	<b>0.8</b>	<b>50</b>	<b>185</b>	<b>6275</b>

### 9-22 (1-15 Big 12) Head Coach: Jeff Bzdelik

Associate Head Coach: Steve McClain

Assistants: Derrick Clark, Charles Baker

#	Name	Class	Pos.	Ht.	Wt.	Hometown (High School)
44	Beckley, Trent	Jr.	F	6-10	230	Vail, Colo. (Battle Mountain)
14	Coney, Javon	So.	G	6-4	205	Chicago, Ill. (Latin)
34	Crawford, Casey	So.	F	6-9	230	Overland Park, Kan. (Blue Valley North/Wake Forest)
33	Dufault, Austin	Fr.	F	6-8	210	Killdeer, N.D. (Killdeer)
55	Eckloff, Trey	Fr.	F	6-9	220	Englewood, Colo. (Cherry Creek)
11	Higgins, Cory	So.	G	6-5	175	Danville, Calif. (Monte Vista/The Pendleton School [Bradenton, Fla.]
31	Jackson-Wilson, Jermyl	Sr.	F	6-6	220	Milwaukee, Wis. (Fork Union Military Academy [Va.]/Rufus King/Ohio State)
10	Kelley, Ryan	Fr.	G	6-4	190	Pomona, Calif. (Diamond Ranch)
24	Knutson, Levi	So.	G	6-4	190	Littleton, Colo. (Arapahoe)
12	Thorne II, Dwight	Jr.	G	6-3	180	Arlington, Texas (Martin)
1	Tomlinson, Nate	Fr.	PG	6-2	180	Sydney, Australia (Lee Academy [Maine])
15	Veal, Toby	Fr.	F	6-7	210	Savannah, Ga. (Johnson)
25	Zehnder, Andrew	So.	G	6-5	180	Arvada, Colo. (Standley Lake)

Home: 8-9 Road: 0-10 Neutral: 1-3



Jermyl Jackson-Wilson

### SEASON NOTES

- The Buffaloes youth of freshmen and sophomores attributed 72.3 percent of the team scoring, the highest percentage of any Buffs team since the Big 12 Conference began in 1996-97.
- CU fell short by single-digits 11 times, an average of 4.6 points; and in conference play on eight occasions by a 5.3 point margin. Four of those single-digit setbacks came against NCAA Tournament opponents, Texas (in overtime), at Kansas, at Oklahoma and Texas A&M.
- In two seasons, there have been 20 single-digit losses (15 in Big 12 play).
- All-Big 12 Conference third team selection Cory Higgins turned in a successful sophomore campaign that saw him become one of only 13 players nationally to lead or finish second on his team in five major statistical categories (points, rebounds, assists, steals, blocked shots). He also ranked nationally in a trio of categories (steals, FT%, scoring).
- Higgins scored 538 points finishing 13th all-time in school history for most points in a single-season. It ranks third all-time among CU sophomores and seventh all-time among guards for a season.
- Dwight Thorne II made great strides putting together his best season-to-date recording a 12 ppg. He made 48 percent of his shots and led CU from the three-point arc with 45.
- Levi Knutson was an All-Big 12 Academic first team selection. During the spring 2009 semester, the men's basketball team achieved their highest grade point average on record a 2.926. The 2.926 GPA shatters the spring 2001 semester of 2.744.

# COLORADO BUFFALOES

## 2009-10

M	D	Year	Opponent	Score	FG	FGA	Pct.	3FG	3FGA	3Pct.	FT	FTA	Pct	OR	DR	TR	PF	Pts	Ast	TO	Blk	Stl	Min.
11	13	2009	Arkansas-Pine Bluff	W 88-72	24	43	.558	6	15	.400	34	40	.850	3	22	25	20	88	15	20	3	9	200
11	16	2009	Coppin State	W 82-58	26	52	.500	11	21	.524	19	21	.905	11	26	37	19	82	19	15	4	7	200
11	18	2009	Texas Southern	W 88-77	31	51	.608	6	11	.545	20	27	.741	8	17	25	20	88	15	9	0	7	200
11	23	2009	^ vs. Gonzaga	L 72-76	26	49	.531	7	15	.467	13	18	.722	4	20	24	27	72	15	15	4	8	200
11	24	2009	^ vs. Arizona	L 87-91 (ot)	28	66	.424	5	19	.263	26	32	.813	14	23	37	21	87	11	9	2	6	225
11	25	2009	^^ vs. Chaminate	W 73-58	25	54	.463	9	16	.563	14	17	.824	7	29	36	16	73	20	11	3	13	200
12	1	2009	San Francisco	W 78-54	31	56	.554	9	16	.563	7	11	.636	5	25	30	18	78	20	6	5	9	200
12	4	2009	at Oregon State	L 69-74	24	55	.436	4	17	.235	17	23	.739	15	17	32	22	69	9	12	1	4	200
12	7	2009	Colorado Christian	W 84-65	27	50	.540	5	13	.385	25	34	.735	8	26	34	19	84	13	10	0	9	200
12	10	2009	at Colorado State	L 62-77	19	51	.373	3	17	.176	21	28	.756	6	21	27	28	62	10	16	2	8	200
12	22	2009	Cal State Northridge	W 92-58	32	57	.561	10	25	.400	18	19	.947	7	24	31	20	92	27	20	4	15	200
12	29	2009	Yale	W 70-59	20	50	.400	3	15	.200	27	38	.711	7	20	27	18	70	13	16	2	18	200
1	2	2010	at Tulsa	L 59-84	20	54	.370	5	21	.238	14	15	.933	11	19	30	25	59	12	12	5	4	200
1	5	2010	Miami (Ohio)	W 67-65	21	41	.512	7	14	.500	18	26	.692	4	21	25	18	67	11	14	3	6	200
1	9	2010	* at Texas	L 86-103	30	56	.536	6	15	.400	20	26	.769	6	17	23	29	86	13	15	3	4	200
1	12	2010	* Baylor	W 78-71	26	52	.500	6	13	.462	20	31	.645	8	17	25	17	78	15	5	0	9	200
1	16	2010	* Kansas State	L 81-87	25	47	.532	4	12	.333	27	40	.675	8	19	27	36	81	16	17	5	7	200
1	20	2010	* at Oklahoma State	L 78-90	26	57	.456	8	21	.381	18	22	.818	6	17	23	20	78	8	14	1	7	200
1	23	2010	* at Texas A&M	L 63-67	24	56	.429	5	14	.357	10	11	.909	8	20	28	18	63	9	10	0	10	200
1	27	2010	* Nebraska	W 72-60	21	43	.488	9	24	.375	21	27	.775	5	21	26	19	72	12	11	1	10	200
1	30	2010	* at Iowa State	L 63-64	22	64	.344	9	26	.346	10	14	.714	7	19	26	24	63	15	4	0	12	200
2	3	2010	* Kansas	L 66-72 (ot)	24	61	.375	8	24	.296	10	17	.588	14	27	41	27	66	15	13	2	3	225
2	6	2010	* Missouri	L 66-84	20	56	.357	5	14	.357	21	27	.778	11	20	31	20	66	11	16	2	11	200
2	13	2010	* at Kansas State	L 51-68	19	49	.388	3	10	.300	10	14	.714	12	16	28	19	51	8	22	0	9	200
2	17	2010	* Oklahoma	W 77-67	28	56	.500	6	14	.429	15	18	.833	1	32	33	15	77	19	7	5	5	200
2	20	2010	* at Kansas	L 74-94	25	56	.446	8	16	.500	16	19	.842	7	18	25	21	74	12	19	2	10	200
2	24	2010	* at Missouri	L 63-92	23	53	.434	5	20	.250	12	13	.923	9	19	28	18	63	14	19	2	4	200
2	27	2010	* Iowa State	W 75-72	27	49	.551	9	20	.450	12	12	1.000	3	18	21	16	75	17	9	1	4	200
3	2	2010	* at Nebraska	W 81-68	26	42	.619	12	17	.706	17	23	.739	1	19	20	21	81	17	14	4	9	200
3	6	2010	* Texas Tech	W 101-90	30	51	.588	7	16	.438	34	48	.708	4	26	30	27	101	19	10	4	8	200
3	10	2010	** vs. Texas Tech	L 67-82	23	54	.426	6	17	.353	15	21	.714	8	21	29	21	67	13	19	0	11	200

\*-Big 12 Conference; \*\*-Big 12 Tournament - Kansas City, Mo.; ^-EA Sports Maui Invitational (Maui, Hawaii); ^^NCAA ruled a road game

Player	GP	GS	FG	FGA	Pct	3FG	3FGA	Pct	FT	FTA	Pct	OR	DR	TR	RPG	PF	FO	TP	PPG	Ast	APG	TO A/TO	Blk	Stl	Min	
Cory Higgins	31	31	193	382	.505	32	90	.356	169	203	.833	20	100	120	3.9	77	1	587	18.9	7.3	2.4	72	1.0	11	60	1036
Alec Burks	30	30	172	320	.538	19	54	.352	149	193	.772	58	92	150	5.0	75	0	512	17.1	5.3	1.8	58	0.9	12	35	907
Marcus Relphorde	30	30	115	280	.411	34	99	.343	67	98	.684	28	94	122	4.1	88	4	331	11.0	6.1	2.0	65	0.9	6	35	811
Dwight Thorne II	30	10	66	146	.452	32	71	.451	60	67	.896	5	58	63	2.1	60	1	224	7.5	49	1.6	39	1.3	2	23	631
Austin Dufault	31	26	62	137	.453	16	42	.381	32	54	.593	28	67	95	3.1	92	5	172	5.5	27	0.9	19	1.4	11	22	666
Nate Tomlinson	31	21	49	106	.462	29	67	.433	37	45	.822	7	69	76	2.5	77	2	164	5.3	130	4.2	64	2.0	0	33	845
Casey Crawford	26	3	41	93	.441	24	54	.444	13	17	.765	16	37	53	2.0	55	1	119	4.6	12	0.5	18	0.7	7	11	359
Levi Knutson	23	0	23	59	.390	10	28	.357	25	32	.781	6	31	37	1.6	23	0	81	3.5	15	0.7	9	1.7	1	12	292
Keegan Hornbuckle	24	0	24	53	.453	9	18	.500	1	4	.250	13	26	39	1.6	25	0	58	2.4	13	0.5	11	1.2	3	10	274
Shane Harris-Tunks	28	3	22	36	.611	0	0	.000	6	16	.375	9	36	45	1.6	64	2	50	1.8	7	0.3	34	0.2	14	15	328
Trey Eckloff	15	1	5	20	.250	1	8	.125	2	2	1.000	5	7	12	.8	18	2	13	0.9	3	0.2	9	0.3	3	0	85
Trent Beckley	2	0	1	1	1.000	0	0	.000	0	1	.000	0	0	0	.0	2	0	2	1.0	0	0.0	2	0.0	0	0	4
Javon Coney	7	0	0	1	.000	0	0	.000	0	0	.000	3	1	4	.6	3	0	0	0.0	0	0.0	0	0.0	0	0	12
TEAM												30	38	68								9				
<b>Totals</b>	<b>31</b>		<b>773</b>	<b>1634</b>	<b>.473</b>	<b>206</b>	<b>531</b>	<b>.388</b>	<b>561</b>	<b>732</b>	<b>.766</b>	<b>228</b>	<b>656</b>	<b>884</b>	<b>28.5</b>	<b>659</b>	<b>18</b>	<b>2313</b>	<b>74.6</b>	<b>443</b>	<b>14.3</b>	<b>409</b>	<b>1.1</b>	<b>70</b>	<b>256</b>	<b>6250</b>

**15-16 (6-10 Big 12) Head Coach: Jeff Bzdelik**  
**Associate Head Coach: Steve McClain; Assistants: Derrick Clark, Drew Long**

#	Name	Pos.	Ht.	Wt.	Class	Hometown (High School)
44	Beckley, Trent	F	6-10	250	Jr.-RS	Vail, Colo. (Battle Mountain)
10	Burks, Alec	G	6-6	185	Fr.	Grandview, Mo. (Grandview)
14	Coney, Javon	G	6-3	210	Jr.	Chicago, Ill. (Latin)
34	Crawford, Casey	F	6-9	245	Jr.-RS	Overland Park, Kan. (Blue Valley North/Wake Forest)
33	Dufault, Austin	F	6-9	230	So.	Killdeer, N.D. (Killdeer)
55	Eckloff, Trey	F	6-10	235	So.	Englewood, Colo. (Cherry Creek)
13	Harris-Tunks, Shane	C/F	6-11	225	Fr.	Liverpool, New South Wales, Australia (Australian Institute of Sport)
11	Higgins, Cory	G	6-5	190	Jr.	Danville, Calif. (Monte Vista)/The Pendleton School [Bradenton, Fla.]
35	Hornbuckle, Keegan	F	6-7	205	Fr.	Westlake Village, Calif. (Campbell Hall)
24	Knutson, Levi	G	6-4	200	Jr.	Littleton, Colo. (Arapahoe)
5	Relphorde, Marcus	G	6-6	220	Jr.	Chicago, Ill. (Homewood-Flossmoor/American Christian School [Alston, Pa.]/St. Louis/Indian Hills CC [Iowa])
2	Sharpe, Shannon	G	6-1	200	Fr.	Corona, Calif. (Centennial)
12	Thorne II, Dwight	G	6-3	185	Sr.	Arlington, Texas (Martin)
1	Tomlinson, Nate	PG	6-3	185	So.	Sydney, Australia (Lee Academy [Maine])

% injured; season-ending knee surgery  
 Home: 13-3 Road: 2-10 Neutral: 0-3



**Alec Burks**

### SEASON NOTES

- Alec Burks became CU's first-ever Big 12 Conference Freshman of the Year recipient. Burks also made the Big 12 All-Rookie Team, Colleg Insider.com All-America Freshman Team, 2009-10 Basketball Times' All-Freshman first team, CU Sports Performers of the Year: Male Freshman of the Year, Sporting News Magazine All-Freshman second team.
- Burks became the first CU freshman to surpass 500 points in a single-season (512). He was fourth nationally of all freshmen in ppg. (17.1) and FG% (53.8), and became only the second CU freshman to lead CU in rebounding (5.0 rpg.). He's also the 11th freshman to average 10 or more points in his initial season.
- Cory Higgins scored 587 points, the most in a season since 1991-92. His 1,391 career points ranks ninth all-time. He led the Big 12-only in steals for the second straight year (2.1).
- CU ranked third nationally in FT% (76.6) and for the first time led the Big 12. CU also ranked 21st nationally in 3-pt. percentage, 26th in FG%, 30th in steals. The 47.3 FG% tied for 10th in school history, was also the highest from any CU team since 1989-90 (47.9). The 409 turnovers, was a team low over 30 games played in a season since the stat was first kept in 1977-78.
- Attendance in eight Big 12 games was the highest ever at the CECC (65,607) with an average of 8,201 ranking second.

SEASON-BY-SEASON

M	D	Year	Opponent	Score	FG	FGA	Pct.	3FG	3FGA	3Pct.	FT	FTA	Pct	OR	DR	TR	PF	Pts	Ast	TO	Blk	Stl	Min.
11	12	2010	Idaho State	W 88-80	28	58	.483	6	15	.400	26	33	.788	8	21	29	17	88	17	7	1	10	200
11	16	2010	at Georgia	L 74-83	22	53	.415	3	14	.214	27	36	.750	12	22	34	30	74	8	14	2	8	200
11	20	2010	at San Francisco	L 81-83 (ot)	29	68	.426	6	20	.300	17	28	.607	11	25	36	19	81	19	9	5	11	225
11	23	2010	Alcorn State	W 91-51	32	67	.476	7	17	.412	20	25	.800	13	37	50	18	91	19	9	5	11	200
11	28	2010	at Harvard	L 66-82	19	49	.388	2	9	.222	26	32	.813	13	15	28	21	66	5	15	0	7	200
11	30	2010	Texas Pan American	W 83-64	32	59	.542	9	15	.600	10	13	.769	15	19	34	14	83	24	15	4	13	200
12	4	2010	Oregon State	W 83-57	34	58	.586	8	23	.348	7	9	.778	9	27	33	47	83	20	13	4	6	200
12	8	2010	Colorado State	W 90-83 (ot)	26	54	.481	3	7	.429	35	41	.854	9	20	29	21	90	12	7	4	4	225
12	17	2010	^ The Citadel	W 89-61	34	57	.596	10	20	.500	11	16	.688	4	29	33	17	89	23	9	3	10	200
12	19	2010	^ Longwood	W 104-59	38	72	.528	10	17	.588	18	23	.783	19	29	48	13	104	23	8	4	5	200
12	22	2010	^ vs. New Mexico	L 76-89	27	58	.466	5	22	.227	17	22	.773	10	13	23	25	76	9	12	2	6	200
12	23	2010	^ vs. Indiana	W 78-69	24	44	.545	3	10	.300	27	31	.871	8	22	30	23	78	10	14	0	10	200
12	29	2010	Md Eastern Shore	W 92-65	34	57	.596	5	12	.417	19	25	.760	12	27	39	15	92	19	9	5	5	200
1	2	2011	at Csu Bakersfield	W 85-73	31	63	.492	4	16	.250	19	24	.792	11	29	40	16	85	12	11	1	10	200
1	5	2011	Western New Mexico	W 92-70	36	76	.474	3	15	.200	17	23	.739	23	29	52	16	92	12	11	7	8	200
1	8	2011	* Missouri	W 89-76	33	69	.478	4	11	.364	19	23	.826	16	31	47	17	89	14	10	5	6	200
1	12	2011	* at Kansas State	W 74-66	27	54	.500	8	12	.667	12	21	.571	14	24	38	22	74	13	20	1	6	200
1	15	2011	* Oklahoma State	W 75-71	18	48	.375	5	16	.313	34	39	.872	15	24	39	17	75	8	15	2	5	200
1	18	2011	* at Nebraska	L 67-79	24	54	.444	12	30	.400	7	9	.778	8	18	26	15	67	13	16	1	5	200
1	22	2011	* at Oklahoma	L 60-67	23	57	.404	1	10	.100	13	16	.813	12	20	32	22	60	9	14	1	8	200
1	25	2011	* Kansas	L 78-82	27	56	.482	9	13	.692	15	17	.882	4	19	23	17	78	14	6	3	6	200
1	29	2011	* at Baylor	L 66-70	23	65	.354	4	16	.250	16	22	.727	19	19	38	24	66	8	10	3	12	200
2	1	2011	* Iowa State	W 95-69	33	66	.500	11	12	.917	18	21	.857	9	34	43	14	95	21	12	3	7	200
2	5	2011	* at Missouri	L 73-89	26	63	.413	6	15	.400	15	20	.750	19	26	45	24	73	10	23	1	4	200
2	9	2011	* Texas A&M	L 70-73 (ot)	24	62	.387	7	13	.538	15	16	.938	13	16	29	18	70	9	9	6	5	225
2	12	2011	* Kansas State	W 58-56	19	43	.442	2	10	.200	18	22	.818	8	27	35	27	58	6	16	5	2	200
2	19	2011	* at Kansas	L 63-89	23	57	.404	2	15	.133	15	18	.833	9	20	29	15	63	10	15	3	7	200
2	23	2011	* at Texas Tech	W 71-68	25	59	.424	4	14	.286	17	21	.810	12	28	40	19	71	12	11	0	6	200
2	26	2011	* Texas	W 91-89	32	60	.533	8	21	.381	19	32	.594	11	32	43	23	91	21	10	4	2	200
3	2	2011	* at Iowa State	L 90-95	32	72	.444	12	30	.400	14	19	.737	12	20	32	17	90	14	7	3	2	200
3	5	2011	* Nebraska	W 67-57	23	66	.411	6	13	.462	15	18	.833	7	25	32	12	67	12	5	5	9	200
3	9	2011	** vs. Iowa State	W 77-75	27	58	.466	4	13	.308	19	24	.792	13	35	48	17	77	14	15	3	4	200
3	10	2011	** vs. Kansas State	W 87-75	29	50	.580	6	9	.667	23	27	.852	9	26	35	17	87	11	16	5	5	200
3	11	2011	** vs. Kansas	L 83-90	31	63	.492	10	27	.370	11	18	.611	11	15	26	22	83	17	10	1	8	200
3	16	2011	% Texas Southern	W 88-74	30	49	.612	4	15	.267	24	31	.774	7	30	37	14	88	19	13	2	6	200
3	18	2011	% Cal	W 89-72	31	68	.456	9	20	.450	18	27	.667	16	25	42	19	89	13	5	1	8	200
3	22	2011	% Kent State	W 81-74	32	65	.492	4	15	.267	13	16	.813	16	22	38	11	81	20	8	2	6	200
3	29	2011	%# vs. Alabama	L 61-62	20	50	.400	8	25	.320	13	15	.867	10	22	32	12	61	14	16	3	7	200

\*Big 12 Conference; \*\*Big 12 Championships (Kansas City, Mo. - Sprint Center); ^IBN Sports Classic (Las Vegas, Nev. - Orleans Arena); %National Invitation Tournament; %#NIT Semifinal (New York City - Madison Square Garden)

Player	GP	GS	FG	FGA	Pct	3FG	3FGA	Pct	FT	FTA	Pct	OR	DR	TR	RPG	PF	FO	TP	PPG	Ast	APG	TO A/TO	Blk	Stl	Min	
Alec Burks	38	37	251	535	.469	28	96	.292	249	302	.825	91	156	247	6.5	89	1	779	20.5	11.2	2.9	99	1.1	12	41	1193
Cory Higgins	38	37	200	461	.434	36	102	.340	174	201	.866	31	93	124	3.3	82	2	610	16.1	9.4	2.5	80	1.2	14	37	1222
Levi Knutson	38	8	158	312	.506	81	171	.474	47	52	.904	23	87	110	2.9	70	0	444	11.7	38	1.0	31	1.2	2	22	1019
Marcus Relphorde	38	38	148	341	.434	41	104	.394	88	113	.779	44	119	163	4.3	95	1	425	11.2	8.2	2.2	86	1.0	4	39	1068
Andre Roberson	38	0	101	174	.580	12	35	.343	42	76	.553	106	191	297	7.8	112	6	256	6.7	3.3	0.9	44	0.8	42	51	847
Austin Dufault	38	38	104	199	.523	5	26	.192	39	62	.629	63	97	160	4.2	112	3	252	6.6	2.7	0.7	26	1.0	21	23	845
Nate Tomlinson	34	29	36	72	.500	25	54	.463	9	17	.529	4	55	59	1.7	66	1	106	3.1	8.4	2.5	41	2.1	2	29	686
Shannon Sharpe	38	3	29	69	.420	1	15	.067	22	34	.647	16	32	48	1.3	36	0	81	2.1	46	1.2	26	1.8	9	11	498
Trey Eckloff	19	0	11	25	.440	1	9	.111	4	5	.800	5	13	18	0.9	16	0	27	1.4	5	2.6	0	0.0	1	2	81
Ben Mills	19	0	12	29	.414	0	0	.000	2	6	.333	11	12	23	1.2	5	0	26	1.4	0	0.0	7	0.0	2	2	92
Javon Coney	26	0	7	14	.500	0	2	.000	3	5	.600	2	9	11	0.4	9	0	17	0.7	2	0.1	3	0.7	2	2	106
Trent Beckley	7	0	1	6	.167	0	0	.000	0	0	.000	0	1	1	0.1	5	0	2	0.3	1	0.1	0	0.0	0	0	18
TEAM												51	55	106								2				
<b>TOTALS</b>	<b>38</b>	<b>38</b>	<b>1058</b>	<b>2237</b>	<b>.473</b>	<b>230</b>	<b>618</b>	<b>.372</b>	<b>679</b>	<b>873</b>	<b>.778</b>	<b>447</b>	<b>920</b>	<b>1367</b>	<b>36.0</b>	<b>697</b>	<b>14</b>	<b>3025</b>	<b>79.6</b>	<b>524</b>	<b>13.8</b>	<b>445</b>	<b>1.2</b>	<b>111</b>	<b>259</b>	<b>7675</b>

### 24-14 (8-8 Big 12) Head Coach: Tad Boyle

Assistants: Jean Prioleau, Mike Rohn, Tom Abatemarco

#	Name	Pos.	Ht.	Wt.	Class	Hometown (High School)
3	Beckley, Trent	F	6-9	240	Sr.	Vail, Colo. (Battle Mountain)
10	Burks, Alec	G	6-6	195	So.	Grandview, Mo. (Grandview)
14	Coney, Javon	G	6-3	210	Sr.	Chicago, Ill. (Latin)
33	Dufault, Austin	F	6-9	225	Jr.	Killdeer, N.D. (Killdeer)
55	Eckloff, Trey	F	6-10	235	Jr.	Englewood, Colo. (Cherry Creek)
15	*Harris-Tunks, Shane	C/F	6-11	250	So.	Liverpool, New South Wales, Australia (Australian Institute of Sport)
11	Higgins, Cory	G	6-5	180	Sr.	Danville, Calif. (Monte Vista/ The Pendleton School [Bradenton, Fla.]
24	Knutson, Levi	G	6-4	200	Sr.	Littleton, Colo. (Arapahoe)
32	Mills, Ben	C	7-0	215	Fr.	Hartland, Wis. (Arrowhead)
5	Relphorde, Marcus	G	6-7	220	Sr.	Chicago, Ill. (Homewood-Flossmoor/ American Christian [Alston, Pa.]/St. Louis
21	Roberson, André	G/F	6-7	195	Fr.	San Antonio, Texas (Wagner)
2	Sharpe, Shannon	PG	6-1	200	RS-Fr.	Corona, Calif. (Centennial)
1	Tomlinson, Nate	PG	6-3	190	Jr.	Sydney, Australia (Lee Academy [Maine])

\*-from ACL in October 2010, missed the entire season.

Home: 18-2 Road: 3-9 Neutral: 3-3

### SEASON NOTES

- First-year head coach Tad Boyle led CU to the most wins ever in one season (24).
- The Buffs also won a school-best 18 home games including four attendance marks: most sellouts a season (5); all games (140,284); conference total (78,472); conference average (9,809).
- Buffs advanced to the NIT semifinals in NYC for the first time since 1990-91.
- Highest Big 12 conference finish (+5th) since 2005-06.
- CU set a number of school records as many as 19 including most games played in a season (38), a school-first over 3,000 points (3,025), rebounds (1,367), FGs made (1,058),
- Cory Higgins tied the all-time school record for career points (2,001),
- Alec Burks was an unanimous Big 12 first team selection; Cory Higgins was third team; Levi Knutson co-Big 12 Sixth Man of the Year Award.
- Burks and Higgins led an offensive attack that ranked 12th nationally in scoring (79.6 ppg) and 5th nationally in free throw percentage (77.8 percent).
- Burks set a CU record for most points in a season with 779, surpassing Cliff Meely mark that stood for 40 years.
- Six players record over 100 made field goals in a season (Burks 251, Higgins 200, Levi Knutson 158, Marcus Relphorde 148, Austin Dufault 104, Andre Roberson 101).
- Roberson also set a CU freshman record by recording 297 rebounds, and became the first freshman in school history to lead the team in rebounds, steals (51) and blocks (42).
- Defeated NCAA Tournament Teams: Kansas State (three times), Texas and Missouri.



**Tad Boyle**  
2010-pre.

# COLORADO BUFFALOES

## 2011-12

SEASON-BY-SEASON

M	D	Year	Opponent	Score	FG	FGA	Pct.	3FG	3FGA	3Pct.	FT	FTA	Pct	OR	DR	TR	PF	Pts	Ast	TO	Blk	Stl	Min.
11	11	2011	Fort Lewis College	W 85-57	31	63	.492	4	9	.444	19	27	.704	15	33	48	23	85	15	17	1	7	200
11	17	2011	^ vs. Wichita State	L 58-67	21	49	.429	5	11	.455	11	19	.579	5	23	28	13	58	13	17	2	9	200
11	18	2011	^ vs. Maryland	L 71-78	26	54	.481	7	19	.368	12	23	.522	11	19	30	23	71	16	8	2	6	200
11	20	2011	^ vs. Western Michigan	W 81-76	26	57	.456	7	21	.333	22	27	.815	13	26	39	22	81	17	11	6	2	200
11	23	2011	at Air Force	W 76-73 (ot)	29	60	.483	10	24	.417	8	14	.571	15	32	47	22	76	15	18	4	1	225
11	28	2011	Georgia	W 70-68	22	50	.440	4	14	.286	22	37	.595	11	26	37	14	70	11	7	1	2	200
11	30	2011	at Colorado State	L 64-65	21	57	.368	9	20	.450	13	29	.448	16	28	44	16	64	10	15	3	7	200
12	7	2011	Fresno State	W 71-64	19	37	.514	6	12	.500	27	32	.844	5	30	35	17	71	13	17	1	3	200
12	9	2011	Wyoming	L 54-65	19	49	.388	4	16	.250	12	19	.632	9	20	29	22	54	5	15	2	9	200
12	19	2011	CSU Bakersfield	W 70-64	23	46	.500	2	10	.200	22	26	.846	9	21	30	13	70	12	12	5	7	200
12	22	2011	Texas Southern	W 56-51	18	45	.400	8	21	.381	12	20	.600	12	24	36	14	56	16	20	2	3	200
12	28	2011	New Orleans	W 92-34	32	58	.552	5	14	.357	23	26	.885	14	39	53	10	92	18	13	6	5	200
12	31	2011	* Utah	W 73-33	24	50	.480	12	25	.480	13	17	.765	12	32	44	16	73	15	12	6	6	200
1	5	2012	* Washington	W 87-69	27	55	.491	8	14	.571	25	28	.893	10	26	36	12	87	12	17	4	8	200
1	7	2012	* Washington State	W 71-60	23	49	.469	9	23	.391	16	23	.696	10	25	35	20	71	14	14	4	5	200
1	12	2012	* at California	L 50-57	15	47	.319	5	19	.263	15	23	.652	8	32	40	23	50	10	17	3	1	200
1	14	2012	* at Stanford	L 64-84	24	57	.421	6	17	.353	10	13	.769	10	17	27	21	64	8	14	0	5	200
1	19	2012	* Arizona State	W 69-54	23	47	.489	3	14	.214	20	25	.800	9	25	34	16	69	11	13	3	6	200
1	21	2012	* Arizona	W 64-63	22	54	.407	4	17	.235	16	26	.615	9	26	35	20	64	9	6	5	5	200
1	26	2012	* at USC	W 74-50	25	55	.455	5	17	.294	19	26	.731	12	39	51	12	74	11	12	2	6	200
1	28	2012	* at UCLA	L 60-77	23	50	.460	7	15	.467	7	14	.500	9	18	27	14	60	11	14	2	6	200
2	2	2012	* Oregon State	W 82-60	29	56	.518	6	15	.400	18	21	.857	9	34	43	22	82	19	17	3	10	200
2	4	2012	* Oregon	W 72-71	22	47	.468	5	18	.278	23	30	.767	4	28	32	20	72	12	15	7	7	200
2	9	2012	* at Arizona	L 57-71	22	59	.373	4	19	.211	9	14	.643	7	24	31	23	57	15	11	4	4	200
2	11	2012	* at Arizona State	W 63-49	21	46	.457	6	13	.462	15	22	.682	7	26	33	13	63	11	14	5	8	200
2	18	2012	* at Utah	W 55-48	19	53	.358	2	11	.182	15	19	.789	11	35	46	8	55	10	12	3	3	200
2	23	2012	* Stanford	L 50-74	16	54	.296	4	19	.211	14	30	.467	10	16	26	15	50	6	6	4	9	200
2	26	2012	* California	W 70-57	27	62	.435	7	20	.350	9	12	.750	13	26	39	14	70	9	5	3	4	200
3	1	2012	* at Oregon	L 81-90	30	55	.545	5	17	.294	16	19	.842	8	17	25	17	81	13	15	6	7	200
3	3	2012	* at Oregon State	L 69-83	27	56	.482	2	8	.250	13	27	.481	13	21	34	23	69	7	14	3	8	200
3	7	2012	** vs. Utah	W 53-41	15	43	.349	1	11	.091	22	29	.759	6	24	30	17	53	6	9	3	10	200
3	8	2012	** vs. Oregon	W 63-62	25	55	.455	5	15	.333	8	14	.571	8	21	29	11	63	10	7	2	5	200
3	9	2012	** vs. California	W 70-59	25	50	.500	5	14	.357	15	18	.833	5	20	25	19	70	11	9	2	10	200
3	10	2012	** vs. Arizona	W 53-51	19	50	.380	5	13	.385	10	16	.625	10	27	37	15	53	6	9	2	6	200
3	15	2012	# vs. UNLV	W 68-64	22	48	.458	7	12	.583	17	27	.630	9	37	46	18	68	12	23	3	4	200
3	17	2012	# vs. Baylor	L 63-80	23	51	.451	5	15	.333	12	18	.667	7	21	28	16	63	13	13	3	6	200

\*Pac-12 Conference; \*\*Pac-12 Tournament - Los Angeles, Calif.; ^-Puerto Rico Tip-off; #-NCAA Second & Third Rounds - Albuquerque, N.M.

Player	GP	GS	FG	FGA	Pct	3FG	3FGA	Pct	FT	FTA	Pct	OR	DR	TR	RPG	PF	FO	TP	PPG	Ast	APG	TO A/TO	Blk	Stl	Min	
Carlton Brown	36	36	169	378	0.447	43	140	0.307	73	101	0.723	31	105	136	3.8	59	0	454	12.6	73	2.0	70	1.0	10	28	1027
Andre Roberson	36	35	149	292	0.510	19	50	0.380	102	166	0.614	111	290	401	11.1	85	2	419	11.6	42	1.2	65	0.5	67	46	1087
Austin Dufault	36	35	151	311	0.486	23	64	0.359	73	106	0.689	52	107	159	4.4	94	1	398	11.1	33	0.9	46	0.7	9	20	975
Spencer Dinwiddie	36	36	99	246	0.402	42	96	0.438	120	147	0.816	25	106	131	3.6	84	5	360	10.0	64	1.8	50	1.3	9	27	988
Askia Booker	35	1	104	259	0.402	29	78	0.372	80	105	0.762	20	76	96	2.7	61	1	317	9.1	49	1.4	60	0.9	1	26	754
Nate Tomlinson	36	34	60	154	0.390	36	105	0.343	43	61	0.705	5	68	73	2.0	65	0	199	5.5	108	3.0	59	1.8	0	32	1068
Shane Harris-Tunks	36	1	38	80	0.475	0	0	0.000	22	41	0.537	21	59	80	2.2	64	0	98	2.7	19	0.5	44	0.4	10	11	461
Sabatino Chen	35	0	30	57	0.526	0	11	0.000	10	17	0.588	14	21	35	1.0	35	0	70	2.0	15	0.4	16	0.9	4	12	346
Jeremy Adams	31	1	20	64	0.313	3	21	0.143	27	40	0.675	10	33	43	1.4	48	0	70	2.3	8	0.2	25	0.3	1	7	306
Shannon Sharpe	16	0	5	15	0.333	1	3	0.333	7	19	0.368	4	12	16	1.0	8	0	18	1.1	8	0.5	11	0.7	3	1	103
Darniene Cain	7	0	3	4	0.750	0	0	0.000	2	4	0.500	4	5	9	1.3	6	0	7	1.1	0	0.0	8	0.0	2	0	52
Ben Mills	7	0	3	5	0.600	0	0	0.000	1	3	0.333	2	6	8	1.1	2	0	7	1.0	0	0.0	3	0.0	0	0	21
Beau Webb	6	1	2	2	1.000	2	2	1.000	0	0	0.000	2	0	2	0.3	1	0	6	1.0	0	0.0	1	0.0	0	0	16
Trey Eckloff	8	0	2	7	0.286	1	2	0.500	0	0	0.000	0	3	3	0.4	2	0	5	0.6	3	0.4	2	1.5	1	0	21
TEAM												50	47	97								8				
<b>TOTALS</b>	<b>36</b>	<b>36</b>	<b>835</b>	<b>18740.466</b>	<b>199</b>	<b>572</b>	<b>0.348</b>	<b>560</b>	<b>810</b>	<b>0.691</b>	<b>351</b>	<b>938</b>	<b>1289</b>	<b>35.8</b>	<b>614</b>	<b>9</b>	<b>2429</b>	<b>67.5</b>	<b>422</b>	<b>11.7</b>	<b>468</b>	<b>0.9</b>	<b>117</b>	<b>210</b>	<b>7225</b>	

### 24-12 (11-7 Pac-12) Head Coach: Tad Boyle

Assistants: Jean Prioleau, Mike Rohn, Tom Abatemarco

#	Name	Pos.	Ht.	Wt.	Class	Hometown (High School)
31	Adams, Jeremy	G	6-5	215	So.	Madison, Miss. (Central/Navarro JC [Texas])
0	Booker, Askia	PG	6-1	160	Fr.	Los Angeles, Calif. (Price)
30	Brown, Carlton	G	6-5	215	Sr.	Riverside, Calif. (Martin Luther King/Utah)
23	Chen, Sabatino	G	6-4	185	Jr.	Louisville, Colo. (Monarch/Denver)
25	Dinwiddie, Spencer	G	6-5	190	Fr.	Woodland Hills, Calif. (Taft)
33	Dufault, Austin	F	6-9	225	Sr.	Killdeer, N.D. (Killdeer)
55	Eckloff, Trey	F	6-10	230	Sr.	Englewood, Colo. (Cherry Creek)
15	Harris-Tunks, Shane	C/F	6-11	245	RS-SO.	Liverpool, New South Wales, Australia (Australian Institute of Sport)
32	Mills, Ben	C	7-0	220	So.	Hartland, Wis. (Arrowhead)
21	Roberson, André	F	6-7	210	So.	San Antonio, Texas (Wagner)
2	Sharpe, Shannon	PG	6-1	210	RS-SO.	Corona, Calif. (Centennial)
1	Tomlinson, Nate	PG	6-3.5	185	Sr.	Sydney, Australia (Lee Academy [Maine])
5	Webb, Beau	G	6-4.5	190	Fr.	Lone Tree, Colo. (Arapahoe)

Home: 14-2 Road: 4-7 Neutral: 6-3



Carlton Brown

### SEASON NOTES

- NCAA Tournament (third round) for the first time in nine years (2002-03).
- CU seeded No. 6, won the Pac-12 Tournament winning four games in four days.
- Became the first Pac-12 school to win four games in four days, in addition just the 10th team ever among the six major conferences to win four games en route to the title.
- Won 24 games for the second straight year; best two-year span in school history
- Tad Boyle 48 wins in two years, the best two-year span in school history.
- Carlton Brown (15.8 ppg., 4.8 rpg.) named Pac-12 Tournament Most Outstanding Player. Brown & Andre Roberson named to All-Tournament team.
- Seeded No. 11 at the NCAA Tournament, CU upset No. 6 UNLV.
- Roberson set the CU single-season rebounding mark (401) breaking 58-year old mark held by Burdette Halderson (1954-55).
- Roberson shattered sophomore season record for most rebounds (401) topping old mark of 337 (Cliff Meely, 1968-69).
- Roberson set defensive rebounding mark (290) breaking Shaun Vandiver (1989-90). Roberson was third nationally in rebounding; fifth in double-doubles (20); No. 54 in blocks.
- Dinwiddie (360 pts.) & Booker (317 pts.) became highest scoring frosh pair in CU history (677 pts.). Only two with 250-plus points. Dinwiddie became the 12th freshman to average 10 or more points in his initial season.
- Austin Dufault set the school record for most games played in a career (136) & career conference games played (66).
- Dufault and Nate Tomlinson set the school mark for most wins over a four-year career (72-64, 5.92, 2008-2012).
- Tad Boyle 10-3 in postseason play (6-1 conference tourneys, 1-1 NCAA, 3-1 NIT); most wins by any CU coach in the postseason; .857 percentage ranks first among CU MBB coaches.



M	D	Year	Opponent	Score	FG	FGA	Pct.	3FG	3FGA	3Pct.	FT	FTA	Pct	OR	DR	TR	PF	Pts	Ast	TO	Blk	Stl	Min.
11	9	2012	Wofford	W 74-69	21	47	.447	4	12	.333	28	36	.778	8	30	38	12	74	10	10	6	5	200
11	15	2012	^vs. Dayton	W 67-57	23	51	.451	7	15	.467	14	24	.583	5	33	38	15	67	13	14	7	9	200
11	16	2012	^vs. Baylor	W 60-58	25	56	.446	6	15	.400	4	18	.222	13	28	41	16	60	6	17	3	6	200
11	18	2012	^vs. Murray State	W 81-74	25	47	.532	4	11	.364	27	36	.750	9	26	35	17	81	6	17	1	8	200
11	25	2012	Air Force	W 89-74	30	53	.566	7	13	.538	22	28	.786	14	31	45	14	89	11	15	3	4	200
11	27	2012	Texas Southern	W 85-80 (2ot)	23	59	.390	6	19	.316	33	44	.750	14	32	46	19	85	11	13	8	6	250
12	1	2012	at Wyoming	L 69-76	24	58	.414	9	21	.429	12	15	.800	12	23	35	27	69	11	17	0	4	200
12	5	2012	Colorado State	W 70-61	23	50	.460	6	13	.462	18	31	.581	9	21	30	13	70	8	7	5	7	200
12	8	2012	at Kansas	L 54-90	20	54	.370	2	13	.154	12	21	.571	11	21	32	17	54	8	18	4	7	200
12	12	2012	at Fresno State	W 50-43	18	43	.419	2	4	.500	12	21	.571	11	29	40	14	50	7	18	2	7	200
12	21	2012	Northern Arizona	W 98-51	40	60	.667	11	20	.550	7	15	.467	9	36	45	16	98	24	16	4	13	200
12	29	2012	Hartford	W 80-52	29	59	.492	4	16	.250	18	23	.783	19	33	52	11	80	15	21	4	10	200
1	3	2013	*at Arizona	L 83-92 (ot)	28	59	.475	10	21	.476	17	29	.586	6	27	33	26	83	14	11	1	5	225
1	6	2013	*at Arizona State	L 56-65	24	68	.353	2	19	.105	6	8	.750	18	22	40	25	56	10	10	1	7	200
1	10	2013	*USC	W 66-60	24	54	.444	4	13	.308	14	26	.538	10	20	30	10	66	10	13	3	15	200
1	12	2013	*UCLA	L 75-78	25	57	.439	5	17	.294	20	27	.741	11	23	34	16	75	8	14	0	5	200
1	16	2013	*at Washington	L 54-64	21	58	.362	1	10	.100	11	14	.786	13	25	38	19	54	6	12	5	2	200
1	19	2013	*at Washington State	W 58-49	19	44	.432	1	9	.111	19	24	.792	7	29	36	11	58	9	11	3	7	200
1	24	2013	*Stanford	W 75-54	30	57	.526	4	9	.444	11	22	.500	11	37	48	19	75	12	12	5	8	200
1	27	2013	*California	W 81-71	28	47	.596	7	15	.467	18	22	.818	5	30	35	14	81	13	20	1	4	200
2	2	2013	*at Utah	L 55-58	20	50	.400	5	17	.294	10	18	.556	12	22	34	15	55	6	14	4	7	200
2	7	2013	*at Oregon	W 48-47	19	52	.365	4	12	.333	6	10	.600	14	18	32	7	48	9	12	2	6	200
2	10	2013	*at Oregon State	W 72-68	24	58	.414	6	19	.316	18	24	.750	12	18	30	14	72	12	9	5	10	200
2	14	2013	*Arizona	W 71-58	25	50	.500	9	17	.529	12	18	.667	9	22	31	13	71	12	11	2	9	200
2	16	2013	*Arizona State	L 62-63 (ot)	20	57	.351	6	20	.300	16	18	.889	19	22	41	19	62	11	15	2	7	225
2	21	2013	*Utah	W 60-50	21	49	.429	6	24	.250	12	20	.600	11	24	35	8	60	6	14	5	12	200
2	27	2013	*at Stanford	W 65-63	24	56	.429	4	18	.222	13	17	.765	11	23	34	15	65	5	9	2	5	200
3	2	2013	*at California	L 46-62	15	65	.231	6	21	.286	10	15	.667	20	16	36	13	46	6	6	1	4	200
3	7	2013	*Oregon	W 76-53	25	52	.481	7	16	.438	19	24	.792	5	33	38	19	76	11	13	1	6	200
3	9	2013	*Oregon State	L 58-64	21	60	.350	6	21	.286	10	11	.909	12	20	32	16	58	13	11	5	9	200
3	13	2013	**vs. Oregon State	W 74-68	22	56	.393	7	16	.438	23	32	.719	17	26	43	17	74	12	11	2	7	200
3	14	2013	**vs. Arizona	L 69-79	22	51	.431	5	12	.417	20	28	.714	13	20	33	18	69	6	13	3	4	200
3	22	2013	#vs. Illinois	L 49-57	17	51	.333	5	19	.263	10	13	.769	8	28	36	20	49	7	15	5	5	200

\*Pac-12 Conference; \*\*Pac-12 Tournament - Las Vegas, Nev.; ^DIRECTV Charleston Classic (S.C.); #NCAA Second Round - Austin, Texas

Player	GP	GS	FG	FGA	Pct	3FG	3FGA	Pct	FT	FTA	Pct	OR	DR	TR	RPG	PF	FO	TP	PPG	Ast	APG	TO A/TO	Blk	Stl	Min	
Spencer Dinwiddie	33	33	130	313	.415	47	139	.338	198	240	.825	9	96	105	3.2	65	0	505	15.3	3.0	73	1.4	16	44	1073	
Askia Booker	33	33	152	418	.364	49	157	.312	57	81	.704	17	99	116	3.5	64	2	410	12.4	71	2.2	69	1.0	0	40	1050
Andre Roberson	31	30	132	275	.480	19	58	.328	54	98	.551	92	255	347	11.2	78	5	337	10.9	44	1.4	74	0.6	41	67	1036
Josh Scott	31	30	124	255	.486	1	1	1.000	68	91	.747	87	91	178	5.7	68	2	317	10.2	19	0.6	36	0.5	24	14	873
Xavier Johnson	33	18	105	204	.515	25	57	.439	60	107	.561	56	103	159	4.8	96	4	295	8.9	12	0.4	58	0.2	15	9	792
Sabatino Chen	33	20	54	131	.412	14	47	.298	24	38	.632	25	48	73	2.2	46	1	146	4.4	43	1.3	37	1.2	3	28	771
Jeremy Adams	30	0	25	64	.391	10	19	.526	19	33	.576	16	26	42	1.4	29	0	79	2.6	6	0.2	18	0.3	1	8	329
Xavier Talton	32	0	19	39	.487	6	12	.500	4	9	.444	3	19	22	0.7	17	0	48	1.5	15	0.5	16	0.9	0	7	234
Shane Harris-Tunks	32	1	16	44	.364	0	1	.000	11	24	.458	18	32	50	1.6	37	0	43	1.3	4	0.1	23	0.2	3	5	279
Eli Stalzer	25	0	12	31	.387	6	21	.286	6	9	.667	3	18	21	0.8	25	1	36	1.4	12	0.1	21	0.2	2	6	228
Ben Mills	7	0	3	5	.600	0	0	.000	1	2	.500	1	11	12	1.7	0	0	7	1.0	1	0.5	2	0.6	0	1	23
Beau Gamble	5	0	3	9	.333	1	5	.200	0	0	.000	0	3	3	0.6	0	0	7	1.4	2	0.4	0	0.0	0	1	12
TEAM																										
TOTALS	33	33	775	1788	.433	178	517	.344	502	732	.686	378	848	1226	37.2	525	15	2230	67.6	328	9.9	439	0.8	105	230	6700

### 21-12 (10-8 Pac-12) Head Coach: Tad Boyle

Assistants: Jean Prioleau, Mike Rohn, Rodney Billups

#	Name	Pos.	Ht.	Wt.	Class	Hometown (High School)
31	Adams, Jeremy	G	6-5	215	Jr.	Madison, Miss. (Central/Navarro JC [Texas])
0	Booker, Askia	PG	6-1	160	So.	Los Angeles, Calif. (Price)
23	Chen, Sabatino	G	6-4	185	Sr.	Louisville, Colo. (Monarch/Denver)
25	Dinwiddie, Spencer	G	6-5	190	So.	Woodland Hills, Calif. (Taft)
14	Gamble, Beau	G	6-0	180	Jr.	Boulder, Colo. (Fairview/Santa Clara)
15	Harris-Tunks, Shane	C/F	6-11	245	RS-Jr.	Liverpool, New South Wales, Australia (Australian Institute of Sport)
2	Johnson, Xavier	F	6-6	220	Fr.	Los Angeles, Calif. (Mater Dei)
32	Mills, Ben	C	7-0	220	Jr.	Hartland, Wis. (Arrowhead)
21	Roberson, André	F	6-7	210	Jr.	San Antonio, Texas (Wagner)
40	Scott, Josh	F	6-10	215	Fr.	Monument, Colo. (Lewis-Palmer)
5	Stalzer, Eli	G	6-3	185	Fr.	Brea, Calif. (Mater Dei)
3	Talton, Xavier	G	6-1	180	Fr.	Sterling, Colo. (Sterling)

Home: 12-3 Road: 5-7 Neutral: 4-2



Andre Roberson

### SEASON NOTES

- CU back-to-back NCAA Tournaments for the first time in 50 years (1961-62 & 1962-63).
- Tad Boyle became the first CU head coach since Sox Walseth to lead the Buffs to back-to-back NCAA Tournament appearances.
- Boyle first men's coach to guide team to three straight 20+ winning seasons.
- For the first time in 112 years of CU basketball, the three consecutive post-season appearances (2010-11 NIT semifinal, 2011-12 NCAA 3rd Round, 2012-13 NCAA 2nd Round) - are a school-first in post-season play.
- No. 19 AP/USA Today Coaches' Poll (Nov. 26); AP No. 23 ranked (Nov. 19).
- 21 wins is the fifth time a CU team has won that many games in a season.
- Charleston Classic Champions (first in-season tourney title since 2002-03, Pepsi Classic).
- Andre Roberson: Pac-12 Defensive Player of the Year, conference first team, All-Defensive team; Spencer Dinwiddie: conference first team; Josh Scott: Pac-12 Conference All-Freshman team.
- Josh Scott became the 13th freshman to average 10+ points in his rookie year.
- Seven home sellouts (school record) • 12 of 15 home games exceeded 10,000 fans (school record) • Season total (155,884); Season average (10,392); Conference total (94,371); Conference average (10,486) - all school records
- 16 sellouts in three years with 13 wins.
- Roberson (11.2) finished second nationally in rebounding (behind Siena's O.D. Anosike, 11.4), however was the first player from a major BCS school to finish at the top since 2008-09 and fourth since 1995-96.

# COLORADO BUFFALOES

## 2013-14

SEASON-BY-SEASON

M	D	Year	Opponent	Score	FG	FGA	Pct.	3FG	3FGA	3Pct.	FT	FTA	Pct	OR	DR	TR	PF	Pts	Ast	TO	Blk	Stl	Min.
11	8	2013	^vs. Baylor	L 60-72	22	66	.333	2	19	.105	14	22	.636	18	21	39	21	60	10	6	3	7	200
11	10	2013	UT Martin	W 91-65	29	49	.592	5	14	.357	28	34	.824	9	37	46	18	91	19	18	3	8	200
11	13	2013	Wyoming	W 63-58	18	45	.400	3	12	.250	24	34	.706	12	23	35	19	63	4	14	1	5	200
11	16	2013	Jackson State	W 94-70	28	45	.622	9	17	.529	29	43	.674	5	31	36	18	94	23	14	3	9	200
11	18	2013	Arkansas State	W 93-70	30	64	.469	9	23	.391	24	30	.800	12	30	42	16	93	16	9	5	6	200
11	21	2013	UC Santa Barbara	W 76-68	22	50	.440	4	18	.222	28	36	.778	10	24	34	12	76	12	13	1	12	200
11	24	2013	Harvard	W 70-62	24	53	.453	8	19	.421	14	19	.737	13	33	46	11	70	12	15	6	2	200
11	30	2013	at Air Force	W 81-57	27	58	.466	9	24	.375	18	24	.750	14	28	42	21	81	20	14	3	5	200
12	3	2013	at Colorado State	W 67-62	23	57	.404	3	19	.158	18	24	.750	12	26	38	21	67	9	14	5	11	200
12	7	2013	Kansas	W 75-72	23	56	.411	7	22	.318	22	37	.595	15	17	32	16	75	13	8	1	7	200
12	13	2013	Elon	W 80-63	24	49	.490	5	13	.385	27	46	.587	14	40	54	18	80	13	16	3	6	200
12	21	2013	^^vs. Oklahoma State	L 73-78	26	64	.406	6	22	.273	15	20	.750	18	23	41	26	73	7	14	1	8	225
12	28	2013	Georgia	W 84-70	25	49	.510	8	20	.400	26	26	1.000	12	22	34	16	84	11	14	3	6	200
1	2	2014	*Oregon State	W 64-58	21	55	.382	5	20	.250	17	27	.630	13	21	34	15	64	10	7	6	9	200
1	5	2014	*Oregon	W 100-91	31	55	.564	5	12	.417	33	39	.846	12	27	39	19	100	14	16	6	3	200
1	8	2014	*at Washington State	W 71-70 (ot)	21	51	.412	3	13	.231	26	38	.684	7	27	34	13	71	8	6	3	5	225
1	12	2014	*at Washington	L 54-71	19	55	.345	1	12	.083	15	20	.750	18	20	38	15	54	6	20	6	3	200
1	16	2014	*UCLA	L 56-69	20	50	.400	5	17	.294	11	19	.579	7	30	37	17	56	11	17	5	5	200
1	18	2014	*USC	W 83-62	29	57	.509	6	16	.375	19	22	.864	11	32	43	15	83	15	12	10	8	200
1	23	2014	*at Arizona	W 57-69	20	52	.385	4	11	.364	13	14	.929	10	22	32	15	57	6	16	2	2	200
1	25	2014	*at Arizona State	L 51-72	20	47	.426	2	11	.182	9	24	.375	11	20	31	20	51	10	19	4	12	200
2	1	2014	*Utah	W 79-75 (ot)	25	56	.446	6	18	.333	23	30	.767	17	25	42	13	79	13	15	5	6	225
2	5	2014	*Washington State	W 68-63	22	50	.440	6	18	.333	18	27	.667	10	22	32	13	68	9	12	5	8	200
2	9	2014	*Washington	W 91-65	31	56	.554	9	14	.643	20	28	.714	9	35	44	16	91	18	11	3	4	200
2	13	2014	*at UCLA	L 74-92	28	61	.459	7	23	.304	11	15	.733	8	19	27	13	74	17	12	2	7	200
2	16	2014	*at USC	W 83-74	28	56	.500	8	17	.471	19	27	.704	6	28	34	24	83	18	17	4	7	200
2	19	2014	*Arizona State	W 61-52	20	54	.370	1	9	.111	20	26	.769	15	33	48	17	61	11	14	5	5	200
2	22	2014	*Arizona	L 61-88	17	52	.327	2	10	.200	25	33	.758	10	20	30	13	61	6	9	1	3	200
3	1	2014	*at Utah	L 64-75	21	53	.396	7	18	.389	15	18	.833	9	18	27	20	64	13	16	1	8	200
3	5	2014	*at Stanford	W 59-56	19	49	.388	4	17	.235	17	25	.680	13	26	39	18	59	7	14	1	5	200
3	8	2014	*at California	L 65-66 (ot)	25	62	.403	6	18	.333	9	14	.643	14	31	45	15	65	8	12	3	2	225
3	12	2014	**vs. USC	W 59-56	24	52	.462	2	9	.222	9	16	.563	10	28	38	13	59	8	13	1	3	200
3	13	2014	**vs. California	W 59-56	22	50	.440	6	20	.300	9	14	.643	10	28	38	12	59	10	13	3	4	200
3	14	2014	**vs. Arizona	L 43-63	15	51	.294	4	8	.500	9	14	.643	10	15	25	15	43	5	9	1	3	200
3	20	2014	#vs. Pittsburgh	L 48-77	15	42	.357	4	16	.250	14	18	.778	7	22	29	12	48	5	17	0	2	200

\*Pac-12 Conference; \*\*Pac-12 Tournament - Las Vegas, Nev.; ^-Dallas, Texas; ^^Las Vegas, Nev.; #NCAA Second Round - Orlando, Fla.

Player	GP	GS	FG	FGA	Pct	3FG	3FGA	Pct	FT	FTA	Pct	OR	DR	TR	RPG	PF	FO	TP	PPG	Ast	APG	TO A/TO	Blk	Stl	Min	
Josh Scott	35	34	159	311	.511	0	2	.000	175	216	.810	102	193	295	8.4	63	0	493	14.1	22	0.6	51	0.4	40	28	1107
Askia Booker	35	35	166	427	.389	37	136	.272	112	137	.818	20	111	131	3.7	62	0	481	13.7	116	3.3	88	1.3	2	45	1068
Xavier Johnson	33	33	136	293	.464	37	102	.363	87	142	.613	57	137	194	5.9	67	3	396	12.0	27	0.8	58	0.5	10	25	994
Spencer Dinwiddie	17	17	61	131	.466	26	63	.413	102	119	.857	8	44	52	3.1	32	0	250	14.7	64	3.8	30	2.1	4	26	529
Wesley Gordon	31	27	67	141	.475	4	11	.364	44	73	.603	76	110	186	6.0	55	0	182	5.9	29	0.9	49	0.6	41	13	779
Xavier Talton	35	13	58	143	.406	28	75	.373	26	39	.667	11	65	76	2.2	63	1	170	4.9	55	1.6	47	1.2	6	20	724
Jaron Hopkins	35	9	60	157	.382	22	71	.310	26	52	.500	23	64	87	2.5	77	2	168	4.8	36	1.0	38	0.9	3	27	638
Dustin Thomas	35	6	46	111	.414	6	33	.182	29	53	.547	33	53	86	2.5	83	1	127	3.6	19	0.5	49	0.4	3	7	527
Tre'Shaun Fletcher	20	0	20	50	.400	5	27	.185	13	19	.684	12	19	31	1.6	28	0	58	2.9	5	0.3	9	0.5	4	4	193
Eli Stalzer	27	0	13	32	.406	5	15	.333	11	18	.611	6	16	22	0.8	18	0	42	1.6	8	0.3	11	0.7	0	7	226
George King	27	0	11	23	.478	4	20	.200	15	23	.652	5	36	41	1.5	14	0	41	1.5	5	0.2	12	0.4	1	4	148
Ben Mills	25	1	3	7	.429	1	1	1.000	8	10	.800	8	13	21	0.8	10	0	31	1.2	4	0.2	5	0.8	1	1	99
Beau Gamble	9	0	2	4	.500	3	7	.429	0	2	.000	0	5	5	0.6	1	0	9	1.0	6	0.7	3	2.0	0	0	16
Brett Brady	4	0	1	2	.500	2	4	.500	0	0	.000	1	0	1	0.3	1	0	6	1.5	1	0.3	1	1.0	0	0	10
Kevin Nelson	9	0	1	2	.500	1	2	.500	0	0	.000	0	4	4	0.4	2	0	3	0.3	0	0.0	0	0.0	0	0	17
TEAM												39	34	73								15				
<b>TOTALS</b>	<b>35</b>		<b>814</b>	<b>1871</b>	<b>.435</b>	<b>181</b>	<b>569</b>	<b>.318</b>	<b>648</b>	<b>903</b>	<b>.718</b>	<b>401</b>	<b>904</b>	<b>1305</b>	<b>37.3</b>	<b>576</b>	<b>7</b>	<b>2457</b>	<b>70.2</b>	<b>397</b>	<b>11.3</b>	<b>466</b>	<b>0.9</b>	<b>115</b>	<b>207</b>	<b>7075</b>

### 23-12 (10-8 Pac-12) Head Coach: Tad Boyle

Assistants: Jean Prioleau, Mike Rohn, Rodney Billups

#	Name	Pos.	Ht.	Wt.	Class	Hometown (High School)
0	Booker, Askia	PG	6-2	170	Jr.	Los Angeles, Calif. (Price)
1	Gordon, Wesley	F	6-9	225	RS-Fr.	Colorado Springs, Colo. (Sierra)
2	Johnson, Xavier	F	6-7	220	So.	Los Angeles, Calif. (Mater Dei)
3	Talton, Xavier	G	6-2	180	So.	Sterling, Colo. (Sterling)
5	Stalzer, Eli	G	6-3	190	So.	Brea, Calif. (Mater Dei)
10	Fletcher, Tre'Shaun	F	6-7	200	Fr.	Tacoma, Wash. (Lincoln)
12	Nelson, Kevin	G	6-2	185	Jr.-RS	Albuquerque, N.M. (Albuquerque Academy/ Missouri State Univ.-West Plains)
13	Thomas, Dustin	F	6-7	220	Fr.	Texarkana, Texas (Pleasant Grove)
14	Gamble, Beau	G	6-0	180	Sr.	Boulder, Colo. (Fairview/Santa Clara)
15	Brady, Brett	G	6-1	160	So.	Highlands Ranch, Colo. (Highlands Ranch)
23	Hopkins, Jaron	G	6-5	190	Fr.	Mesa, Ariz. (Dobson)
24	King, George	G	6-5½	208	Fr.	San Antonio, Texas (Brennan)
25	Dinwiddie, Spencer	G	6-6	190	Jr.	Woodland Hills, Calif. (Taft)
32	Mills, Ben	C	7-0	230	Sr.	Hartland, Wis. (Arrowhead)
40	Scott, Josh	F	6-10	245	So.	Monument, Colo. (Lewis-Palmer)

Home: 16-2 Road: 5-6 Neutral: 2-4



Josh Scott

### SEASON NOTES

- CU won 23 games, the third most victories in school history.
- Seeded eighth in the South Region, CU's highest NCAA Tournament seed since the 1997 NCAA Tournament.
- CU was ranked for six-straight weeks (Dec. 9-Jan. 20); highest No. 15.
- Josh Scott was named All-Pac-12 first team; Askia Booker All-Pac-12 honorable mention; Wesley Gordon honorable mention All-Freshman team.
- CU earned a school record third straight NCAA Tournament berth (at-large bid); 2011-12 (automatic berth); 2012-13 (at-large bid); 2013-14 (at-large bid).
- Scott was No. 27 nationally in double-doubles (13); No. 33 in total rebounds (295); No. 60 in rebounding (8.4 rpg.).
- Buffs won 10-straight games, tying for the fourth longest in history.
- Wesley Gordon finished with 41 blocks, the second-most by a freshman.
- CU won 21 regular-season games for the second time (1996-97).
- Askia Booker handed-out 12 assists at UCLA (Feb. 13), the most by a CU player since March 13, 2008.

# COLORADO BUFFALOES

## 2014-15

M	D	Year	Opponent	Score	FG	FGA	Pct.	3FG	3FGA	3Pct.	FT	FTA	Pct	OR	DR	TR	PF	Pts	Ast	TO	Blk	Stl	Min.
11	14	2014	Drexel	W 65-48	22	52	.423	4	13	.308	17	24	.708	8	35	43	16	65	10	14	3	6	200
11	17	2014	Auburn	W 90-59	31	53	.585	5	14	.357	23	29	.793	9	37	46	20	90	15	12	6	6	200
11	22	2014	at Wyoming	L 33-56	12	43	.279	4	15	.267	5	8	.625	6	22	28	13	33	6	12	0	3	200
11	25	2014	Air Force	W 68-53	21	48	.428	7	16	.438	19	24	.792	11	30	41	22	68	13	15	7	7	200
11	30	2014	Lipscomb	W 84-75	27	49	.551	6	16	.375	24	34	.706	11	30	41	14	84	20	13	9	4	200
12	3	2014	San Francisco	W 72-55	27	53	.509	9	18	.500	9	14	.643	9	15	24	9	72	15	8	4	5	200
12	7	2014	at Georgia	L 57-64	21	59	.356	2	17	.118	13	18	.722	17	20	37	19	57	6	13	6	9	200
12	10	2014	Colorado State	L 60-62	21	52	.404	5	9	.556	13	20	.650	13	27	40	22	60	6	14	3	3	200
12	13	2014	Northern Colo.	W 93-68	31	49	.633	12	18	.667	19	23	.826	10	25	35	17	93	21	11	6	6	200
12	22	2014	^vs. DePaul	W 82-68	24	53	.453	3	13	.231	31	38	.816	8	28	36	14	82	12	12	3	10	200
12	23	2014	^vs. George Washington	L 50-53	19	52	.365	1	12	.083	11	17	.647	14	18	32	18	50	5	14	1	5	200
12	25	2014	^at Hawai'i	L 66-69	20	48	.417	5	17	.294	21	30	.700	13	28	41	14	66	10	16	5	3	200
1	2	2015	*UCLA	W 62-56	18	48	.375	5	10	.500	21	25	.840	6	35	41	14	62	12	18	8	9	200
1	4	2015	*USC	W 86-65	32	58	.552	7	15	.467	15	19	.789	9	24	33	16	86	22	10	4	10	200
1	7	2015	*at Utah	L 49-74	17	43	.395	3	7	.429	12	21	.571	6	24	33	20	49	5	18	7	4	200
1	15	2015	*at Arizona	L 54-68	21	49	.429	7	18	.389	5	10	.500	4	22	26	20	54	8	10	1	4	200
1	17	2015	*at Arizona State	L 72-78	26	56	.464	10	21	.476	10	17	.588	9	24	33	23	72	16	13	2	6	200
1	22	2015	*Washington	L 50-52	19	60	.317	5	19	.263	7	8	.875	17	23	40	14	50	8	12	1	7	200
1	24	2015	*Washington State	W 90-58	34	62	.548	11	22	.500	11	15	.733	11	33	44	17	90	25	11	5	7	200
1	29	2015	*at USC	W 98-94 (3ot)	30	65	.462	8	22	.364	30	42	.714	15	28	43	32	98	8	20	2	8	275
1	31	2015	*at UCLA	L 59-72	20	55	.364	7	21	.333	12	16	.750	15	18	33	17	59	8	15	2	3	200
2	7	2015	*Utah	L 51-79	14	47	.298	1	9	.111	22	36	.611	8	20	28	18	51	5	9	3	6	200
2	12	2015	*California	L 61-68	22	60	.367	3	10	.300	14	21	.667	16	27	43	17	61	13	12	10	4	200
2	15	2015	*Stanford	W 64-58	21	64	.328	5	18	.278	17	24	.708	18	30	48	13	64	9	8	3	7	200
2	18	2015	*at Oregon	L 60-73	22	62	.355	2	18	.111	14	23	.609	20	25	45	21	60	6	16	1	5	200
2	21	2015	*at Oregon State	L 58-72	18	52	.346	7	22	.318	15	22	.682	15	23	38	22	58	15	22	1	8	200
2	26	2015	*Arizona	L 54-82	20	52	.385	2	9	.222	12	21	.571	8	17	25	16	54	6	12	8	4	200
3	1	2015	*Arizona State	W 87-81	29	49	.592	4	7	.571	25	33	.758	7	24	31	29	87	14	11	5	6	200
3	5	2015	*at Washington	W 64-47	25	56	.446	4	19	.211	10	15	.667	11	29	40	11	64	14	8	4	6	200
3	7	2015	*at Washington State	L 91-96 (ot)	36	70	.514	2	13	.154	17	22	.773	15	25	40	22	91	8	14	4	7	225
3	11	2015	vs. Oregon State	W 78-71	24	48	.500	6	16	.375	24	26	.923	11	28	39	19	78	11	18	3	3	200
3	12	2015	vs. Oregon	L 85-93	31	66	.470	7	23	.304	16	23	.696	14	24	38	24	85	15	13	1	5	200
3	18	2015	%Gardner-Webb	W 87-78	38	72	.528	3	13	.231	8	12	.667	19	24	43	15	87	20	12	2	5	200
3	23	2015	%at Seattle	L 65-72	19	56	.339	7	25	.280	20	30	.667	17	27	44	16	65	13	14	3	5	200

\*Pac-12 \*\*Pac-12 Conference; \*\*Pac-12 Tournament - Las Vegas, Nev.; ^Diamond Head Classic (Oahu, Hawai'i); %College Basketball Invitational (CBI)

Player	GP	GS	FG	FGA	Pct	3FG	3FGA	Pct	FT	FTA	Pct	OR	DR	TR	RPG	PF	FO	TP	PPG	Ast	APG	TO A/TO	Blk	Stl	Min	
Askia Booker	31	28	173	447	.387	55	167	.329	131	157	.834	15	88	103	3.3	56	1	532	17.2	99	3.2	70	1.4	2	44	936
Josh Scott	26	25	130	239	.544	1	4	.25	115	153	.752	89	130	219	8.4	45	0	376	14.5	29	1.1	24	1.2	46	18	802
Xavier Johnson	29	15	105	236	.445	29	79	.367	60	93	.645	46	116	162	5.6	62	1	299	10.3	19	0.7	52	0.4	9	17	706
Wesley Gordon	34	31	83	151	.55	4	14	.286	56	84	.667	87	146	233	6.9	67	3	226	6.6	40	1.2	40	1.1	47	13	893
Jaron Hopkins	32	17	73	153	.477	13	39	.333	28	52	.538	22	85	107	3.3	66	1	187	5.8	42	1.3	55	0.8	4	32	670
Tre'Shaun Fletcher	34	17	65	143	.455	22	48	.458	30	42	.714	28	58	86	2.5	46	0	182	5.4	34	1.1	42	0.8	3	11	622
Dominique Collier	30	10	48	139	.345	18	67	.269	28	46	.609	9	41	50	1.7	72	1	142	4.7	44	1.5	38	1.2	5	18	579
Dustin Thomas	32	11	49	110	.445	6	19	.316	36	53	.679	26	53	79	2.5	81	3	140	4.4	29	0.9	34	0.9	8	12	535
Xavier Talton	34	15	45	149	.302	25	79	.316	30	41	.732	4	54	58	1.7	68	4	145	4.3	54	1.6	48	1.1	3	20	764
Tory Miller	30	1	31	66	.47	0	0	0	27	36	.75	20	45	65	2.2	41	1	89	3.1	4	0.1	25	0.2	5	4	258
Eli Stalzer	19	0	10	27	.37	6	18	.333	1	3	.333	2	9	11	0.6	6	0	27	1.4	5	0.3	6	0.8	1	5	113
Josh Repine	4	0	0	0	0	0	0	0	0	0	0	0	0	0	0	1	0	0	0	0	0	0	0	0	4	
Geoff Bates	3	0	0	0	0	0	0	0	0	0	0	0	0	0	0	1	0	0	0	0	0	0	0	0	3	
Brett Brady	6	0	0	1	0	0	1	0	0	0	0	0	0	0	0	2	0	0	0	1	0.2	0	0	0	15	
TEAM												52	44	96								15				
<b>TOTALS</b>	<b>34</b>		<b>812</b>	<b>1861</b>	<b>.436</b>	<b>179</b>	<b>535</b>	<b>.335</b>	<b>542</b>	<b>760</b>	<b>.713</b>	<b>400</b>	<b>869</b>	<b>1269</b>	<b>37.3</b>	<b>614</b>	<b>15</b>	<b>2345</b>	<b>69</b>	<b>400</b>	<b>11.8</b>	<b>450</b>	<b>0.9</b>	<b>133</b>	<b>194</b>	<b>6900</b>

### 16-18 (7-11 Pac-12) Head Coach: Tad Boyle

Assistants: Jean Prioleau, Mike Rohn, Rodney Billups

#	Name	Pos.	Ht.	Wt.	Class	Hometown (High School)
0	Booker, Askia	G	6-2	175	Sr.	Los Angeles, Calif. (Price HS)
1	Gordon, Wesley	F	6-9	240	So.	Colorado Springs, Colo. (Sierra HS)
2	Johnson, Xavier	G/F6-7	230	Jr.	Los Angeles, Calif. (Mater Dei HS)	
3	Talton, Xavier	G	6-2	185	Jr.	Sterling, Colo. (Sterling HS)
5	Stalzer, Eli	G	6-4	195	Jr.	Brea, Calif. (Mater Dei HS)
10	Fletcher, Tre'Shaun	G/F6-7	210	So.	Tacoma, Wash. (Lincoln HS)	
12	Nelson, Kevin	G	6-2	190	Sr.	Albuquerque, N.M. (Albuquerque Academy)
13	Thomas, Dustin	G/F6-7	225	So.	Texarkana, Texas (Pleasant Grove HS)	
14	Miller, Tory	F	6-9	255	Fr.	Kansas City, Kan. (New Hampton Prep [N.H.])
15	Collier, Dominique	G	6-2	170	Fr.	Denver, Colo. (Denver East HS)
22	Brady, Brett	G	6-1	160	Jr.	Highlands Ranch, Colo. (Highlands Ranch HS)
23	Hopkins, Jaron	G	6-6	200	So.	Mesa, Ariz. (Dobson HS)
24	King, George	G	6-6	220	So.	San Antonio, Texas (Brennan HS)
33	Repine, Josh	G	6-3	180	Fr.	Englewood, Colo. (Kent Denver HS/New Hampton Prep [N.H.])
35	Bates, Geoff	G	6-3	200	Sr.	Plano, Texas (Plano West HS)
40	Scott, Josh	F	6-10	245	Jr.	Monument, Colo. (Lewis-Palmer HS)
44	Fortune, Josh	G	6-5	205	Jr.	Hampton, Va. (Kecoughtan HS/Providence)
Home: 12-5 Road: 2-11 Neutral: 2-2						



Askia Booker

### SEASON NOTES

- Advanced to fifth consecutive post-season tournament (CBI).
- Askia Booker named All-Pac-12 second team.
- Defeated NCAA Sweet 16 opponent UCLA; NIT Champion Stanford.
- Booker scored 43 points in 3ots at USC, tying for third-most in D-I.
- Booker's 83 career wins as a four-year letterwinner, second all-time.
- Booker first CU player to lead team in points, assists, steals since Chauncey Billups.
- Josh Scott became 33rd player at CU to reach 1,000-point plateau.
- Scott & Wesley Gordon first CU teammates back-to-back 40+ blocks in consecutive seasons.
- CU has 15 different starting lineups in 2014-15.

SEASON-BY-SEASON

## RECORD BREAKDOWN

### Buff All-Time Win-Loss Breakdown

	Won	Lost	Pct.		Won	Lost	Pct.
Overall (2,391 games)	1236	1155	.517	College Basketball Invitational	1	1	.500
at home (1,144 games)	795	349	.695	Season Openers (112 games)	78	34	.696
on the road (1,013 games)	340	673	.336	Home Openers (112 games)	88	24	.786
at neutral site (234 games)	100	134	.427	Conference Openers (103 games)	47	56	.456
Coors Events Center (550 games)	385	165	.700	vs. Pac-12 teams (4 games)	3	1	.750
In November (141 games)	98	43	.695	vs. Big 12 teams (15 games)	2	13	.133
In December (590 games)	342	248	.580	vs. Big Eight teams (49 games)	16	33	.327
In January (635 games)	306	329	.482	vs. Rocky Mountain teams (28 games)	21	7	.750
In February (729 games)	368	363	.505	vs. Mountain States teams (7 games)	6	1	.857
In March (295 games)	126	169	.427	Conference (1,348 games)	627	721	.465
Overtime (97 games)	48	52	.480	vs. Pac-12, League games only (70 games)	37	33	.529
Mid-Season Tournaments (171 games, 64 trips)	84	87	.491	vs. Big 12, league games only (240 games)	95	145	.396
Big Seven/Eight Holiday Tournament (32 trips)	39	57	.406	vs. Big 12, all games (264 games)	105	159	.398
Mile High Classic (9 trips)	11	3	.786	vs. Big Eight, league games only (664 games)	262	402	.395
Others (18 trips)	28	20	.583	vs. Big Eight, all games (803 games)	308	495	.384
Post-Season Tournaments (97 games, 57 trips)	39	58	.402	vs. Rocky Mountain (262 games)	159	103	.607
Pac-12 Postseason Tournaments (4 trips)	8	3	.727	vs. Mountain States (84 games)	63	21	.750
Big 12 Postseason Tournament (15 trips)	9	15	.375	Exhibition games (52 games)	46	6	.885
Big Eight Postseason Tournament (20 trips)	4	20	.167	When the Buffs score 100 points (40 games)	38	2	.950
NCAA Tournament (13 trips)	10	15	.400	When the Opponents score 100 points (46 games)	2	44	.043
National Invitation Tournament (9 trips)	11	8	.579				

SEASON-BY-SEASON

<b>1901-02:</b> 3-1 Home: 1-1 Road: 2-0 Neutral: 0-0	<b>1913-14:</b> 3-5 Home: 1-4 Road: 2-1 Neutral: 0-0	<b>1925-26:</b> 8-5 Home: 4-2 Road: 4-3 Neutral: 0-0	<b>1937-38:</b> 15-6 Home: 10-0 Road: 4-5 Neutral: 1-1	<b>1949-50:</b> 14-8 Home: 11-2 Road: 2-4 Neutral: 1-2	<b>1961-62:</b> 19-7 Home: 11-0 Road: 6-4 Neutral: 2-3	<b>1973-74:</b> 9-17 Home: 6-6 Road: 2-9 Neutral: 1-2	<b>1985-86:</b> 8-20 Home: 7-8 Road: 1-11 Neutral: 0-1	<b>1997-98:</b> 13-14 Home: 11-5 Road: 2-7 Neutral: 0-2	<b>2009-10:</b> 15-16 Home: 13-3 Away: 2-10 Neutral: 0-3
<b>1902-03:</b> 2-4 Home: 1-3 Road: 1-1 Neutral: 0-0	<b>1914-15:</b> 4-6 Home: 2-3 Road: 2-3 Neutral: 0-0	<b>1926-27:</b> 7-5 Home: 4-1 Road: 3-4 Neutral: 0-0	<b>1938-39:</b> 14-4 Home: 8-1 Road: 6-3 Neutral: 0-0	<b>1950-51:</b> 4-20 Home: 1-7 Road: 3-10 Neutral: 0-3	<b>1962-63:</b> 19-7 Home: 12-0 Road: 4-5 Neutral: 3-2	<b>1974-75:</b> 7-19 Home: 7-5 Road: 0-11 Neutral: 0-3	<b>1986-87:</b> 9-19 Home: 7-5 Road: 2-13 Neutral: 0-1	<b>1998-99:</b> 18-15 Home: 13-3 Road: 2-9 Neutral: 3-3	<b>2010-11:</b> 24-14 Home: 18-2 Away: 3-9 Neutral: 3-3
<b>1903-04:</b> 4-3 Home: 1-2 Road: 3-1 Neutral: 0-0	<b>1915-16:</b> 6-2 Home: 4-1 Road: 2-1 Neutral: 0-0	<b>1927-28:</b> 5-7 Home: 3-4 Road: 2-3 Neutral: 0-0	<b>1939-40:</b> 17-4 Home: 8-0 Road: 7-2 Neutral: 2-2	<b>1951-52:</b> 8-16 Home: 7-4 Road: 0-10 Neutral: 1-2	<b>1963-64:</b> 15-10 Home: 8-3 Road: 6-5 Neutral: 1-2	<b>1975-76:</b> 7-19 Home: 4-8 Road: 2-9 Neutral: 1-2	<b>1987-88:</b> 7-21 Home: 6-7 Road: 1-12 Neutral: 0-2	<b>1999-00:</b> 18-14 Home: 13-3 Road: 2-10 Neutral: 3-1	<b>2011-12:</b> 24-12 Home: 14-2 Away: 4-7 Neutral: 6-3
<b>1904-05:</b> 3-2 Home: 0-2 Road: 3-0 Neutral: 0-0	<b>1916-17:</b> 6-2 Home: 3-1 Road: 3-1 Neutral: 0-0	<b>1928-29:</b> 10-2 Home: 6-0 Road: 4-2 Neutral: 0-0	<b>1940-41:</b> 10-6 Home: 7-1 Road: 3-5 Neutral: 0-0	<b>1952-53:</b> 10-11 Home: 4-5 Road: 4-5 Neutral: 2-1	<b>1964-65:</b> 13-12 Home: 8-2 Road: 2-8 Neutral: 3-2	<b>1976-77:</b> 11-16 Home: 9-3 Road: 1-11 Neutral: 1-2	<b>1988-89:</b> 7-21 Home: 5-6 Road: 0-12 Neutral: 2-3	<b>2000-01:</b> 15-15 Home: 8-7 Road: 6-6 Neutral: 1-2	<b>2012-13:</b> 21-12 Home: 12-3 Away: 5-7 Neutral: 4-2
<b>1905-06:</b> 6-5 Home: 3-4 Road: 3-1 Neutral: 0-0	<b>1917-18:</b> 9-2 Home: 8-1 Road: 1-1 Neutral: 0-0	<b>1929-30:</b> 11-6 Home: 8-0 Road: 3-6 Neutral: 0-0	<b>1941-42:</b> 16-2 Home: 6-0 Road: 9-1 Neutral: 1-1	<b>1953-54:</b> 11-11 Home: 6-3 Road: 4-4 Neutral: 1-4	<b>1965-66:</b> 12-13 Home: 7-4 Road: 2-6 Neutral: 3-3	<b>1977-78:</b> 9-18 Home: 7-4 Road: 2-10 Neutral: 0-4	<b>1989-90:</b> 12-18 Home: 8-5 Road: 1-9 Neutral: 3-4	<b>2001-02:</b> 15-14 Home: 12-4 Road: 2-9 Neutral: 1-1	<b>2013-14:</b> 23-12 Home: 16-2 Away: 5-6 Neutral: 2-4
<b>1906-07:</b> 6-4 Home: 3-3 Road: 3-1 Neutral: 0-0	<b>1918-19:</b> 8-1 Home: 3-0 Road: 5-1 Neutral: 0-0	<b>1930-31:</b> 8-7 Home: 4-2 Road: 4-5 Neutral: 0-0	<b>1942-43:</b> no games	<b>1954-55:</b> 19-6 Home: 9-0 Road: 5-4 Neutral: 5-2	<b>1966-67:</b> 17-8 Home: 11-0 Road: 4-7 Neutral: 2-1	<b>1978-79:</b> 14-13 Home: 11-3 Road: 1-9 Neutral: 2-1	<b>1990-91:</b> 19-14 Home: 13-4 Road: 5-8 Neutral: 1-2	<b>2002-03:</b> 20-12 Home: 14-1 Away: 3-9 Neutral: 3-2	<b>2014-15:</b> 16-18 Home: 12-5 Away: 2-11 Neutral: 2-2
<b>1907-08:</b> 6-6 Home: 3-3 Road: 3-3 Neutral: 0-0	<b>1919-20:</b> 6-4 Home: 5-2 Road: 1-2 Neutral: 0-0	<b>1931-32:</b> 10-7 Home: 4-2 Road: 6-5 Neutral: 0-0	<b>1943-44:</b> no games	<b>1955-56:</b> 11-10 Home: 6-1 Road: 4-7 Neutral: 1-2	<b>1967-68:</b> 9-16 Home: 7-4 Road: 1-10 Neutral: 1-2	<b>1979-80:</b> 17-10 Home: 13-3 Road: 4-7 Neutral: 0-0	<b>1991-92:</b> 13-15 Home: 11-4 Road: 2-10 Neutral: 0-1	<b>2003-04:</b> 18-11 Home: 12-3 Away: 6-7 Neutral: 0-1	
<b>1908-09:</b> 4-3 Home: 3-0 Road: 1-3 Neutral: 0-0	<b>1920-21:</b> 8-0 Home: 3-0 Road: 5-0 Neutral: 0-0	<b>1932-33:</b> 8-8 Home: 4-5 Road: 4-3 Neutral: 0-0	<b>1944-45:</b> 13-3 Home: 7-1 Road: 6-2 Neutral: 0-0	<b>1956-57:</b> 14-9 Home: 8-2 Road: 4-6 Neutral: 2-1	<b>1968-69:</b> 21-7 Home: 12-0 Road: 6-5 Neutral: 3-2	<b>1980-81:</b> 16-12 Home: 12-3 Road: 4-8 Neutral: 0-1	<b>1992-93:</b> 10-17 Home: 9-5 Road: 0-10 Neutral: 1-2	<b>2004-05:</b> 14-16 Home: 9-6 Away: 4-9 Neutral: 1-1	
<b>1909-10:</b> 7-5 Home: 2-1 Road: 5-4 Road: 0-0	<b>1921-22:</b> 3-5 Home: 1-3 Road: 2-2 Neutral: 0-0	<b>1933-34:</b> 9-8 Home: 4-2 Road: 5-6 Neutral: 0-0	<b>1945-46:</b> 12-6 Home: 6-2 Road: 5-3 Neutral: 1-1	<b>1957-58:</b> 8-15 Home: 5-6 Road: 2-7 Neutral: 1-2	<b>1969-70:</b> 14-12 Home: 10-1 Road: 2-8 Neutral: 2-3	<b>1981-82:</b> 11-16 Home: 9-5 Road: 1-11 Neutral: 1-0	<b>1993-94:</b> 10-17 Home: 10-6 Road: 0-10 Neutral: 0-1	<b>2005-06:</b> 20-10 Home: 14-2 Away: 4-7 Neutral: 2-1	
<b>1910-11:</b> 4-2 Home: 2-1 Road: 2-1 Neutral: 0-0	<b>1922-23:</b> 1-7 Home: 0-4 Road: 1-3 Neutral: 0-0	<b>1934-35:</b> 3-9 Home: 3-3 Road: 0-6 Neutral: 0-0	<b>1946-47:</b> 7-11 Home: 4-4 Road: 3-7 Neutral: 0-0	<b>1958-59:</b> 14-10 Home: 8-2 Road: 4-7 Neutral: 2-1	<b>1970-71:</b> 14-12 Home: 7-4 Road: 5-7 Neutral: 2-1	<b>1982-83:</b> 13-15 Home: 10-5 Road: 3-10 Neutral: 0-0	<b>1994-95:</b> 15-13 Home: 9-6 Road: 6-6 Neutral: 0-1	<b>2006-07:</b> 7-20 Home: 6-9 Away: 1-10 Neutral: 0-1	
<b>1911-12:</b> 5-2 Home: 2-1 Road: 3-1 Neutral: 0-0	<b>1923-24:</b> 4-7 Home: 3-2 Road: 1-5 Neutral: 0-0	<b>1935-36:</b> 6-8 Home: 3-5 Road: 3-3 Neutral: 0-0	<b>1947-48:</b> 7-14 Home: 4-4 Road: 3-7 Neutral: 0-3	<b>1959-60:</b> 13-11 Home: 8-3 Road: 4-6 Neutral: 1-2	<b>1971-72:</b> 7-19 Home: 5-6 Road: 1-11 Neutral: 1-2	<b>1983-84:</b> 16-13 Home: 13-2 Road: 3-10 Neutral: 0-1	<b>1995-96:</b> 9-18 Home: 8-8 Road: 1-9 Neutral: 0-1	<b>2007-08:</b> 12-20 Home: 6-9 Away: 3-10 Neutral: 3-1	
<b>1912-13:</b> 7-4 Home: 3-4 Road: 4-0 Neutral: 0-0	<b>1924-25:</b> 9-5 Home: 4-3 Road: 5-2 Neutral: 0-0	<b>1936-37:</b> 10-5 Home: 6-0 Road: 4-3 Neutral: 0-2	<b>1948-49:</b> 6-12 Home: 3-4 Road: 2-6 Neutral: 1-2	<b>1960-61:</b> 15-10 Home: 9-2 Road: 5-6 Neutral: 1-2	<b>1972-73:</b> 13-13 Home: 9-3 Road: 3-8 Neutral: 1-2	<b>1984-85:</b> 11-17 Home: 11-4 Road: 0-13 Neutral: 0-0	<b>1996-97:</b> 22-10 Home: 13-1 Road: 6-6 Neutral: 3-3	<b>2008-09:</b> 9-22 Home: 8-9 Away: 0-10 Neutral: 1-3	

## YEAR-BY-YEAR OFFENSIVE STATS

Year	G	FGM-FGA	Pct.	3FG-FGA	Pct.	FTM-FTA	Pct.	Pts.-Avg.	Reb.-Avg.	Ast.	Stl.	Blk.	TO	PF-DQ
2014-15	34	812-1861	.436	179-535	.335	542-760	.713	2345-69.0	1269-37.3	400	194	133	450	614-15
2013-14	35	814-1871	.435	181-569	.318	648-903	.718	2457-70.2	1305-37.3	397	207	115	466	576 -7
2012-13	33	775-1788	.433	178-517	.344	502-732	.686	2230-67.6	1226-37.2	328	230	105	439	525-15
2011-12	36	835-1874	.446	199-572	.348	560-810	.691	2429-67.5	1289-35.8	422	210	117	468	614 -9
2010-11	38	1058-2237	.473	230-618	.372	679-873	.778	3025-79.6	1357-36.0	524	259	111	445	697-14
2009-10	31	773-1634	.473	206-531	.388	561-732	.766	2313-74.6	884-28.5	443	256	70	409	659-18
2008-09	31	675-1486	.454	172-497	.346	429-587	.731	1951-62.9	855-27.6	356	185	50	436	574-14
2007-08	32	716-1587	.451	190-554	.343	375-548	.684	1997-62.4	952-29.8	425	201	138	428	559-15
2006-07	27	662-1576	.420	154-500	.308	389-598	.651	1867-69.1	998-37.0	359	185	117	472	572-13
2005-06	30	834-1920	.434	240-701	.342	397-615	.646	2305-76.8	1127-40.9	497	254	174	420	588- 8
2004-05	30	771-1774	.435	223-632	.353	382-607	.629	2147-71.6	1087-36.2	419	190	158	418	570-19
2003-04	29	758-1635	.464	188-505	.372	447-720	.621	2151-74.2	1122-38.7	403	172	174	423	519-10
2002-03	32	869-1961	.443	159-487	.326	508-759	.669	2405-75.2	1351-42.2	424	196	214	447	567- 5
2001-02	29	834-1842	.453	192-538	.357	452-668	.677	2312-79.7	1249-43.1	508	178	137	425	514-14
2000-01	30	837-1818	.460	186-518	.359	559-783	.714	2419-80.6	1186-39.5	517	227	96	494	653-20
1999-00	32	844-1979	.426	154-454	.339	565-824	.686	2407-75.2	1288-40.2	476	275	116	455	615- 9
1998-99	33	839-2026	.414	218-633	.344	515-775	.665	2411-73.1	1251-37.9	482	281	126	486	634-18
1997-98	27	661-1638	.404	153-442	.346	453-658	.688	1928-71.4	1058-39.2	417	177	109	386	492- 7
1996-97	32	823-1959	.420	147-406	.362	547-803	.681	2340-73.1	1249-39.0	469	258	177	441	644-18
1995-96	27	742-1672	.444	159-429	.371	405-582	.696	2048-75.9	1065-39.4	472	192	130	510	566-22
1994-95	28	808-1767	.457	166-483	.344	445-679	.655	2227-79.5	1026-36.6	472	285	139	461	642-14
1993-94	27	711-1665	.427	88-303	.290	482-731	.659	1992-73.8	1087-40.3	412	202	152	461	533-19
1992-93	27	716-1547	.463	111-337	.329	460-717	.642	1993-73.8	1015-37.6	391	232	159	527	571-27
1991-92	28	726-1637	.443	115-374	.307	427-675	.633	1994-71.2	974-34.8	400	255	132	459	552-19
1990-91	33	996-2117	.470	180-549	.328	545-749	.728	2717-82.3	1211-36.7	561	263	122	483	620-16
1989-90	30	911-1903	.479	147-423	.348	468-685	.683	2437-81.2	1140-38.0	480	165	97	439	666-19
1988-89	28	797-1731	.460	88-303	.290	463-664	.697	2145-76.7	1048-37.4	425	162	94	484	629-27
1987-88	28	722-1637	.441	78-233	.335	409-605	.676	1931-69.0	978-34.9	425	185	80	486	571-13
1986-87	28	678-1432	.473	34-105	.324	386-566	.682	1776-63.4	945-33.8	434	158	85	480	578-16
1985-86	28	791-1575	.502	—	—	443-598	.740	2025-72.3	854-30.5	491	172	68	469	598-19
1984-85	28	771-1649	.468	—	—	475-692	.686	2017-72.0	1051-37.5	522	169	95	440	556-17
1983-84	29	798-1618	.493	—	—	497-703	.707	2093-72.2	1006-34.7	501	248	69	459	541-21
1982-83	28	824-1696	.486	—	—	372-527	.706	2020-72.1	909-32.5	531	265	72	383	543-22
1981-82	27	722-1501	.481	—	—	418-581	.719	1862-69.0	811-30.0	465	177	63	394	536-22
1980-81	28	805-1616	.498	—	—	377-540	.698	1987-71.0	1021-36.5	415	190	98	432	599-25
1979-80	27	746-1546	.483	—	—	431-573	.752	1923-71.2	863-32.0	387	162	46	346	534-26
1978-79	27	720-1506	.478	—	—	376-536	.701	1816-67.3	911-33.7	297	123	74	439	594-31
1977-78	27	732-1634	.448	—	—	400-583	.686	1864-69.0	1009-37.4	386	130	68	536	677-32
1976-77	27	769-1667	.461	—	—	412-567	.727	1930-71.4	965-35.7	460	—	—	—	678-36
1975-76	26	705-1607	.438	—	—	346-492	.703	1756-67.5	947-36.4	341	—	—	—	550-29
1974-75	26	780-1793	.435	—	—	403-570	.707	1963-75.5	1060-40.7	412	—	—	—	597-33
1973-74	26	759-1758	.431	—	—	323-495	.653	1841-70.8	973-37.4	—	—	—	—	512-14
1972-73	26	770-1776	.436	—	—	327-491	.666	1867-71.8	980-37.7	—	—	—	—	551-22
1971-72	26	649-1557	.419	—	—	417-652	.639	1720-66.2	956-36.7	—	—	—	—	482-17
1970-71	26	751-1615	.465	—	—	398-644	.618	1900-73.1	1012-38.9	—	—	—	—	487-14
1969-70	26	751-1736	.433	—	—	484-725	.667	1986-76.6	1089-41.8	—	—	—	—	485-18
1968-69	28	806-1841	.438	—	—	534-827	.646	2146-76.6	1209-43.2	—	—	—	—	507-16
1967-68	25	663-1588	.417	—	—	465-689	.675	1791-71.6	1009-40.4	—	—	—	—	523-19
1966-67	25	659-1391	.474	—	—	445-658	.676	1763-70.5	957-38.3	—	—	—	—	410- 6
1965-66	25	652-1496	.436	—	—	417-683	.609	1721-68.8	1108-44.3	—	—	—	—	479-18
1964-65	25	614-1484	.414	—	—	450-667	.675	1678-67.1	1128-45.1	—	—	—	—	525-19
1963-64	25	660-1531	.431	—	—	492-705	.698	1812-72.5	1077-43.1	—	—	—	—	526-19
1962-63	26	655-1453	.451	—	—	469-691	.679	1779-68.4	1224-47.1	—	—	—	—	375- 3
1961-62	26	595-1423	.411	—	—	478-697	.686	1668-64.2	1148-44.2	—	—	—	—	413-14
1960-61	25	627-1526	.411	—	—	464-740	.627	1718-68.7	1246-49.8	—	—	—	—	464-12
1959-60	24	515-1349	.382	—	—	453-709	.639	1483-61.8	1121-46.7	—	—	—	—	427- --
1958-59	24	525-1426	.368	—	—	466-692	.673	1516-63.2	1004-41.8	—	—	—	—	477- --
1957-58	23	429-1256	.342	—	—	389-624	.623	1247-54.2	837-36.4	—	—	—	—	470-15
1956-57	23	486-1295	.375	—	—	526-747	.704	1498-65.1	944-41.0	—	—	—	—	471- --
1955-56	21	479-1370	.350	—	—	410-610	.672	1368-65.1	935-44.5	—	—	—	—	363- --
1954-55	25	580-1630	.356	—	—	612-865	.708	1772-70.9	1231-49.2	—	—	—	—	446- --
1953-54	22	479-1415	.339	—	—	504-779	.647	1462-66.5	740-33.6	—	—	—	—	530-32
1952-53	21	440-1416	.311	—	—	538-823	.654	1418-67.5	866-41.2	—	—	—	—	501- --
1951-52	24	479-1673	.287	—	—	399-655	.609	1357-56.6	891-37.1	—	—	—	—	623-42
1950-51	24	454-1563	.290	—	—	295-477	.618	1201-50.0	—	—	—	—	—	552-34
1949-50	22	426-1450	.294	—	—	395-576	.686	1247-56.7	—	—	—	—	—	421- --
1948-49	18	309-1068	.289	—	—	239-353	.677	857-47.2	—	—	—	—	—	346- --
1947-48	21	358- --	—	—	—	289-452	.639	1005-47.9	—	—	—	—	—	427- --

SEASON-BY-SEASON

## YEAR-BY-YEAR DEFENSIVE STATS

Year	G	FGM-FGA	Pct.	3FG-FGA	Pct.	FTM-FTA	Pct.	Pts.-Avg.	Reb.-Avg.	Ast.	Stl.	Blk.	TO	PF-DQ
2014-15	34	807-1904	.424	249-705	.353	454-645	.704	2317-68.1	1100-32.4	423	236	122	384	671-11
2013-14	35	857-1987	.431	251-706	.356	422-601	.702	2387-68.2	1098-31.4	465	230	118	422	711-24
2012-13	33	769-1918	.401	224-700	.320	336-485	.693	2098-63.6	1119-33.9	360	223	129	426	592-9
2011-12	36	812-2009	.404	229-703	.326	416-642	.648	2269-63.0	1182-32.8	392	227	137	444	642-16
2010-11	38	990-2212	.448	253-696	.364	554-785	.706	2787-73.3	1261-33.2	536	236	125	513	744-15
2009-10	31	786-1702	.462	184-531	.347	543-780	.696	2299-74.2	1116-36.0	412	469	112	208	644-12
2008-09	31	749-1622	.462	190-527	.361	403-605	.666	2091-67.5	1040-33.5	356	188	103	440	585-8
2007-08	32	734-1681	.437	202-574	.352	391-569	.687	2061-64.4	1059-33.1	425	174	92	428	564-7
2006-07	27	739-1583	.467	229-582	.393	456-640	.713	2163-80.1	988-36.6	440	188	89	389	540-14
2005-06	30	735-1753	.419	210-584	.360	427-639	.668	2107-70.2	1106-36.9	434	159	174	420	573- 6
2004-05	30	777-1784	.436	193-602	.321	471-650	.725	2218-73.9	1140-38.0	447	187	89	404	554-13
2003-04	29	734-1762	.417	193-533	.362	193-533	.362	2051-70.8	1027-35.4	370	204	84	376	591-15
2002-03	32	813-2020	.402	216-626	.345	409-598	.684	2251-70.3	1176-36.8	429	105	105	400	635-17
2001-02	29	821-1915	.429	248-649	.382	368-533	.690	2258-77.9	1062-36.6	487	227	104	353	591-18
2000-01	30	759-1780	.426	194-559	.347	538-762	.706	2250-75.0	1040-34.7	456	223	100	488	654-22
1999-00	32	797-1874	.425	211-603	.350	494-720	.686	2299-71.8	1180-36.9	461	217	163	524	686-14
1998-99	33	792-1859	.426	193-554	.348	480-743	.646	2257-68.4	1290-39.1	502	205	137	605	655-21
1997-98	27	732-1605	.456	143-398	.359	363-548	.662	1970-73.0	1004-37.2	435	215	97	407	541-12
1996-97	32	777-1943	.400	173-516	.335	501-766	.654	2228-69.6	1323-41.3	461	225	130	540	655-24
1995-96	27	772-1756	.440	162-465	.348	485-703	.690	2191-81.1	1071-39.7	525	270	79	395	498-18
1994-95	28	747-1644	.454	182-499	.365	522-783	.667	2198-78.5	1102-39.4	431	214	77	542	631-14
1993-94	27	752-1756	.428	186-517	.360	448-633	.708	2134-79.0	1095-40.6	495	220	97	409	577-18
1992-93	27	726-1641	.442	133-391	.340	449-659	.681	2034-75.3	984-36.4	454	248	94	463	585-17
1991-92	28	731-1590	.460	146-362	.403	428-624	.686	2036-72.7	1039-37.1	436	195	89	535	614-25
1990-91	33	983-2089	.471	186-517	.360	469-678	.692	2622-79.5	1240-37.6	581	226	100	525	653-16
1989-90	30	916-1895	.483	128-302	.424	557-807	.694	2517-83.9	1141-38.0	489	202	74	389	617-13
1988-89	28	881-1746	.505	86-234	.368	505-741	.682	2353-84.0	1037-37.0	501	209	82	404	565-16
1987-88	28	861-1687	.510	86-220	.391	459-661	.694	2267-81.0	1027-36.7	526	216	96	430	557-11
1986-87	28	711-1458	.459	55-156	.353	456-654	.697	1933-69.0	905-32.3	418	233	83	389	519- 8
1985-86	28	846-1685	.502	—	—	543-721	.753	2235-79.8	978-34.9	498	249	81	427	572-16
1984-85	28	878-1743	.504	—	—	387-591	.655	2143-76.5	993-35.5	535	205	91	391	614-27
1983-84	29	871-1793	.486	—	—	362-521	.695	2104-72.6	981-33.8	508	194	74	459	619-30
1982-83	28	823-1666	.494	—	—	386-546	.707	2032-72.6	1026-36.6	485	144	87	494	521-20
1981-82	27	782-1517	.515	—	—	387-552	.701	1951-72.3	930-34.4	482	156	57	462	552-19
1980-81	28	704-1575	.447	—	—	398-601	.662	1806-64.5	916-32.8	374	135	57	456	547-16
1979-80	27	720-1506	.478	—	—	376-536	.701	1816-67.3	911-33.7	297	123	74	439	594-31
1978-79	27	697-1499	.465	—	—	413-616	.670	1807-66.9	931-34.5	324	130	66	443	558-22
1977-78	27	719-1549	.464	—	—	517-754	.686	1955-72.4	972-36.0	415	124	77	505	560-18
1976-77	27	759-1622	.468	—	—	477-711	.671	1995-73.9	1106-41.0	434	—	—	—	554-15
1975-76	26	783-1717	.456	—	—	391-571	.688	1957-75.2	1058-40.6	360	—	—	—	508-20
1974-75	26	900-2031	.443	—	—	478-688	.694	2278-87.6	1299-49.9	428	—	—	—	555-19
1973-74	26	769-1659	.464	—	—	395-539	.733	1933-74.3	1123-43.2	—	—	—	—	507-18
1972-73	26	759-1752	.433	—	—	395-586	.674	1913-73.5	1192-45.8	—	—	—	—	521-25
1971-72	26	744-1661	.449	—	—	419-611	.685	1907-73.3	1065-40.9	—	—	—	—	485-11
1970-71	26	719-1658	.440	—	—	428-623	.687	1886-72.5	1037-39.4	—	—	—	—	516-23
1969-70	26	719-1658	.434	—	—	402-593	.678	1840-70.7	1050-40.3	—	—	—	—	443-15
1968-69	28	782-1812	.432	—	—	433-677	.639	1997-71.3	1241-44.3	—	—	—	—	591-34
1967-68	25	685-1472	.465	—	—	465-683	.681	1835-73.4	1057-42.3	—	—	—	—	500-14
1966-67	25	655-1527	.429	—	—	346-511	.677	1656-66.2	966-38.6	—	—	—	—	498-31
1965-66	25	676-1622	.417	—	—	421-618	.681	1773-70.9	1048-41.9	—	—	—	—	538-19
1964-65	25	614-1585	.387	—	—	424-672	.631	1652-66.1	1096-43.8	—	—	—	—	529-28
1963-64	25	632-1515	.417	—	—	446-673	.663	1710-68.4	1053-42.1	—	—	—	—	527-26
1962-63	26	619-1682	.368	—	—	315-488	.645	1553-59.6	992-38.2	—	—	—	—	482-23
1961-62	26	627-1613	.388	—	—	343-509	.674	1597-61.4	988-38.0	—	—	—	—	504-21
1960-61	25	648-1740	.372	—	—	420-627	.670	1717-68.7	1121-44.8	—	—	—	—	522-28
1959-60	24	552-1460	.378	—	—	373-590	.649	1477-61.5	980-40.8	—	—	—	—	504- --
1958-59	24	512-1409	.363	—	—	435-649	.670	1459-60.8	983-41.0	—	—	—	—	476- --
1957-58	23	501-1261	.397	—	—	404-641	.630	1406-61.1	843-36.7	—	—	—	—	453-14
1956-57	23	497-1325	.375	—	—	511-768	.665	1505-65.4	845-36.7	—	—	—	—	428- --
1955-56	21	496-1394	.356	—	—	382-587	.651	1374-65.4	923-44.0	—	—	—	—	362- --
1954-55	25	527-1528	.345	—	—	514-764	.673	1568-62.7	982-39.3	—	—	—	—	497- --
1953-54	22	484-1362	.355	—	—	521-784	.665	1489-67.7	735-33.4	—	—	—	—	515- --
1952-53	21	488-1398	.349	—	—	482-759	.635	1458-69.4	785-37.4	—	—	—	—	540- --
1951-52	24	538-1636	.328	—	—	422-659	.640	1498-62.4	911-38.0	—	—	—	—	624- --
1950-51	24	499- --	—	—	—	355- --	—	1333-55.7	—	—	—	—	—	469- --
1949-50	22	446-1490	.299	—	—	306-473	.649	1200-54.5	—	—	—	—	—	492- --
1948-49	18	308-1036	.298	—	—	246-385	.639	862-47.8	—	—	—	—	—	303- --
1947-48	21	367- --	—	—	—	311-484	.643	1045-49.8	—	—	—	—	—	413- --

SEASON-BY-SEASON

## ANNUAL STATISTICAL LEADERS

Season	Scoring	Avg.	Rebounding	Avg.	FG Percentage	Pct.	FT Percentage	Pct.
1947-48	Bob Rolander	9.7	Bob Rolander	6.3	Bob Rolander	.348	Bob Rolander	.653
1948-49	Bob Rolander	10.6	Bob Rolander	6.0	Bill Ley	.321	Bob Rolander	.703
1949-50	Kendall Hills	12.4	Kendall Hills	5.5	Kendall Hills	.350	Kendall Hills	.802
1950-51	Wayne Tucker	12.5	Frank Gompert	8.8	Bill Clay	.356	Wayne Tucker	.711
1951-52	Frank Gompert	11.6	Frank Gompert	9.0	Art Bunte	.342	Frank Gompert	.649
1952-53	Art Bunte	19.1	Art Bunte	8.5	Art Bunte	.387	Art Bunte	.711
1953-54	Burdette Haldorson	16.7	Burdette Haldorson	9.0	Burdette Haldorson	.459	Bob Jeangerard	.752
1954-55	Burdette Haldorson	21.0	<b>Burdette Haldorson</b>	<b>13.8</b>	Burdette Haldorson	.430	Bob Jeangerard	.789
1955-56	Jim Ranglos	14.8	George Hannah	9.9	Jim Ranglos	.382	Jim Ranglos	.732
1956-57	Dave Mowbray	11.9	Leo Hayward	6.3	Jim Cadle	.386	Jim Cadle	.756
1957-58	Gerry Schroeder	13.2	Don Walker	6.6	Leo Hayward	.410	Gerry Schroeder	.731
1958-59	Gerry Schroeder	13.4	Don Walker	8.5	Gerry Schroeder	.402	Russ Lind	.835
1959-60	Wilky Gilmore	13.9	Wilky Gilmore	10.6	Frank Javernick	.442	Russ Lind	.814
1960-61	Roger Voss	17.6	Roger Voss	10.1	Wilky Gilmore	.483	Ken Charlton	.772
1961-62	Ken Charlton	19.9	Ken Charlton	9.5	Jim Davis	.502	Ken Charlton	.778
1962-63	Ken Charlton	19.8	Jim Davis	12.7	Milt Mueller	.507	Ken Charlton	.792
1963-64	Jim Davis	18.5	Jim Davis	12.7	Bob Joyce	.492	Mike Frink	.800
1964-65	Pat Frink	15.0	Chuck Gardner	8.1	Chuck Gardner	.485	Pat Frink	.746
1965-66	Chuck Gardner	20.2	Chuck Gardner	9.8	Chuck Gardner	.524	Chuck Gardner	.650
1966-67	Pat Frink	18.3	Bob Bauers	7.4	Lynn Baker	.525	Lynn Baker	.798
1967-68	Pat Frink	18.9	Rebich/Coleman	6.1	Chuck Williams	.439	Chuck Williams	.748
1968-69	Cliff Meely	23.9	Cliff Meely	12.0	Mike Coleman	.493	Gordon Tope	.842
1969-70	Cliff Meely	20.9	Cliff Meely	12.7	Jim Creighton	.534	Gordon Tope	.795
1970-71	<b>Cliff Meely</b>	<b>28.0</b>	Cliff Meely	11.9	Jim Creighton	.531	Cliff Meely	.696
1971-72	Jim Creighton	17.6	Jim Creighton	10.2	Scott Wedman	.454	Lee Haven	.698
1972-73	Scott Wedman	17.7	Scott Wedman	9.3	Scott Wedman	.483	Scott Wedman	.811
1973-74	Scott Wedman	19.9	Scott Wedman	9.3	Scott Wedman	.535	Dave Logan	.693
1974-75	Tony Lawrence	15.6	Ron Wrigley	7.1	Larry Vaculik	.475	Tony Lawrence	.791
1975-76	Emmett Lewis	14.9	Larry Vaculik	7.2	Larry Vaculik	.505	Greg Mueller	.771
1976-77	Emmett Lewis	19.6	Larry Vaculik	6.6	Larry Vaculik	.482	Clayton Bullard	.767
1977-78	Larry Vaculik	12.9	Larry Vaculik	6.9	Larry Vaculik	.496	Larry Vaculik	.696
1978-79	Emmett Lewis	16.9	Brian Johnson	7.1	Craig Austin	.503	Lewis/Johnson	.718
1979-80	Jo Jo Hunter	14.9	Brian Johnson	7.0	Craig Austin	.569	Jo Jo Hunter	.856
1980-81	Jo Jo Hunter	19.1	Joe Cooper	7.1	Joe Cooper	.575	Jo Jo Hunter	.845
1981-82	Jacques Tuz	13.9	Jacques Tuz	7.5	Jacques Tuz	.530	Jacques Tuz	.809
1982-83	Jay Humphries	14.3	Vince Kelley	9.1	Kevin Cornish	.570	<b>Rob Gonzalez</b>	<b>.915</b>
1983-84	Jay Humphries	15.4	Alex Stivins	9.2	Randy Downs	.582	Randy Downs	.813
1984-85	Randy Downs	16.4	Alex Stivins	11.7	Randy Downs	.549	Randy Downs	.805
1985-86	Matt Bullard	12.7	Matt Bullard	6.4	Matt Bullard	.604	Matt Bullard	.818
1986-87	Matt Bullard	16.6	Matt Bullard	9.3	Matt Bullard	.521	Matt Bullard	.742
1987-88	Scott Wilke	21.5	Scott Wilke	8.4	Scott Wilke	.539	Brent Vaughan	.842
1988-89	Shaun Vandiver	18.2	Shaun Vandiver	10.5	Shaun Vandiver	.540	Brian Molis	.909
1989-90	Shaun Vandiver	22.3	Shaun Vandiver	11.2	Shaun Vandiver	.593	Stevie Wise	.842
1990-91	Shaun Vandiver	21.2	Shaun Vandiver	10.0	Shaun Vandiver	.582	Billy Law	.803
1991-92	Donnie Boyce	14.9	Poncho Hodges	6.1	Randy Robinson	.549	James Hunter	.763
1992-93	Donnie Boyce	19.1	Poncho Hodges	7.5	Ted Allen	.547	Poncho Hodges	.677
1993-94	Donnie Boyce	22.4	Mark Dean	9.5	Mark Dean	.490	Ted Allen	.757
1994-95	Donnie Boyce	18.5	Donnie Boyce	6.5	Ted Kritza	.544	Leroy Carter	.717
1995-96	Chauncey Billups	17.9	Martice Moore	7.6	Martice Moore	.490	Chauncey Billups	.861
1996-97	Chauncey Billups	19.1	Fred Edmonds	6.4	Howard Frier	.500	Chauncey Billups	.854
1997-98	Kenny Price	14.5	Charlie Melvin	7.6	Kenny Melvin	.482	Kenny Price	.800
1998-99	Kenny Price	14.6	Jamahl Mosley	6.6	Ernest Renfro	.483	Jamahl Mosley	.780
1999-00	Jaquay Walls	17.0	Jaquay Walls	7.1	Jamahl Mosley	.541	Jaquay Walls	.854
2000-01	D.J. Harrison	15.2	Jamahl Mosley	7.6	Jamahl Mosley	.560	Nick Mohr	.811
2001-02	David Harrison	13.9	Stephane Pelle	10.8	<b>David Harrison</b>	<b>.638</b>	D.J. Harrison	.819
2002-03	Michel Morandais	16.9	Stephane Pelle	9.3	David Harrison	.547	Blair Wilson	.803
2003-04	David Harrison	17.1	David Harrison	8.8	David Harrison	.631	Michel Morandais	.856
2004-05	Richard Roby	16.0	Julius Ashby	6.0	Chris Copeland	.448	Chris Copeland	.814
2005-06	Richard Roby	17.0	Richard Roby	5.5	Chris Copeland	.357	Richard Roby	.736
2006-07	Richard Roby	17.3	Dominique Coleman	6.9	Dominique Coleman	.524	Richard Roby	.734
2007-08	Richard Roby	17.0	Richard Roby	6.7	Richard Roby	.477	Richard Roby	.764
2008-09	Cory Higgins	17.4	Cory Higgins	5.4	Dwight Thorne II	.481	Cory Higgins	.830
2009-10	Cory Higgins	18.9	Alec Burks	5.0	Alec Burks	.538	Cory Higgins	.833
2010-11	Alec Burks	20.5	Andre Roberson	7.0	Andre Roberson	.580	Levi Knutson	.904
2011-12	Carlton Brown	12.6	Andre Roberson	11.1	Andre Roberson	.510	Spencer Dinwiddie	.816
2012-13	Spencer Dinwiddie	15.3	Andre Roberson	11.2	Xavier Johnson	.515	Spencer Dinwiddie	.825
2013-14	Josh Scott	14.7	Josh Scott	8.4	Josh Scott	.511	Askia Booker	.818
2014-15	Askia Booker	17.2	Josh Scott	8.4	Wesley Gordon	.550	Askia Booker	.834

Bold indicates all-time high for that category.

SEASON-BY-SEASON

# COLORADO BUFFALOES

## SEASON-BY-SEASON

Season	Assists*	Avg.	Steals+	Total	Blocks+	Total
1976-77	Toney Ellis	5.1				
1977-78	Toney Ellis	3.2	Toney Ellis	45	Larry Vaculik	17
1978-79	Toney Ellis	2.6	Toney Ellis	29	Dave Netherton	30
1979-80	Toney Ellis	4.2	Jo Jo Hunter	38	Jacques Tuz, Craig Austin	14
1980-81	Jay Humphries	3.5	Jay Humphries, Joe Cooper	41	Joe Cooper	57
1981-82	Jay Humphries	4.3	Jay Humphries	52	Vince Kelley	19
1982-83	Jay Humphries	6.2	<b>Jay Humphries</b>	<b>115</b>	Vince Kelley	23
1983-84	Jay Humphries	6.0	Jay Humphries	101	Alex Stivrins	29
1984-85	Mike Reid	5.6	Mike Reid	44	Alex Stivrins	33
1985-86	Mike Reid	6.0	Michael Lee	46	Matt Bullard	32
1986-87	Kenny Countryman	2.6	Kenny Countryman	32	Matt Bullard	35
1987-88	Stevie Wise	2.8	Scott Wilke	31	Scott Wilke	21
1988-89	Reggie Morton	3.6	Stevie Wise	37	Dan Becker	28
1989-90	Reggie Morton	4.8	Stevie Wise	49	Shaun Vandiver	36
1990-91	Billy Law	5.2	Stevie Wise	69	House Guest	42
1991-92	Billy Law	5.4	Donnie Boyce	68	Poncho Hodges	73
1992-93	Donnie Boyce	3.6	Randy Robinson	56	Poncho Hodges	58
1993-94	Donnie Boyce	4.5	Donnie Boyce	59	Ted Allen	55
1994-95	Donnie Boyce	4.1	Keith Higgins	72	Ted Allen	53
1995-96	Chauncey Billups	5.5	Chauncey Billups	42	Martice Moore	43
1996-97	Chauncey Billups	4.8	Chauncey Billups	62	Martice Moore	42
1997-98	Howard Frier	3.8	Howard Frier	34	Ronnie DeGray	40
1998-99	Jaquay Walls	3.9	Jose Winston	53	Carlton Carter	39
1999-00	Jaquay Walls	4.5	Jose Winston	82	Stephane Pelle	27
2000-01	<b>Jose Winston</b>	<b>6.5</b>	Jose Winston	44	Stephane Pelle	19
2001-02	James Wright	4.9	Blair Wilson	31	David Harrison	34
2003-03	Michel Morandais	3.4	Blair Wilson	38	<b>David Harrison</b>	<b>106</b>
2003-04	Michel Morandais	3.1	Blair Wilson	38	David Harrison	85
2004-05	Marcus Hall	4.4	Richard Roby	48	Chris Copeland	36
2005-06	Marcus Hall	4.1	Richard Roby	62	Chirs Copeland	32
2006-07	Dominique Coleman	3.4	Dominique Coleman	43	Marcus King-Stockton	32
2007-08	Marcus Hall	4.0	Marcus Hall	58	Marcus King-Stockton	49
2008-09	Nate Tomlinson	3.0	Cory Higgins	59	Jermyl Jackson-Wilson	20
2009-10	Nate Tomlinson	4.2	Cory Higgins	60	Shane Harris-Tunks	14
2010-11	Alec Burks	2.9	Andre Roberson	51	Andre Roberson	42
2011-12	Nate Tomlinson	3.0	Andre Roberson	46	Andre Roberson	67
2012-13	Spencer Dinwiddie	3.0	Andre Roberson	67	Andre Roberson	41
2013-14	Askia Booker	3.3	Askia Booker	45	Wesley Gordon	41
2014-15	Askia Booker	3.2	Askia Booker	44	Wesley Gordon	47

\*Assists kept since 1976-77 season; +Steals & Blocks kept since 1977-78 season.

Season	Three-Pointers#	Total	Three-Point Pct.	Min. (25 att)
1986-87	Jeff Penix	13	<b>Jeff Penix</b>	<b>.481</b>
1987-88	Brian Molis	26	Brian Molis	.413
1988-89	Stevie Wise	40	Stevie Wise	.320
1989-90	Stevie Wise	76	Brent Vaughan	.413
1990-91	Stevie Wise	86	James Hunter	.388
1991-92	Billy Law	34	Billy Law	.351
1992-93	Randy Robinson	28	Pete Hefty	.393
1993-94	Donnie Boyce	39	Pete Hefty	.324
1994-95	Mack Tuck	54	Ted Allen	.467
1995-96	Mack Tuck	63	Martice Moore	.403
1996-97	Chauncey Billups	63	Chauncey Billups	.401
1997-98	Kenny Price	90	Kenny Price	.421
1997-98	<b>Kenny Price</b>	<b>95</b>	Kenny Price	.377
1999-00	Jaquay Walls	57	Jaquay Walls	.388
2000-01	D.J. Harrison	48	Justin Harbert	.417
2001-02	Blair Wilson	76	Blair Wilson	.429
2002-03	Blair Wilson	83	Blair Wilson	.350
2003-04	Blair Wilson	75	Blair Wilson	.395
2004-05	Richard Roby	67	Chris Copeland	.375
2005-06	Richard Roby	63	Richard Roby	.357
2006-07	Xavier Silas	44	Xavier Silas	.383
2007-08	Marcus Hall	53	Richard Roby	.382
2008-09	Dwight Thorne II	45	Dwight Thorne II	.409
2009-10	Marcus Relphorde	34	Dwight Thorne II	.451
2010-11	Levi Knutson	81	Levi Knutson	.474
2011-12	Carlton Brown	43	Spencer Dinwiddie	.438
2012-13	Askia Booker	49	Xavier Johnson	.439
2013-14	Askia Booker and Xavier Johnson	37	Xavier Johnson	.363
2014-15	Askia Booker	55	Tre'Shaun Fletcher	.458

#Three-point FGs recognized by NCAA in 1986-87; Bold indicates all-time high for that category.



Andre Roberson became the first CU player to lead the team in rebounds, blocks and steals for three-straight seasons.



## CU IN OVERTIME

Overtime Games	W	L	Pct.
Single.....	39	43	.476
Double.....	7	5	.583
Triple.....	2	2	.500
Quadruple.....	0	1	.000
Quintuple.....	0	1	.000
<b>Totals.....</b>	<b>48</b>	<b>52</b>	<b>.480</b>

Home OT Record.....	28	23	.549
Away OT Record.....	17	22	.436
Neutral OT Record.....	3	7	.300
<b>Total.....</b>	<b>48</b>	<b>52</b>	<b>.480</b>

Overtime Games (Pac-12 Conference)	W	L	Pct.
Arizona.....	1	2	.333
Arizona State.....	0	1	.000
California.....	0	1	.000
Oregon.....	0	1	.000
USC.....	1	0	1.000
Utah.....	1	0	1.000
Washington.....	1	0	1.000
Washington State.....	1	0	1.000
<b>Totals.....</b>	<b>5</b>	<b>5</b>	<b>.500</b>

### Overtime Games (Non-Conference)

	W	L	Pct.	W	L	Pct.	
Air Force.....	1	0	1.000	Oklahoma.....	3	4	.429
Auburn.....	1	0	1.000	Oklahoma State.....	3	6	.333
Baylor.....	1	1	.500	Rice.....	0	1	.000
Cal-Hrvine.....	1	0	1.000	St. Louis.....	1	0	1.000
Colorado State.....	2	2	.500	San Diego.....	1	0	1.000
Creighton.....	1	0	1.000	San Francisco.....	0	1	.000
Drake.....	1	0	1.000	Santa Clara.....	1	0	1.000
Duquense.....	0	1	.000	Southern Utah.....	0	1	.000
George Mason.....	1	0	1.000	Texas.....	0	1	.000
Iowa.....	1	0	1.000	Texas A&M.....	0	1	.000
Iowa State.....	5	6	.454	Texas Southern.....	1	0	1.000
Kansas.....	3	2	.600	Texas Tech.....	1	2	.333
Kansas State.....	1	7	.125	Tulane.....	1	0	1.000
Middle Tennessee State.....	0	1	.000	U.S. International.....	1	0	1.000
Missouri.....	7	5	.583	Virginia Commonwealth.....	0	1	1.000
Montana State.....	0	1	.000	Wisconsin-Milwaukee.....	1	0	1.000
Nebraska.....	1	2	.333	Wyoming.....	1	0	1.000
New Mexico State.....	1	0	1.000	<b>Totals.....</b>	<b>43</b>	<b>46</b>	<b>.483</b>

### OVERTIME RECORDS

**Home:** 28-23

**Away:** 17-22

**Neutral:** 3-7

**Total:** 48-52 .480

#### Most Overtime Games Played

**Season**—4, in 1959-60, 1988-89

#### Most Overtime Periods Played

**Game**—5, vs. Iowa State in Boulder, Feb. 27, 1960

**Season**—10, in 1959-60

### Most Points Scored In A Period

**Player**—15, Jaquay Walls vs. Iowa St. in Boulder, Feb. 19, 2000

**Team**—26, George Mason in Boulder, Dec. 2, 1995

### Most Consecutive Overtime Games Won

6, from Jan. 4, 1972 to Mar. 3, 1976

### Most Consecutive Overtime Games Lost

6, from Jan. 23, 1982 to Dec. 27, 1984

### Most Consecutive Overtime Games Played

2, five times, most recently in 1996-97 (Nov. 24 vs. Drake, Nov. 29 at Auburn)

### Game-by-Game

#### No overtimes played 1901-1935

Dec. 22, 1936 vs. Missouri.....	L	32-37
Jan. 2, 1940 at Duquesne.....	L	45-47
Mar. 23, 1940 vs. Rice (Kansas City, Mo.).....	L	56-60
Jan. 27, 1945 at Wyoming.....	W	43-41
Jan. 2, 1947 vs. Kansas.....	W	52-50
Jan. 20, 1947 vs. Kansas.....	W	59-54
Feb. 11, 1948 vs. Oklahoma State.....	L	30-32
Feb. 6, 1950 vs. Kansas.....	W	50-48
Dec. 19, 1950 at Santa Clara.....	W	52-50
Dec. 29, 1950 vs. Iowa State (Kansas City).....	L	54-58
Jan. 20, 1951 at Iowa State.....	W	47-42
Dec. 7, 1951 vs. Colorado State.....	L	58-65 (3ot)
Dec. 27, 1954 vs. Oklahoma (Kansas City).....	L	71-73
Feb. 8, 1958 vs. Missouri.....	L	51-55
Dec. 5, 1958 vs. Washington.....	W	70-63
Dec. 14, 1959 vs. Iowa.....	W	76-68 (2ot)
Jan. 8, 1960 vs. Oklahoma.....	L	62-64 (2ot)
Jan. 16, 1960 vs. Nebraska.....	W	62-57
Feb. 27, 1960 vs. Iowa State.....	L	80-83 (5ot)
Dec. 14, 1960 vs. New Mexico State.....	W	89-87 (2ot)
Jan. 28, 1961 vs. Iowa State.....	W	67-65
Dec. 4, 1961 at Texas Tech.....	L	82-84 (2ot)
Feb. 17, 1964 at Iowa State.....	L	58-60
Mar. 2, 1964 at Kansas.....	L	71-73
Jan. 28, 1965 at Oklahoma State.....	L	55-59 (3ot)
Dec. 20, 1965 at Arizona.....	W	77-73 (3ot)
Feb. 11, 1967 vs. Missouri.....	W	79-75
Feb. 18, 1967 at Kansas State.....	L	53-55
Dec. 13, 1967 vs. Creighton.....	W	67-66
Jan. 15, 1968 vs. Kansas State.....	L	56-57
Feb. 12, 1968 vs. Missouri.....	W	79-76
Feb. 3, 1969 at Missouri.....	W	80-79
Feb. 22, 1969 at Iowa State.....	L	76-80

Jan. 4, 1972 at Tulane.....	W	75-74
Jan. 15, 1973 at Missouri.....	W	81-79
Feb. 3, 1973 at Iowa State.....	W	83-81
Feb. 17, 1973 vs. Missouri.....	W	77-68
Jan. 17, 1975 vs. Oklahoma.....	W	71-69 (2ot)
Mar. 3, 1976 vs. Oklahoma State.....	W	86-83
Jan. 18, 1978 at Missouri.....	L	68-70
Dec. 17, 1979 vs. U.S. International.....	W	63-60
Feb. 6, 1980 at Kansas State.....	L	61-62
Jan. 17, 1981 vs. Kansas State.....	L	62-63
Dec. 19, 1981 vs. Colorado State.....	W	54-53
Jan. 23, 1982 vs. Oklahoma State.....	L	90-95
Feb. 2, 1983 vs. Missouri.....	L	65-68 (2ot)
Feb. 5, 1983 at Oklahoma State.....	L	91-96 (4ot)
Jan. 18, 1984 vs. Oklahoma.....	L	89-100 (2ot)
Jan. 21, 1984 vs. Oklahoma State.....	L	74-76
Dec. 27, 1984 vs. Texas Tech.....	L	75-76
Feb. 27, 1985 vs. Missouri.....	W	88-79
Jan. 18, 1986 vs. Kansas State.....	L	69-77
Dec. 11, 1986 at Colorado State.....	L	64-67
Dec. 11, 1988 vs. St. Louis.....	W	85-76
Dec. 30, 1988 vs. M. Tenn. St. (Portland, Ore.).....	L	105-107
Jan. 11, 1989 at Iowa State.....	L	77-81
Mar. 10, 1989 vs. Oklahoma (Kansas City).....	L	87-95 (2ot)
Mar. 9, 1990 vs. Missouri (Kansas City).....	W	92-89
Jan. 2, 1991 at San Diego.....	W	89-82
Feb. 6, 1991 vs. Missouri.....	L	65-75
Dec. 2, 1991 at Cal-Hrvine.....	W	73-70 (2ot)
Feb. 5, 1992 vs. Oklahoma.....	W	70-68
Feb. 10, 1992 at Iowa State.....	L	82-96
Jan. 16, 1993 at Kansas State.....	L	78-83
Dec. 2, 1995 vs. George Mason.....	W	132-117
Jan. 16, 1996 vs. Southern Utah.....	L	80-82
Feb. 7, 1996 at Kansas State.....	W	64-63

Nov. 24, 1996 vs. Drake.....	W	82-80
Nov. 29, 1996 vs. Auburn (Hawaii).....	W	78-72
Jan. 15, 1997 vs. Oklahoma State.....	W	78-71
Feb. 3, 1998 at Oklahoma State.....	L	74-86
Feb. 11, 1998 vs. Texas Tech.....	W	91-80 (2ot)
Nov. 28, 1999 at Virginia Commonwealth.....	L	78-82
Feb. 19, 2000 vs. Iowa State.....	W	102-90
Dec. 30, 2000 at Wisconsin-Milwaukee.....	W	74-71
Feb. 17, 2001 vs. Nebraska.....	L	82-87
Mar. 8, 2001 vs. Baylor (Kansas City, Mo.).....	L	84-86
Jan. 18, 2003 at Nebraska.....	L	77-80
Feb. 25, 2004 Oklahoma.....	W	94-87
Mar. 17, 2004 at Oregon (NIT).....	L	72-77
Jan. 22, 2005 at Iowa State.....	W	54-52
Jan. 21, 2006 at Oklahoma State.....	W	80-78
Mar. 13, 2008 vs. Baylor (Stillwater, Okla.).....	W	91-84 (2ot)
Nov. 18, 2009 Montana State.....	L	82-85
Jan. 24, 2009 Kansas State.....	L	75-77
Feb. 14, 2009 Texas.....	L	76-85
Nov. 24, 2009 vs. Arizona.....	L	87-97
Feb. 3, 2010 Kansas.....	L	66-72
Nov. 20, 2010 at San Francisco.....	L	81-83
Dec. 8, 2010 Colorado State.....	W	90-83
Feb. 9, 2011 Texas A&M.....	L	70-73
Nov. 23, 2011 at Air Force.....	W	76-73
Nov. 27, 2012 Texas Southern.....	W	85-80 (2ot)
Jan. 3, 2013 at Arizona.....	L	83-92
Feb. 16, 2013 Arizona State.....	L	62-63
Jan. 8, 2014 vs. Washington State (at Spokane).....	W	71-70
Feb. 1, 2014 Utah.....	W	79-75
Mar. 8, 2014 at California.....	L	65-66
Jan. 29, 2015 at USC.....	W	98-94 (3ot)
Mar. 7, 2015 at Washington State.....	L	91-96

## BUZZER BEATERS (SINCE 1990)

**March 9, 1990 Missouri (Kansas City) :24 (ot) W 92-88 (ot)**  
Steve Wise scored nine overtime points for the Buffs including two free throws that gave CU a 92-85 lead with :24 remaining.

**Jan. 2, 1991 San Diego (San Diego) :32 W 89-82 (ot)**  
CU's Steve Wise hit a three-pointer from the right corner with :32 left to tie the game 73-73 and send it into overtime. Wise knocked down two more three-pointers in overtime to lift the Buffs to an 89-82 victory.

**Jan. 19, 1991 Southwest Missouri State (Boulder) :09 W 69-67**  
After a Bears comeback cut the CU lead to three, Colorado guard Billy Law put the game out of reach by making a lay-up with :09 remaining to give the Buffs a 69-64 lead.

**Dec. 2, 1991 UC Irvine (Irvine) :12 (2ot) W 73-70 (2ot)**  
With :12 left in the second overtime, CU's James Hunter made two key free throws to give the Buffs the 73-70 lead.

**Feb. 5, 1992 Oklahoma (Boulder) 1:22 (ot) W 70-68 (ot)**  
Donnie Boyce sank a three-pointer with 1:22 remaining in overtime to give CU a 66-65 lead, which they would hold onto for the remainder of the game. The victory snapped CU's 10-year winless drought against the Sooners.

**Feb. 22, 1995 Washington (Boulder) 3:17 W 67-64**  
With the score tied 60-60 with 3:17 left to play, CU guard Keith Higgins rebounded a miss and put it in to give the Buffs a two-point lead and break a 4:23 scoreless drought. Colorado made their free throws down the stretch to gain the win.

**Feb. 7, 1996 Kansas State (Manhattan) :11 (ot) W 64-63 (ot)**  
Mack Tuck made one of two free throws with :11 remaining in overtime to give the Buffs a one-point victory. Tuck, a .526 free-throw shooter going into the game, sank three of four from the line in the final 35.6 seconds.

**Nov. 24, 1996 Drake (Boulder) 1:24 (ot) W 82-80 (ot)**  
Howard Fried ner Ronnie DeGray on an eight-footer from the right to give the Buffs an 81-80 lead.

**Nov. 29, 1996 Auburn (Hawaii) :00 W 78-72 (ot)**  
Ronnie DeGray hit a jumper at the end of regulation to tie the score, 62-62, and force overtime. The Buffaloes then outscored Auburn in overtime with a series of made free throws.

**Jan. 11, 1997 Texas Tech (Lubbock) :0.5 W 80-78**  
Chauncey Billups sank an eight-foot jumper with :0.5 showing on the clock to lift Colorado to an 80-78 victory over Texas Tech in the sold out Lubbock Municipal Coliseum.

**Nov. 16, 1997 Southeast Missouri (Boulder) 2:55 W 62-59**  
Ronnie DeGray knocked down a pair of free throws to seal the game for the Buffs just after hitting a six-footer from the right baseline to tie the game at 58-58.

**Jan. 17, 1998 Missouri (Boulder) :16 W 81-78**  
Ronnie DeGray sank a crucial four-foot hook shot with :16 remaining for the games final score. Missouri missed a potential game tying three-point attempt with three seconds left, a shot that dipped in and fell out.

**Jan. 28, 1998 Texas A&M (College Station) :06 W 68-67**  
After trailing by 17 points at halftime, senior guard Marlon Hughes hit the game-winner with a 10-foot, pull-up jumper in the lane with :06 left.

**Feb. 11, 1998 Texas Tech (Boulder) 2:30 (2ot) W 91-80 (2ot)**  
After being tied 75-75 at the end of the first overtime, Charlie Melvin followed up a Kenny Price three with a four-footer to give the Buffs a 82-75 lead with 2:30 remaining in the second overtime. This was the first double-overtime game in Boulder since Jan. 18, 1984, when Oklahoma claimed a 100-89 victory.

**Dec. 2, 1998 Virginia Commonwealth (Boulder) :04 W 78-76**  
Jaquay Walls went four-of-six from the free throw line in the final minute with his last point coming with four seconds remaining. VCU missed an uncontested lay-up as time expired.

**Feb. 10, 1999 Oklahoma State (Boulder) 1:41 W 83-80**  
With just more than seven minutes remaining, the Buffs overcame a 15-point deficit behind guard Jaquay Walls game-high 34 points. Walls hit two free throws with 1:41 remaining to give CU its first lead of the game — one the Buffs would never relinquish.

**Feb. 5, 2000 Kansas State (Manhattan) :27 W 67-63**  
Jaquay Walls made his second of two free throws with :27 remaining to give the Buffs a 64-58 lead. Walls hit all eight of his free throws, which came in the final 4:34.

**Dec. 30, 2000 Wisconsin-Milwaukee (Milwaukee) :54 (ot) W 74-71 (ot)**  
With :54 remaining in overtime, Jamahl Mosley hit a jumper to put the Buffs up 73-68. Mosley then sealed the game by making a free throw with :06 remaining.

**Feb. 3, 2001 Nebraska (Lincoln) :13 W 60-57**  
Stephane Pelle's lay-up with :13 left sealed the victory for Colorado and ended a furious Nebraska comeback.

**Jan. 16, 2002 Iowa State (Boulder) :2.9 W 63-61**  
Stephane Pelle hits a ten-foot floater from the right baseline to give Colorado its first Big 12 win of the season, which was also coach Ricardo Patton's 100<sup>th</sup> career victory.

**Dec. 28, 2002 Charlotte (Charlotte) :10 W 76-74**  
After Charlotte erased a 14-point deficit and tied the game at 74-74, James Wright made two free throws with :10 left as the Buffaloes edged Charlotte 76-74 in the Pepsi Classic.

**Dec. 29, 2002 Loyola-Chicago (Charlotte) :26 W 76-72**  
James Wright went two-of-two from the free throw line with :26 remaining to put Colorado up 73-68. The Buffs held off Loyola by connecting on five-of-six free throws down the stretch.

**Jan. 22, 2003 Kansas (Boulder) :25 W 60-59**  
Stephane Pelle made a 10-foot jumper with :25 remaining for the winning points in a 60-59 upset, ending No. 6 Kansas' 23-game Big 12 Conference winning streak. This was Colorado's first victory over Kansas since 1991.

**March 13, 2003 Kansas State (Dallas) :00 W 77-76**  
Kansas State's Pervis Pasco intercepted an inbounds pass in the final three seconds, which should have given Kansas State an upset victory in the first round of the Big 12 tournament. Instead, he raised an arm in celebration and started to leave the court when he was whistled for traveling. Given yet another chance with 1.8 seconds left, the Buffaloes made the Wildcats pay when James Wright banked in a 3-pointer at the buzzer for a remarkable 77-76 victory.

**Jan. 22, 2005 Iowa State (Ames) :15.9 W 54-52**  
Andy Osborn hit a 3-pointer with 15.9 seconds remaining in overtime giving CU their first win in Ames since Feb. 19, 1991. The Buffs committed 20 turnovers, shot 33 percent from the field breaking a sting of 13 consecutive losses at Hilton Coliseum. The also went scoreless the final 4:46 minutes of regulation.

**Jan. 26, 2005 Missouri (Boulder) :21 W 64-62**  
Richard Roby converted a 3-pointer with 21 second remaining lifting CU to a two-point win at home. Roby, dribbled a couple of times, took a step inside the 3-pointer line to create room between himself and the defender, then stepped back behind the line and swished the game-winner.

**Jan. 14, 2006 Missouri (Columbia) :00.2 W 74-71**  
Chris Copeland hit the last of Colorado's 13 3-pointers with two-tenths of seconds remaining leading the Buffaloes to a 74-71 win. CU had lost 33 of its previous 34 meetings at Missouri and hadn't won in Columbia since 1996-97. Richard Roby scored a career-best 33 points.

**Jan. 21, 2006 Oklahoma State (Stillwater) :45.3 W 80-78**  
Richard Roby scored a put-back with 45.3 seconds remaining and CU held off a pair of OSU chances to tie. The Buffaloes hadn't won in Gallagher-Iba Arena since Jan. 12, 1980, a stretch of 20 games. Roby scored a game-high 27 points with seven rebounds and tied a school record for most steals in half (first) with six.

**Nov. 21, 2006 Utah (Salt Lake City) :2.1 W 60-59**  
Jermil Jackson-Wilson made one of two free throws with 2.1 seconds remaining lifting Colorado to road victory over Utah, 60-59. It was CU's only road victory in 2006-07.

**Dec. 2, 2006 Northern Colorado (Boulder) :00 W 88-86**  
Jermil Jackson-Wilson grabbed an offensive rebound and scored the game-winning basketball at the buzzer. It was Jackson-Wilson's only field goal of the game in addition to seven rebounds, six blocked shots, four assists and three steals.

**Dec. 22, 2007 at Colorado State :31.3 W 73-70**  
Marcus King-Stockton made a lay-up with 31.3 seconds remaining lifting CU to a 73-70 win over CSU at Moby Arena for the first time in four years. The win snapped the Rams' 24-game home winning streak against nonconference foes. Marcus Hall converted a pair of free throws with 11.5 seconds for the final three point margin.

**Feb. 12, 2011 Kansas State (Boulder) :00 W 58-56**  
With 1.1 seconds remaining, the Buffaloes were ahead by two and defending the Wildcats' in-bounds play. After CU Coach Tad Boyle had called timeout to set his defense, the ball was lobbed cross court to Kansas State's Rodney McGruder, who caught it - and despite having 6-foot-6 Alec Burks draped on him - leaped, turned and buried what was ruled on the court as a game-winning three-pointer at the buzzer. Officials Tom O'Neill, Jeb Hartness and Greg Rennergarbe huddled at the scorer's table, watched the tape and ruled McGruder's eighth three-point attempt of the night (he'd already hit three) left his hand a fraction of a second too late. Score it CU 58, K-State 56, breaking a two-game losing streak and sweeping the Wildcats for the first time since 2003-04.

**Feb. 26, 2011 Texas (Boulder) W 91-89**  
CU shot 58.1 percent from the field in the second half, in addition scoring 58 points rallying from the second-greatest comeback in school history to upset No. 5 Texas. Trailing by 22 points, Alec Burks scored 11 of CU's 14 points pulling the Buffs to 58-55 with under 13 minutes to play. Trailing 61-59 with 11 minutes to play. Burks (33 points) and Levi Knutson (21 pts.) accounted for 10 points building a 75-67 lead with under five minutes to play.

**Feb. 4, 2012 Oregon (Boulder) W 72-71**  
With four seconds to play, senior guard Nate Tomlinson dribbled the length of the court and was fouled with one second remaining by E.J. Singler and sank the first free throw before deliberately missing the second.

**March 10, 2012 Arizona (Los Angeles, Calif.) W 53-51**  
Pac-12 Championship Game: Colorado left the door open in the closing seconds with a turnover and a pair of missed free throws and almost squandered a 12-point lead, scoring only three points in the last 9 minutes, but still denied No. 4 seed Arizona in its comeback attempt. Tournament MVP Carlton Brown downed a windmill dunk, eliciting raucous cheers with 48 seconds remaining for a four-point lead.

**Dec. 7, 2013 Kansas (Boulder) W 75-72**  
Askia Booker hit the biggest shot of his Colorado career grabbing an inbounds pass, dribbled twice, took two long steps, then launched the 3-pointer that gave Colorado a 75-72 victory over No. 6 Kansas. After a timeout, Buffs forward Xavier Johnson squeezed an inbounds pass from the corner of the backcourt to Booker, who dribbled just past the back foot of the massive Buffs logo at center court - or about even with where John Elway's courtside seats were located - and launched the shot from 30 feet. Nothing but net.

SEASON-BY-SEASON